

FAN/LIGHT FEATURES

657, 696

- Powerful centrifugal blower
- White polymeric grille complements virtually any decor
- A19 base lighting (bulb not included)
- Ceiling mount

750, 751

- Powerful centrifugal blower
- Round design eliminates squaring with walls
- Model 751 is the same as Model 750, but without a night light
- A19 base lighting (bulb not included)
- Ceiling mount

678

- White polymeric grille complements virtually any decor
- Ceiling mount
- Project Packs available

CEILING & WALL MOUNT FEATURES

670, 671, 688, 689

- Compact housing fits between ceiling joists or wall studs
- Metal grille kits (available separately)
- Project Packs available for most models

657 | 696



750 | 751



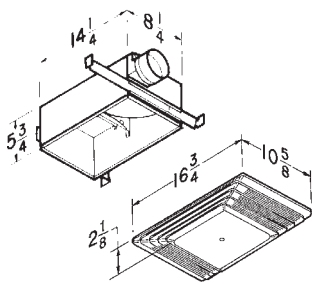
678



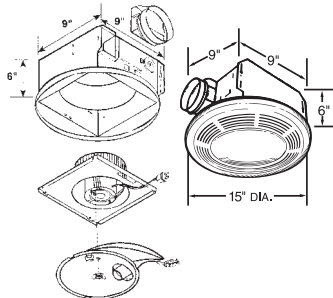
670 | 671 | 688 | 689



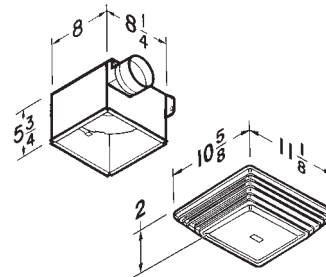
657, 696



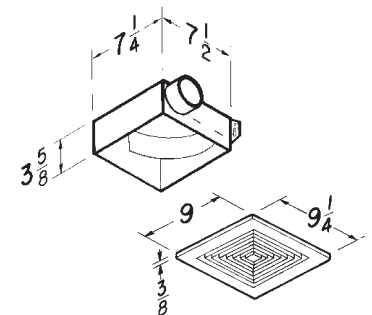
750, 751



678



670, 671, 688, 689



Model	CFM	Sones	Light/Night Light	Ducting
657	70	4.0	A19 Base	4"
696	100	4.5	A19 Base	4"
750	100	3.5	A19 Base / 7W	4"
751	100	3.5	A19 Base	4"
678	50	2.5	A19 Base	4"

Model	CFM	Sones	Ducting	Mounts
670	50	3.5	3"	Wall / Ceiling
671	70	6.0	3"	Wall / Ceiling
688	50	4.0	3"	Wall / Ceiling
689	60	5.5	3"	Wall / Ceiling



Project Packs. Convenient options for today's contractor. Broan "H" Packs include rough-in housings only, making multi-unit installation more convenient. "F" Packs allow motor/blower and grille assemblies to be ordered separately, nearer project completion, to help avoid losing, damaging or having to store components.

690 BATH FAN UPGRADE KIT

The Broan bath fan upgrade kit lets you convert your old bath fan to a brand new unit in just 10 minutes. Improve performance, reduce the sound level, and upgrade the appearance of your economy fan in minutes.

- Cut sound levels up to 50%
- Boost air movement up to 20%
- 10 minute installation
- 60 CFM, 3.0 Sones
- Modern white grille
- No special tools needed

690



Included: Grille; two motor plates, depending on your fan model; wrench; quieter plug-in fan motor



1. Remove old grille



3. Attach new fan and new motor plate. Install into existing housing






2. Remove old fan assembly





4. Install new grille

Measure your existing fan housing to ensure proper fit

For use only with these bath fan models.*		Measurements	Yes	No
	NuTone 693, 695, 696N	7½" x 7¼"	•	
	Broan 670, 671, 688, 689	7½" x 7¼"	•	
	Nautilus N671, N688	7½" x 7¼"	•	
		8" x 8¼"		•
		8" x 8¼"		•

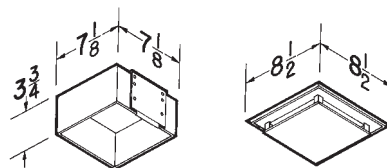
*No other usage has been tested or authorized by Broan-NuTone LLC.

Broan 690 Upgrade Kit replaces the models below

If your grille looks like this:	The fan is very likely one of these models:	Housing dimensions:
	NuTone 693, 695, 696N	7½" x 7¼" or 8" x 7¼"
	Broan 670, 671, 688, 689 Nautilus N671, N688	7½" x 7¼" Not compatible with 8" x 8¼"

682 DUCT FREE FAN

- Patented, fast snap-in metal housing installation
- Fan circulates air past replaceable activated charcoal filter
- Fits 2" x 4" ceiling or wall construction



682



Model	CFM	Sones	Lighting	Notes
682	—	—	—	Duct-free Circulation
S97009563	—	—	—	Replacement filter

Duct-free. This easy-to-install solution is ideal where air circulation is needed but ducting is impossible or impractical. Use it as a solution for half baths or rooms where humidity isn't a concern.

SELECTION GUIDE

		57W 57V	59W	61W 61V	62W 62V	63W 63V	64W 64V	66W 66V	67W 67V	68W 68V	69WL 69VL	70TW	71V	72W 72V	73	77DW 77DV	78W 78V	269WL 269VL	685WL	82W, DH100W	TC24H
Utility Fans	12C		•	•			•				•	•	•	•			•			•	•
	502	•	•	•			•				•	•	•	•			•			•	•
	503	•	•	•			•				•	•	•	•			•			•	•
	504	•	•	•			•				•	•	•	•			•			•	•
	505	•	•	•			•				•	•	•	•			•			•	•
	506 & 507																				
	508	•	•	•			•				•	•	•	•			•			•	•
	509	•	•	•							•	•		•			•			•	•
	509S ¹		•	•			•					•	•				•			•	•
	510 ²		•	•			•					•	•				•			•	•
	511 ²											•					•				
512 & 512M	•	•	•								•	•	•	•			•			•	•
673		•	•				•				•	•	•				•			•	•
Ventilation Fans	670	•	•	•			•				•	•	•	•			•			•	•
	682	•	•	•			•				•	•	•	•			•			•	•
	688	•	•	•			•				•	•	•	•			•			•	•
	689	•	•	•			•				•	•	•	•			•			•	•
	690	•	•	•			•				•	•	•	•			•			•	•
	LP80	•	•	•			•				•	•	•	•			•			•	•
	QTXE080 QTXE110, QTXE150		•	•		•	•			•	•	•	•				•	•		•	•
	QTXE110S									•	•										
	XB50										•							•			
	XB80										•							•			
	XB110										•							•			
	XB110H									•	•							•			
	ZB80									•								•	•		
	ZB80M									•	•							•			
	ZB110									•								•	•		
	ZB110H									•	•							•			
	ZB110M									•	•							•			
	RB80, RB110		•	•							•										•
	A80HD		•	•							•										•
AE50, A80, AE80, AE80B, A110, AE110		•	•							•										•	
Ventilation Fan/Lights	657	•	•	•		•	•			•		•	•	•						•	•
	678	•	•	•		•	•			•		•	•	•						•	•
	696	•	•	•		•	•			•		•	•	•						•	•
	744					•				•		•								•	
	744FL					•				•		•								•	
	744LED					•				•		•								•	
	744SFL					•		•	•	•		•								•	
	750	•	•	•	•		•	•	•	•		•	•	•				•	•	•	•
	751	•	•	•		•	•			•		•	•	•				•		•	•
	791LEDM	•	•				•			•		•						•			
	RB80L, RB110L					•	•			•								•		•	
	AE80L, AE80BL, AE110L					•	•			•								•		•	
	A50L, A70L, A80L A110L					•	•			•								•		•	

¹Built-in on/off switch. ²Built-in on/off variable switch

INVENT Fans and Fan/Lights

Model	Page	CFM	Sones, HVI-Certified	Baths up to () Sq Ft	Lighting Watts Main/ Night Light	ENERGY STAR®	Fluorescent Lighting	Duct Size"	Housing Dims			Grille Dims		Grille Finish	Amps
									L"	W"	H"	L"	W"		
AE80	26	80	0.8	75	—	Yes	—	4	9 ³ / ₄	10	5 ³ / ₄	11 ³ / ₈	12	White Polymeric	0.3
AE110	26	110	1.3	105	—	Yes	—	4	9 ³ / ₄	10	5 ³ / ₄	11 ³ / ₈	12	White Polymeric	0.3
AE80B	26	80	1.5	75	—	Yes	—	4	9 ³ / ₄	10	5 ³ / ₄	11 ³ / ₈	12	White Polymeric	0.3
AE50	26	50	0.5	45	—	Yes	—	4	9 ³ / ₄	10	5 ³ / ₄	11 ³ / ₈	12	White Polymeric	0.2
A80HD*	26	80	2.0	75	—	No	—	4	9 ³ / ₄	10	5 ³ / ₄	11	12	White Painted Metal	0.37
A80	26	80	2.0	75	—	No	—	4	9 ³ / ₄	10	5 ³ / ₄	11 ³ / ₈	12	White Polymeric	0.37
A110	26	110	3.0	105	—	No	—	4	9 ³ / ₄	10	5 ³ / ₄	11 ³ / ₈	12	White Polymeric	0.4
A80L**	26	80	1.0	75	A19 Base	No	—	4	9 ³ / ₄	10	5 ³ / ₄	11 ¹ / ₂	12 ¹ / ₈	White Polymeric	1.2
A110L**	26	110	1.3	105	A19 Base	No	—	4	9 ³ / ₄	10	5 ³ / ₄	11 ¹ / ₂	12 ¹ / ₈	White Polymeric	1.2
A50L**	26	50	1.5	45	A19 Base	No	—	4	9 ³ / ₄	10	5 ³ / ₄	11 ¹ / ₂	12 ¹ / ₈	White Polymeric	1.0
A70L**	26	70	2.0	65	A19 Base	No	—	4	9 ³ / ₄	10	5 ³ / ₄	11 ¹ / ₂	12 ¹ / ₈	White Polymeric	1.2
AE80BL	26	80	1.5	75	LED	Yes	—	4	9 ³ / ₄	10	5 ³ / ₄	11 ³ / ₄	12 ¹ / ₂	White Polymeric	0.3
AE80L	26	80	0.8	75	LED	Yes	—	4	9 ³ / ₄	10	5 ³ / ₄	11 ³ / ₄	12 ¹ / ₂	White Polymeric	0.3
AE110L	26	110	1.3	105	LED	Yes	—	4	9 ³ / ₄	10	5 ³ / ₄	11 ³ / ₄	12 ¹ / ₂	White Polymeric	0.3

*Metal grille. **Bulb not included.

Fans

Model	Page	CFM	Sones, HVI-Certified	Baths up to () Sq Ft	ENERGY STAR®	Duct Size"	Housing Dims			Grille Dims		Grille Finish	Amps
							L"	W"	H"	L"	W"		
670	30	50	3.5	45	—	3	7 ¹ / ₄	7 ¹ / ₂	3 ⁵ / ₈	9	9 ³ / ₄	White Polymeric	0.8
671	30	70	6.0	65	—	3	7 ¹ / ₄	7 ¹ / ₂	3 ⁵ / ₈	9	9 ³ / ₄	White Polymeric	1.2
682	31	—	—	—	—	Duct-free	7 ¹ / ₈	7 ¹ / ₈	3 ³ / ₄	8 ¹ / ₂	8 ¹ / ₂	White Polymeric	1.0
688	30	50	4.0	45	—	3	7 ¹ / ₄	7 ¹ / ₂	3 ⁵ / ₈	9	9 ³ / ₄	White Polymeric	0.9
689	30	60	5.5	55	—	3	7 ¹ / ₄	7 ¹ / ₂	3 ⁵ / ₈	9	9 ³ / ₄	White Polymeric	1.5
690**	31	60	3.0	55	—	—	—	—	—	9 ⁵ / ₈	11 ¹ / ₈	White Polymeric	1.5
LP80	29	80	1.0	75	Yes	4 / 3	11 ³ / ₈	10 ¹ / ₂	4	13	13 ³ / ₄	White Polymeric	0.3
SPK110	37	110	1.0	75	Yes	4	11 ³ / ₈	10 ¹ / ₂	7 ³ / ₄	13	14	White Polymeric	0.9
SSQTXE080	23	80	—	—	Yes	—	11 ³ / ₈	10 ¹ / ₂	7 ³ / ₄	—	—	—	—
SSQTXE110	23	110	—	—	Yes	—	11 ³ / ₈	10 ¹ / ₂	7 ³ / ₄	—	—	—	—
QTXE080	18	80	0.3	75	Yes	6	11 ³ / ₈	10 ¹ / ₂	7 ⁵ / ₈	13	14	White Polymeric	0.4
QTXE110	18	110	0.7	100	Yes	6	11 ³ / ₈	10 ¹ / ₂	7 ⁵ / ₈	13	14	White Polymeric	0.3
QTXE110S	20	110	0.7	100	Yes	6	11 ³ / ₈	10 ¹ / ₂	7 ⁵ / ₈	12 ⁷ / ₈	13 ³ / ₄	White Polymeric	0.3
QTXE150	18	150	1.4	140	Yes	6	11 ³ / ₈	10 ¹ / ₂	7 ⁵ / ₈	13	14	White Polymeric	0.5
QTRE100S	20	100	1.5	90	Yes	4	11 ³ / ₈	10 ¹ / ₂	7 ⁵ / ₈	12 ⁷ / ₈	13 ³ / ₄	White Polymeric	0.3
RB80	15	80	<0.3	75	Yes	4	11 ³ / ₈	10 ¹ / ₂	7 ⁵ / ₈	13	13 ³ / ₄	White Polymeric	0.3
RB110	15	110	0.6	100	Yes	4	11 ³ / ₈	10 ¹ / ₂	7 ⁵ / ₈	13	13 ³ / ₄	White Polymeric	0.3
XB50	13	50	<0.3	45	Yes	6 / 4	10 ¹ / ₂	11 ³ / ₈	7 ⁵ / ₈	13	13 ³ / ₄	White Polymeric	0.1
XB80	13	80	<0.3*	75	Yes	6 / 4	10 ¹ / ₂	11 ³ / ₈	7 ⁵ / ₈	13	13 ³ / ₄	White Polymeric	0.1
XB110	13	110	<0.3	100	Yes	6	10 ¹ / ₂	11 ³ / ₈	7 ⁵ / ₈	13	13 ³ / ₄	White Polymeric	0.2
XB110H	13	110	<0.3	100	Yes	6	10 ¹ / ₂	11 ³ / ₈	7 ⁵ / ₈	13 ¹ / ₈	14	White Polymeric	0.2
ZB80	13	80	<0.3*	75	Yes	6 / 4	10 ¹ / ₂	11 ³ / ₈	7 ⁵ / ₈	13	13 ³ / ₄	White Polymeric	0.1
ZB80M	13	80	<0.3*	75	Yes	6 / 4	10 ¹ / ₂	11 ³ / ₈	7 ⁵ / ₈	13 ¹ / ₈	14	White Polymeric	0.1
ZB110	13	110	<0.3	100	Yes	6	10 ¹ / ₂	11 ³ / ₈	7 ⁵ / ₈	13	13 ³ / ₄	White Polymeric	0.2
ZB110H	13	110	<0.3	100	Yes	6	10 ¹ / ₂	11 ³ / ₈	7 ⁵ / ₈	13 ¹ / ₈	14	White Polymeric	0.2
ZB110M	13	110	<0.3	100	Yes	6	10 ¹ / ₂	11 ³ / ₈	7 ⁵ / ₈	13 ¹ / ₈	14	White Polymeric	0.2

Radiation Dampers can be found on page 11, 19, 22, 27, 29 and 72

*With 6" duct (with 4" duct 0.3)

**Replacement grille and motor kit

Fan/Lights

Model	Page	CFM	Sones, HVI-Certified	Baths up to () Sq Ft	Lighting Watts Main/ Night Light	ENERGY STAR®	Fluorescent Lighting	Duct Size"	Housing Dims			Grille Dims		Grille Finish	Amps
									L"	W"	H"	L"	W"		
657	30	70	4.0	65	100	—	—	4	14 ¹ / ₄	8 ³ / ₄	5 ³ / ₄	16 ³ / ₄	10 ⁵ / ₈	White Polymeric	2.0
678	30	50	2.5	45	100	—	—	4	8 ³ / ₄	8	5 ³ / ₄	11 ¹ / ₈	10 ⁵ / ₈	White Polymeric	1.6
696	30	100	4.5	90	100	—	—	4	14 ¹ / ₄	8 ³ / ₄	5 ³ / ₄	16 ³ / ₄	10 ⁵ / ₈	White Polymeric	2.0
744	34	70	1.5	65	75	—	—	4	8 ³ / ₄	12 ³ / ₄	6 ³ / ₄	7 ³ / ₈ Dia	—	Matte White	1.2
744FL	34	70	1.5	65	14	Yes	Yes	4	8 ³ / ₄	12 ³ / ₄	6 ³ / ₄	7 ³ / ₈ Dia	—	Matte White	0.7
744LED	34	70	1.5	65	14W LED	Yes	—	4	8 ³ / ₄	12 ³ / ₄	6 ³ / ₄	7 ³ / ₈ Dia	—	Matte White	0.55
744SFL	34	70	1.5	65	14	Yes	Yes	4	8 ³ / ₄	12 ³ / ₄	6 ³ / ₄	7 ³ / ₈ Dia	—	Matte White	0.7
750	30	100	3.5	90	100 / 7	—	—	4	9	9	6	15 Dia	—	White Polymeric	1.9
751	30	100	3.5	90	100	—	—	4	9	9	6	15 Dia	—	White Polymeric	1.9
791LEDM	35	100	1.5	100	9W LED	Yes	LED	4	9 ¹ / ₄	10	5 ³ / ₄	12 ⁵ / ₈	12 ⁵ / ₈	White	0.5
QTX110SL	20	110	0.9	100	100 / 4	—	—	6	11 ³ / ₈	10 ¹ / ₂	7 ⁵ / ₈	13	13 ³ / ₄	White Polymeric	0.3
QTXE080FLT	18	80	0.3	75	2- 18W fluor/4	Yes	Yes	6	11 ³ / ₈	10 ¹ / ₂	7 ⁵ / ₈	13 ³ / ₈	14 ¹ / ₄	White Polymeric	1.0
QTXE110FLT	18	110	0.7	100	2- 18W fluor/4	Yes	Yes	6	11 ³ / ₈	10 ¹ / ₂	7 ⁵ / ₈	13 ³ / ₈	14 ¹ / ₄	White Polymeric	1.0
QTXE110SFLT	20	110	0.7	100	2- 18W fluor/4	Yes	Yes	6	11 ³ / ₈	10 ¹ / ₂	7 ⁵ / ₈	12 ⁷ / ₈	13 ³ / ₄	White Polymeric	0.3
QTXE150FLT	18	150	1.4	140	2- 18W fluor/4	Yes	Yes	6	11 ³ / ₈	10 ¹ / ₂	7 ⁵ / ₈	13 ³ / ₈	14 ¹ / ₄	White Polymeric	1.2
RB80L	15	80	<0.3	75	2- 18W fluor/4	Yes	Yes	4	11 ³ / ₈	10 ¹ / ₂	7 ⁵ / ₈	13	13 ³ / ₄	White Polymeric	1.0
RB110L	15	110	0.8	100	2- 18W fluor/4	Yes	Yes	4	11 ³ / ₈	10 ¹ / ₂	7 ⁵ / ₈	13	13 ³ / ₄	White Polymeric	1.0
XB50L	13	50	<0.3	45	2- 18W fluor/4	Yes	Yes	6 / 4	10 ¹ / ₂	11 ³ / ₈	7 ⁵ / ₈	13	13 ³ / ₄	White Polymeric	0.7
XB80L	13	80	<0.3*	75	2- 18W fluor/4	Yes	Yes	6 / 4	10 ¹ / ₂	11 ³ / ₈	7 ⁵ / ₈	13	13 ³ / ₄	White Polymeric	0.7
XB110L	13	110	<0.3	100	2- 18W fluor/4	Yes	Yes	6	10 ¹ / ₂	11 ³ / ₈	7 ⁵ / ₈	13	13 ³ / ₄	White Polymeric	0.9
XB110HL	13	110	<0.3	100	2- 18W fluor/4	Yes	Yes	6	10 ¹ / ₂	11 ³ / ₈	7 ⁵ / ₈	13 ¹ / ₈	14	White Polymeric	0.9
ZB80L	13	80	<0.3*	75	2- 18W fluor/4	Yes	Yes	6 / 4	10 ¹ / ₂	11 ³ / ₈	7 ⁵ / ₈	13	13 ³ / ₄	White Polymeric	0.8
ZB80ML	13	80	<0.3*	75	2- 18W fluor/4	Yes	Yes	6 / 4	10 ¹ / ₂	11 ³ / ₈	7 ⁵ / ₈	13 ¹ / ₈	14	White Polymeric	0.8
ZB110L	13	110	<0.3	100	2- 18W fluor/4	Yes	Yes	6	10 ¹ / ₂	11 ³ / ₈	7 ⁵ / ₈	13	13 ³ / ₄	White Polymeric	0.9
ZB110HL	13	110	<0.3	100	2- 18W fluor/4	Yes	Yes	6	10 ¹ / ₂	11 ³ / ₈	7 ⁵ / ₈	13 ¹ / ₈	14	White Polymeric	0.9
ZB110ML	13	110	<0.3	100	2- 18W fluor/4	Yes	Yes	6	10 ¹ / ₂	11 ³ / ₈	7 ⁵ / ₈	13 ¹ / ₈	14	White Polymeric	0.9

*With 6" duct (with 4" duct 0.3)

Heater/Fan/Lights

Model	Page	CFM	Sones, HVI-Certified	Lighting Watts Main/ Night Light	Housing Dimensions			Grille Dimensions		Grille Finish	Duct Size"	Amps	Total Connected		
					L"	W"	H"	L"	W"				Load In Watts	Heater Wattage	BTU
100HL	44	100	2.0	100W	16	10 ¹ / ₄	5 ⁷ / ₈	17 ¹ / ₂	11 ¹ / ₂	White Polymeric	4	14.5	1830	1500	5120
100HFL	44	100	2.0	27W Fluor. (Incl.)	16	10 ¹ / ₄	5 ⁷ / ₈	17 ¹ / ₂	11 ¹ / ₂	White Polymeric	4	14.0	1760	1500	5120
162*	45	70	3.5	*250W (1)	8 ¹ / ₈	8 ³ / ₈	6 ³ / ₈	10 ¹ / ₄	10 ¹ / ₄	White Polymeric	4	2.5	300	250*	853
164*	45	70	3.5	*250W (2)	14 ¹ / ₄	8 ³ / ₈	6 ³ / ₈	15 ⁵ / ₈	10 ¹ / ₄	White Polymeric	4	4.5	545	500*	1707
655	44	70	4.0	100W	14 ¹ / ₄	8 ¹ / ₄	5 ³ / ₄	16 ³ / ₄	10 ⁵ / ₈	White Polymeric	4	12.8	1536	1300	4437
656	44	—	—	100W	14 ¹ / ₄	8 ¹ / ₄	5 ³ / ₄	16 ³ / ₄	10 ⁵ / ₈	White Polymeric	—	11.9	1428	1300	4437
658	44	70	4.0	n/a	14 ¹ / ₄	8 ¹ / ₄	5 ³ / ₄	16 ³ / ₄	10 ⁵ / ₈	White Polymeric	4	11.9	1428	1300	4437
659	44	50	2.5	100W	14 ¹ / ₄	8 ¹ / ₄	5 ³ / ₄	16 ³ / ₄	10 ⁵ / ₈	White Polymeric	4	12.0	1440	1300	4437
QTX110HL	43	110	0.9	120W/7W	17 ⁵ / ₈	11 ³ / ₈	7 ⁵ / ₈	20	15	White Polymeric	6	14.6	1710	1500	5120
QTX110HFLT	43	110	0.9	36W Fluor. (GU24 Incl.)/7W	17 ⁵ / ₈	11 ³ / ₈	7 ⁵ / ₈	20	15	White Polymeric	6	13.9	1626	1500	5120

*Ventilation Fan/Bulb Heater versions

Bulb Heater (no fan)

Model	Page	CFM	Sones, HVI-Certified	Lighting Watts Main/ Night Light	Housing Dimensions			Grille Dimensions		Grille Finish	Duct Size"	Amps	Total Connected	
					L"	W"	H"	L"	W"				Load In Watts	Heater Wattage
161	45			n/a	8 ¹ / ₈	8 ³ / ₈	6 ³ / ₈	10 ¹ / ₄	10 ¹ / ₄	White Polymeric		2.1	250	853
163	45			n/a	8 ¹ / ₈	14 ¹ / ₄	6 ³ / ₈	15 ⁵ / ₈	10 ¹ / ₄	White Polymeric		4.3	500	1707

See models 162 and 164 above for Ventilation Fan/Bulb Heater versions