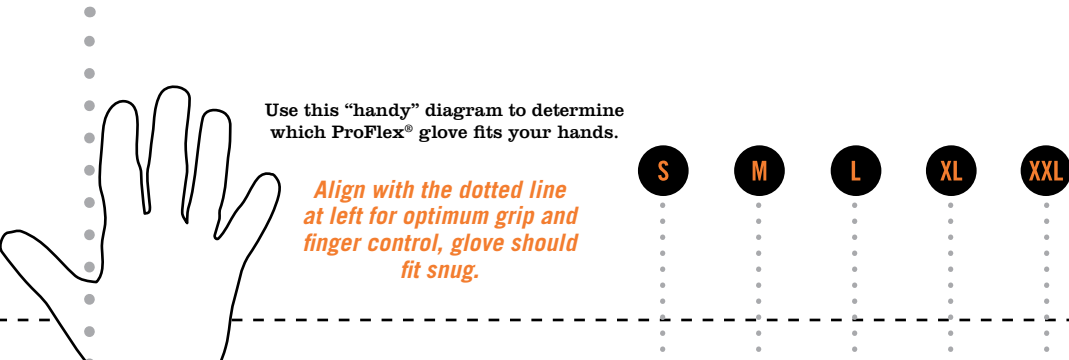




SIZE UP THE SITUATION

Improperly sized apparel is a prime cause of heartache and sadness. Remember when you showed up at school wearing high water pants? Of course that’s nothing compared to the crack-tacular combination of too-short shirt and too-loose pants. Don’t let these calamities occur. Your gear will be more effective and comfortable if you choose appropriate sizes. For more detailed sizing information, and sizing for products not shown here, go to www.ergodyne.com.






					
ProFlex® Gloves	ProFlex® Wrist Supports	ProFlex® Wrist Wraps	ProFlex® Elbow Supports	Ergodyne® Knee Sleeves	
Measure around the palm. DO NOT include the thumb area. Use the size chart across the bottom of this page to double check your size choice.	Measure around the smallest part of the wrist.	Measure around the wrist.	In a relaxed position, measure around the widest area of the forearm just below the elbow. For best fit, an elbow support should sit about 2-3 finger widths below the elbow crease.	Measure around the center of the knee with the knee extended.	
SIZE:	FITS HANDS:	FITS WRISTS:	FITS WRISTS:	FITS ELBOWS:	FITS KNEES:
X-Small	-----	-----	-----	up to 9" (23 cm)	12–13" (31-33 cm)
Small	Sz. 7: up to 8" (20 cm)	up to 6" (15 cm)	-----	9–10" (23-25 cm)	13–14" (33-36 cm)
Medium	Sz. 8: 8–9" (20-23 cm)	6–7" (15-18 cm)	-----	10–11" (25-28 cm)	14–15" (36-38 cm)
Large	Sz. 9: 9–10" (23-25 cm)	7–8" (18-20 cm)	-----	11–12" (28-30 cm)	15–16" (38-41 cm)
X-Large	Sz.10: 10–11" (25-28 cm)	8" and over (20 cm)	-----	12–13" (30-33 cm)	16–18" (41-46 cm)
2XLarge	Sz.11: 11–12" (28-30 cm)	-----	-----	13–16" (33-36 cm)	18–20" (46-51 cm)
3XLarge	-----	-----	-----	-----	-----
4XLarge	-----	-----	-----	-----	-----
S/M	-----	-----	5–7" (15-19 cm)	-----	-----
L/XL	-----	-----	7–9" (19-23 cm)	-----	-----



What size do you need?
Place the index finger OF YOUR RIGHT HAND next to the dotted line as shown. To find your proper size, refer to the closest line to the right side edge of your hand.

											
	Trex™ Ice Traction Use shoe or boot size to determine the appropriate size. Trex™ Ice Traction should fit snugly.			Trex™ Footbeds Use shoe or boot size to determine the appropriate Trex™ Footbed size. Footbeds are trimmable in half-size increments.							
	6310			6300							
SIZE:	FITS SHOE SIZE:			FITS SHOE SIZE:			US MENS:	US WOMENS:	UK:	EU:	MONDO:*
Small	USM	UK	EU	USM	UK	EU	3.0–4.5	4.5–6.0	2.0–3.5	34.0–36.0	22.5–23.5
Medium	5-8	4.5-7.5	37-41	5-8	4.5-7.5	37-41	5.0–6.5	6.5–8.0	4.0–5.5	37.0–38.5	24.0–24.5
Large	8-11	7.5-10.5	41-44.5	8-11	7.5-10.5	41-44.5	7.0–8.5	8.5–10.0	6.0–7.5	39.0–42.0	25.0–26.0
X-Large	11-13	10.5-12.5	44.5-47.5	11-14	10.5-13.5	44.5-48.5	9.0–10.5	10.5–12.0	8.0–9.5	43.0–44.0	26.5–27.5
2XLarge	-----			-----			11.0–12.5	12.5–14.0	10.0–11.5	44.5–46.5	28.0–29.0
3XLarge	-----			-----			13.0–15.5	14.5–16.5	12.0–14.5	49.0–49.0	29.0–31.0

* Mondo Sizing is simply the centimeter length of the foot. To find your size, measure the length of your current insole from heel to furthest toe point.

					
ProFlex® Back Supports	CORE Performance Work Wear™ Bottoms	CORE Performance Work Wear™ Shirts	Arsenal® Synthetic Rigs	Arsenal® Leather Rigs	
Measure around the waist. A support should fit snugly, but not so tightly that it cannot be cinched firmly when ready to lift.	Note: If your measurements falls between two sizes, choose the smaller ripped size and larger relaxed size.	If you are not comfortable with snug fitting compression garments you may want to upsize on the base layer ripped fit models.	Choose your synthetic belt size based on your pant waist size.	IMPORTANT: To find the correct Leather Rig size, add 4 inches to your pant waist size.	
SIZE:	FITS WAISTS:	FITS WAISTS:	FITS CHEST SIZE:	FITS WAIST SIZE:	FITS WAIST SIZE:
X-Small	Up to 25" (64 cm)	-----	-----	-----	-----
Small	25–30" (64-76cm)	-----	-----	-----	-----
Medium	30–34" (76-86cm)	31–34" (79-86cm)	38–41" (97-104cm)	-----	33–35" (84-89cm)
Large	34–38" (86-97cm)	34–37" (86-94cm)	41–44" (104-112cm)	29–38" (74-97cm)	36–39" (91-99cm)
X-Large	38–42" (97-107cm)	37–40" (94-102cm)	44–47" (112-119cm)	36–44" (91-112cm)	40–44" (101-112cm)
2XLarge	42–46" (107-117cm)	40–44" (102-112cm)	47–50" (119-127cm)	42–49" (107-125cm)	45–49" (114-125cm)
3XLarge	46–52" (117-132cm)	44–48" (112-122cm)	50–53" (127-135cm)	-----	50–54" (127-137cm)
4XLarge	52–58" (132-147cm)	-----	-----	-----	-----



// PRODUCTIVITY //

PROFLEX® HAND PROTECTION

PROFLEX® KNEE / KNEELING PADS

PROFLEX® SUPPORTS

TREX™ FOOTWEAR ACCESSORIES

GLOWEAR® HI-VIS APPAREL

CORE PERFORMANCE WORK WEAR™

CHILL-ITS® COOLING PRODUCTS

N-FERNO® WARMING PRODUCTS

ARSENAL® TOOL BELTS

ARSENAL® EQUIPMENT STORAGE SYSTEMS

SQUIDS® LANYARDS

SIZE CHARTS

www.ergodyne.com 800 225-8238