



LED Highbay

45HB/LED/840/ND FB 6/1

Philips LED high bay lamps are a direct replacement for 250W to 400W metal halide lamps which will deliver substantial energy savings. Available in both plug-and-play (UL Type A) and MainsFit (UL Type B) options, Philips LED HighBays delivers bright, clean light for a fraction of the energy used by conventional HID.

Product data

General Information	
Base	E26 [Single Contact Medium Screw]
EU RoHS compliant	Yes
Nominal Lifetime (Nom)	25000 h
Switching Cycle	50000X
Technical Type	45-100W

Light Technical	
Color Code	841 [CCT of 4100K (841)]
Beam Angle (Nom)	200 °
Initial lumen (Nom)	4800 lm
Color Designation	Cool White (CW)
Correlated Color Temperature (Nom)	4000 K
Luminous Efficacy (rated) (Nom)	106.00 lm/W
Color Consistency	<6
Color Rendering Index (Nom)	80
LLMF At End Of Nominal Lifetime (Nom)	70 %

Operating and Electrical	
Input Frequency	50 to 60 Hz
Power (Rated) (Nom)	45 W
Lamp Current (Nom)	400 mA
Wattage Equivalent	100 W

Starting Time (Nom)	0.5 s
Warm Up Time to 60% Light (Nom)	0.5 s
UL Type	Type B - bypass the ballast
Power Factor (Nom)	0.92
Voltage (Nom)	120 V

Temperature	
T-Case Maximum (Nom)	90 °C

Controls and Dimming	
Dimmable	No

Mechanical and Housing	
Bulb Finish	Frosted

Approval and Application	
Energy Efficiency Label (EEL)	Not applicable
Energy Consumption kWh/1000 h	- kWh

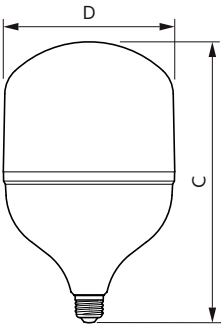
Product Data	
Order product name	45HB/LED/840/ND FB 6/1
EAN/UPC - Product	046677543082
Order code	543082

LED Highbay

Numerator - Quantity Per Pack	1
Numerator - Packs per outer box	6
Material Nr. (12NC)	929001999304

Net Weight (Piece)	0.347 kg
--------------------	----------


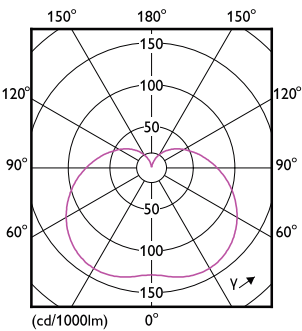
Dimensional drawing



High bay 120-240V 42W 4500lm 4000K E26

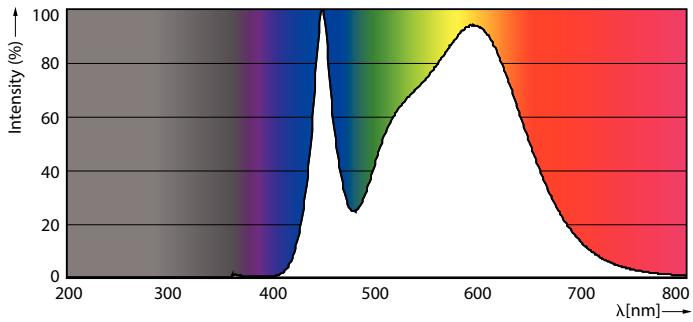
Product	D	C
45HB/LED/840/ND FB 6/1	160 mm	264 mm

Photometric data



LEDTrueForce E26 120-240V 45HB

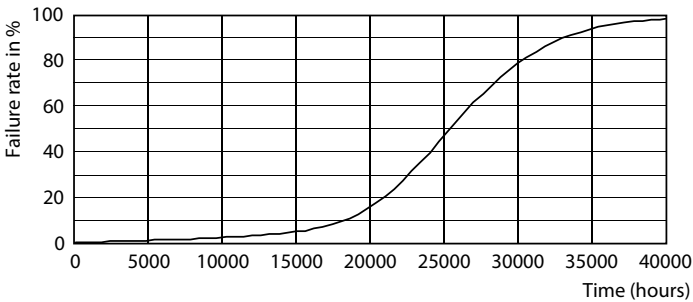
LEDTrueForce E26 120-240V 45HB 840 42W



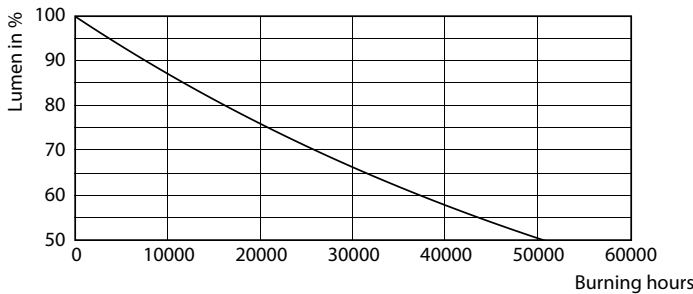
LEDTrueForce E26 120-240V 45HB 840 42W

LED Highbay

Lifetime



LEDTrueForce E26 120-240V



LEDTrueForce E26 120-240V

