

# C-CP-A-SQ-79L Series

LED Canopy Light - Wide Distribution - Medium  
Replaces 150W PSMH/175W MH/200W MH

**C-LITE**  
LED LIGHTING BY CREE



**BIGGER, BRIGHTER & MORE EFFICIENT! USE FEWER FIXTURES & GET GREAT RESULTS!**

## EFFICIENT

- Delivers up to 44% more light than comparable HID fixtures
- Uses 1/3 of the energy of comparable HID fixtures

## LONG-LASTING

- Polyester powder-coat finish for long-lasting color
- Designed to last over 172,000 hours

## RECOMMENDED USE

- Security
- Entryways
- Perimeter Lighting
- Exterior canopies

## INPUT VOLTAGE

- Universal (120V through 277V Operation)

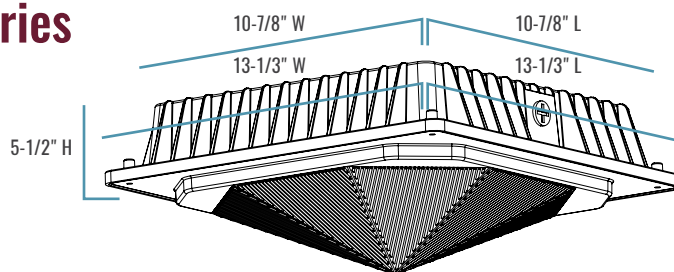
CERTIFICATIONS:



US: [c-lite.com](http://c-lite.com)

T (800) 236-6800 F (262) 504-5415

# C-CP-A-SQ-79L Series



## Series Overview

DIMENSIONS	PRODUCT WEIGHT	MOUNTING HEIGHT	SPACING
10-7/8" L x 10-7/8" W x 5-1/2" H 13-1/3" L x 13-1/3" W (Outer Edge)	8.54 lbs.	10 to 20 feet	2 to 3 times the mounting height

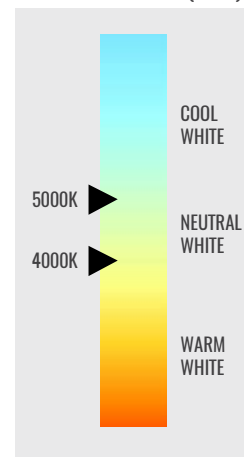
## Fixture Specifications

HOUSING	Low-copper, die-cast aluminum housing Dark bronze or white polyester powder-coat finish
LENS ASSEMBLY	UV-stabilized acrylic prismatic refractor with self-retaining screws
MOUNTING	3/4" conduit entry on top for pendant mounting 1/2" conduit entries on two sides

## Electrical Performance

OPERATING MINIMUM	LIFESPAN L <sub>70</sub> AT 25°C (77°F)	POWER FACTOR	TOTAL HARMONIC DISTORTION	DIMMABLE
-40°C (-40°F)	Estimated 172,000 Hours	> 0.9	< 20%	No
INPUT VOLTAGE	120V	208V	240V	277V
CURRENT DRAW (Amps)	0.62A	0.27A	0.30A	0.27A

## CORRELATED COLOR TEMPERATURE (CCT)



## Warranty and Certifications


WARRANTY	UL LISTED	DLC
5-Year Limited*	Wet Locations	DLC Qualified

# C-CP-A-SQ-79L Series

## Output Specifications

SKU	LIGHT OUTPUT	COLOR TEMP (see chart)	POWER CONSUMPTION	COLOR ACCURACY	REPLACES
<b>C-CP-A-SQ-79L-50K-DB</b> (Dark Bronze)	7,900 Lumens	Cool White (5000K)	74W	≥ 70 CRI	150W PSMH/ 175W MH/200W MH
<b>C-CP-A-SQ-79L-40K-DB</b> (Dark BronzeE)	7,900 Lumens	Neutral White (4000K)	74W	≥ 70 CRI	150W PSMH/ 175W MH/200W MH
<b>C-CP-A-SQ-79L-50K-WH</b> (White)	7,900 Lumens	Cool White (5000K)	74W	≥ 70 CRI	150W PSMH/ 175W MH/200W MH
<b>C-CP-A-SQ-79L-40K-WH</b> (White)	7,900 Lumens	Neutral White (4000K)	74W	≥ 70 CRI	150W PSMH/ 175W MH/200W MH

## Photometric Diagram



**Note:** Shown with a mounting height of 12 feet and 0° tilt

All published photometric testing performed to IESNA LM-79-08 standards by a NVLAP accredited laboratory. Fixture photometry was completed on a single representative fixture.