



WATCH LIGHT Series

WLT LED Security Lighting

PRODUCT OVERVIEW



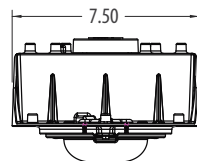
Features:

- Wide variety of lumen packages in type 3 & 5 distributions
- All aluminum housing & door
- 2-bolt mounting with +/- 5° adjustment
- Durable prismatic glass optics
- Optional acrylic refactor provides additional vertical foot-candles
- 3000K & 4000K CCT, 70 CRI
- Optional stainless steel thumbscrew for tool-less entry
- ANSI standard wattage label on all units

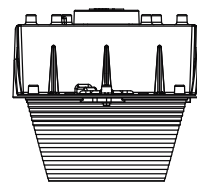
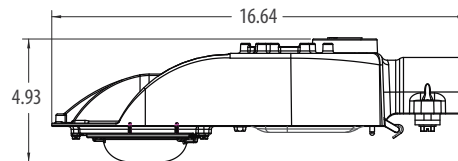
Premium Performance:

- 120 – 277 volt
- Ships standard with 0-10V dimmable driver
- 3 pin or 7 pin photocontrol receptacle
- Optional photocontrol, wireless adaptive control ready
- Optional 20kV/10kA "extreme" surge protection
- Improved efficacy (lumens/watt)
- 40°C rated
- System life > 100K hrs.

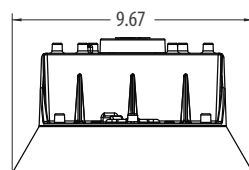
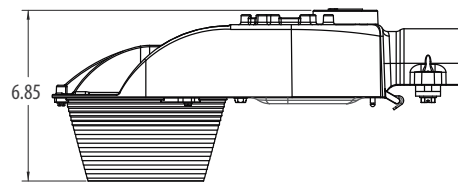
DIMENSIONS



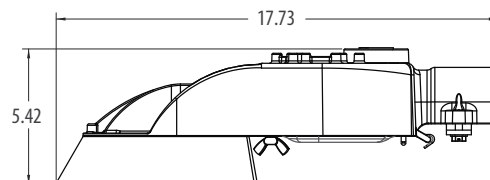
R3/R5 Optic



D3/D5 Optic



N3/N5 Optic



Effective Projected Area (EPA). The EPA for the WLT is 0.35 sq. ft. Weight= 7.5 lbs. (3.4 kg)

WATCH LIGHT Series

WLT LED Security Lighting

ORDERING INFORMATION

Series	Lumen Package	Performance	Optics	Color Temperature
WLT Watch Light	A 34W, 5,000 Nominal Lumens B 43W, 6,300 Nominal Lumens C 51W, 7,400 Nominal Lumens D 62W, 9,100 Nominal Lumens E 72W, 10,200 Nominal Lumens F 79W, 11,100 Nominal Lumens	MVOLT Multiple Voltage 120V - 277V	R3 Roadway Type 3 R5 Roadway Type 5 N3 Type 3 - zero uplight N5 Type 5 - zero uplight D3 Type 3 with Drop Refractor D5 Type 5 with Drop Refractor	3K 3000K Color Temperature, 70CRI 4K 4000K Color Temperature, 70CRI

Paint	Surge protection	Miscellaneous	Controls	Install Packages
UA Unfinished Aluminum GY Gray Super Durable paint	6K 6kV/3kA, no supplemental surge device MP 10kV/5kA, Fail ON device 20 20kV/10kA Fail OFF device	TB² Terminal block IG Insect Guard LTS Light trespass shield TL Tool-less door entry CC¹ UL/CSA Certified PW# Pre-wire, # indicates wire length in one foot increments from 1' thru 10' (e.g. PW4 = 4' of pre-wire) JP Job Pack	P3 3 Pin NEMA Photocontrol Receptacle P7 7 Pin Dimming Capable Photocontrol Receptacle PCLL DTL DLL Photocontrol PCCC DTL DCC Photocontrol SH Shorting Cap	PKGL18 DTL DLL photocontrol + 18" x 1-1/4" arm PKGL24 DTL DLL photocontrol + 24" x 1-1/4" arm PKGL30 DTL DLL photocontrol + 30" x 1-1/4" arm All packages ship with 5' prewire and mounting hardware

Accessories (Shipped Separately)	
WLTLSU	Light Trespass Shield for R3 & R5 Optics
WLTLSRN	Light Trespass Shield for N3 & N5 Optics
WLTLTSD	Light Trespass Shield for D3 & D5 Optics
WLTSS	Street side Shield for R3, R5, N3, & N5 Optics
WLTNU	Zero-uplight Shield
WLTREF	Drop Refractor

NOTES:

- When selected, the CC (UL/CSA Certified) option includes a 3 position terminal block in luminaire. Selection of TB option is not required in that case.
- TB (Terminal Block) option is not required if CC (UL/CSA Certified) option is also selected.



AEL Headquarters, 3825 Columbus Road, Granville, OH 43023
 www.americanelectriclighting.com

© 2016-2021 Acuity Brands Lighting, Inc. All Rights Reserved. WLT Rev. 11/18/21

Warranty Five-year limited warranty. Complete warranty terms located at: www.acuitybrands.com/support/warranty/terms-and-conditions
 Actual performance may differ as a result of end-user environment and application. All values are design or typical values, measured under laboratory conditions at 25 °C. Specifications subject to change without notice.

Please contact your sales representative for the latest product information.

WATCH LIGHT Series

WLT LED Security Lighting

PERFORMANCE PACKAGES

WLT Watch Light Performance

WLT Perf Pkg	Distribution	Input Watts	3000K		4000K		BUG Rating			LDD @ 25°C		
			Lumens	LPW	Lumens	LPW	B	U	G	50k hours	75k hours	100k hours
A	R3	34	4,971	146	5,063	149	2	3	2	0.92	0.89	0.85
	R5		5,142	151	5,237	154	3	2	1			
	N3		4,636	136	4,721	139	2	0	1			
	N5		4,831	142	4,921	144	2	0	1			
	D3		4,853	142	4,943	145	2	3	2			
	D5		4,972	146	5,064	149	2	3	1			
B	R3	43	6,205	144	6,320	147	2	3	2	0.92	0.89	0.85
	R5		6,419	149	6,538	152	3	2	1			
	N3		5,787	134	5,894	137	2	0	1			
	N5		6,031	140	6,143	143	2	0	1			
	D3		6,059	141	6,171	143	2	3	2			
	D5		6,208	144	6,322	147	2	3	1			
C	R3	51	7,254	141	7,388	143	2	3	2	0.92	0.89	0.85
	R5		7,504	146	7,642	148	3	2	1			
	N3		6,765	131	6,890	134	2	0	1			
	N5		7,050	137	7,181	139	2	0	1			
	D3		7,082	137	7,213	140	2	3	2			
	D5		7,256	141	7,390	143	2	3	1			
D	R3	62	8,908	142	9,072	145	2	3	2	0.92	0.89	0.85
	R5		9,214	147	9,384	150	3	2	1			
	N3		8,307	133	8,460	135	2	0	1			
	N5		8,657	138	8,817	141	2	0	1			
	D3		8,697	139	8,857	142	2	3	2			
	D5		8,910	142	9,075	145	2	3	1			
E	R3	72	10,073	138	10,259	141	2	3	2	0.92	0.89	0.85
	R5		10,419	143	10,612	146	3	2	1			
	N3		9,393	129	9,567	131	2	0	1			
	N5		9,790	134	9,971	137	2	0	1			
	D3		9,834	135	10,016	137	2	3	2			
	D5		10,075	138	10,262	141	2	3	1			
F	R3	79	10,942	138	11,145	140	2	3	2	0.92	0.89	0.85
	R5		11,318	142	11,528	145	3	2	1			
	N3		10,204	128	10,393	131	2	0	1			
	N5		10,635	134	10,832	136	2	0	1			
	D3		10,683	134	10,881	137	2	3	2			
	D5		10,945	138	11,148	140	2	3	1			

Performance Package	Watts	Current (A)			
		120V	208V	240V	277V
A	30	0.25	0.14	0.13	0.11
B	40	0.33	0.19	0.17	0.14
C	50	0.42	0.24	0.21	0.18
D	60	0.50	0.29	0.25	0.22
E	70	0.58	0.34	0.29	0.25
F	80	0.67	0.38	0.33	0.29

AMBIENT TEMPERATURE FACTOR						
	A	B	C	D	E	F
0°C	1.04	1.04	1.04	1.03	1.03	1.03
15°C	1.01	1.02	1.02	1.01	1.01	1.01
25°C	1.00	1.00	1.00	1.00	1.00	1.00
35°C	0.98	0.98	0.98	0.99	0.99	0.99
40°C	0.98	0.97	0.97	0.98	0.98	0.98



AEL Headquarters, 3825 Columbus Road, Granville, OH 43023
 www.americanelectricalighting.com
 © 2016-2021 Acuity Brands Lighting, Inc. All Rights Reserved. WLT Rev. 11/18/21

Warranty Five-year limited warranty. Complete warranty terms located at: www.acuitybrands.com/support/warranty/terms-and-conditions
 Actual performance may differ as a result of end-user environment and application. All values are design or typical values, measured under laboratory conditions at 25 °C. Specifications subject to change without notice.

Please contact your sales representative for the latest product information.