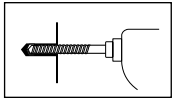
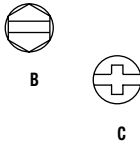
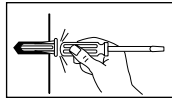


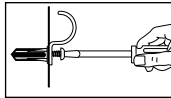
Plastic Conical Anchors



1. Drill hole full length of anchor or 1/8" deeper.



2. Tap anchor into hole flush with surface.



3. Insert screw through fixture into plastic plug and tighten.

- Light-duty, multi-size anchor for use in concrete, block, tile and brick
- Use with sheet metal, wood and lag screws
- Has collar for hollow materials
- Moisture and chemical resistant, for indoor/outdoor use
- Anchor kits include 100 anchors, 100 screws and one masonry bit

REQUIRED HOLE SIZE	QTY. PER BOX	WEIGHT	
		LBS.	KG
3/16"	100	.2	.1
1/4"	100	.2	.1

ANCHOR KITS

CAT. NO.	UPC NO.	ANCHOR SIZE	SCREW SIZE	BIT TYPE	BIT SIZE	WEIGHT	
						LBS.	KG
84012	84012	#10, #12	#10 x 1"	C	1/4"	1	.5
84019	84019	#10, #12	#10 x 1"	B	1/4"	1.1	.5

Masonry Screw Anchors

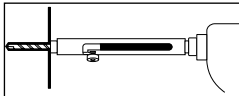


Masonry Screw Anchors must be used with Greenlee masonry screw drill bits, numbers 84484 and 84487, which are a special size to insure secure thread engagement. Standard masonry bit size holes will not provide proper contact with screw threads and may cause masonry anchor screws to pull out.

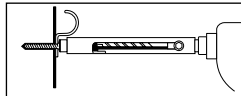
- A safe, secure, steel fastener that taps concrete and eliminates the need for concrete inserts with their alignment problems
- Use with Greenlee masonry drill set tool
- Use in concrete, block and brick
- Quick and easy two-step installation, saves time

MASONRY SCREW ANCHORS – EACH BOX OF 100 INCLUDES 1 BIT

CAT. NO.	UPC NO.	SIZES	MATERIAL CONCRETE 3000 PSI		QTY. PER BOX	WEIGHT	
			MIN. EMBEDMENT	PULLOUT LBS.		LBS.	KG
12350	12350	1/4" x 2-1/2"	1-1/4"	1800	100	2.1	1.0



1. Use set tool with bit in drilling position to drill hole in surface.



2. Retract bit, insert masonry screw into socket head of tool and drive screw into hole.