

# A-51® Incandescent Factory Sealed Luminaires

## Explosionproof

Suitable for use in Wet Locations. UNILETS for use with Threaded Metal Conduit.

### For Group A and B

Class I, Division 1 and 2, Groups A, B, C, D  
Class II, Division 1 and 2, Groups E, F, G  
Class III

### For Group C and D

Class I, Division 1 and 2, Groups C, D  
Class II, Division 1 and 2, Groups E, F, G\*  
Class III

## Applications

- A-51 Series Incandescent Class I, Groups A, B, C and D; and Class II, Groups E, F and G applications (see listings and area suitability chart).
- Ideal for use in chemical and petrochemical plants, and in other heavy process areas where ignitable vapors, dust, moisture and corrosive atmospheres may be present.
- Suitable for use in wet locations.
- Wide range of wattages – 60 W through 300 W incandescent lamps medium base.
- Choice of units with or without guard, as well as choice of porcelain, polyester or aluminum reflectors.
- Choice of mountings: pendant, ceiling, 25° stanchion, long bracket and 15° short bracket.
- Porcelain reflectors for standard applications and fiberglass reinforced polyester reflectors for installations where fixture is subject to exceptionally severe corrosive atmospheres. High bay reflector for installations where mounting height from work plane ranges from 20 to 30 feet/508" to 762 mm.
- Class I, Groups A and B fixtures have special UL-approved sintered metal flame arrester.

## Features

- All A-51 fixtures are factory-sealed; no external sealing fittings required.
- New high temperature phenolic connection block in mounting hood has rugged leaf spring contacts – loosen two screws, rotate and remove for quick wiring.
- Safe, easy servicing or relamping without disconnecting any wiring. "Wireless" fixture unit easily threads off mounting hood for convenient servicing or for immediate exchange with "stand-by" unit.
- All joints are flame-tight.
- Specially formulated two-coat baked epoxy enamel provides superior protective finish to resist corrosion. Applied to all mounting hoods, fixture units and guards.
- New high temperature glass-reinforced phenolic socket block in fixture unit has collector ring and pin that automatically make electrical contact as fixture unit is threaded onto mounting hood.
- Globes in A-51 fixtures are explosionproof and heat- and impact-resistant glass. Prismatic configuration on globe interior provides light control while allowing smooth exterior surface for cleaning.
- A-51 fixture units have standardized threads to fit all A-51 and mounting hoods.
- All fixtures have aluminum inner reflector for increased lumen efficiency.
- A-51 fixture guards to protect globe are of rugged copperfree aluminum construction and double epoxy coated. Easily mount to globe ring with 3 screws.

## Standard Materials

- Fixtures and guards: copperfree (4/10 of 1% max.) aluminum.
- Pendant mounting hoods: copperfree (4/10 of 1% max.) aluminum.
- Ceiling and bracket mounting hoods: malleable iron with aluminum adapters.
- Reflectors: porcelain-enameled steel, aluminum or fiberglass reinforced polyester.

### Group A and B



Polyester Reflector

Porcelain Reflector



### Group C and D



Polyester Reflector

Porcelain Reflector



## Standard Finishes

- Fixtures, guards and mounting hoods: two-coat epoxy-clad finish. Epoxy powder coat finish, electrostatically applied for complete, uniform surface protection.
- Steel reflectors: white porcelain enamel.
- Polyester and aluminum reflectors: natural finish.










## Certifications and Compliances

- UL Standard: UL 1598, UL 844
- UL Listed: E10444
- CSA Standard: C22.2 No. 250, C22.2 No. 137
- CSA Certified: 025428

# A-51® Incandescent Factory Sealed Luminaire Accessories

For Group C and D Locations. Explosionproof

Suitable for use in Wet Locations. UNILETS for use with Threaded Metal Conduit.

Type	Fixture Size	Catalog Number	
<b>Standard Dome</b>			
 <p>16.00"/406.4 mm Porcelain</p>	 <p>16.00"/406.4 mm Polyester</p>	(Not for use with short brackets)	
		60-100 W (AAU-1N) 150-300 W (AAU-15N) 200-300 W (AAU-2NS)	
		<b>Porcelain</b>	<b>Polyester</b>
		AARW-15ST	—
		AARW-15ST	—
		AARW-2ST	AARP-2ST
<b>30° Angle</b>			
 <p>12.00"/304.8 mm Porcelain</p>	 <p>12.00"/304.8 mm Polyester</p>	60-100 W (AAU-1N)	
		60-100 W (AAU-1N)	
		150-300 W (AAU-15N)	
		200-300 W (AAU-2NS)	
		<b>AARW-15AN</b>	—
		<b>AARW-15AN</b>	—
		<b>AARW-2AN</b>	<b>AARP-2AN</b>
<b>Colored Glass Globes</b>			
	<b>Amber</b>		
	60-100 W (AAU-1N)		<b>AAGL-1A</b>
	150-300 W (AAU-15N)		<b>AAGL-1A</b>
	200-300 W (AAU-2NS)		<b>AAGL-2A</b>
	<b>Green</b>		
	60-100 W (AAU-1N)		<b>AAGL-1G</b>
	150-300 W (AAU-15N)		<b>AAGL-1G</b>
	200-300 W (AAU-2NS)		<b>AAGL-2G</b>
	<b>Red</b>		
60-100 W (AAU-1N)		<b>AAGL-1R</b>	
150-300 W (AAU-15N)		<b>AAGL-1R</b>	
200-300 W (AAU-2NS)		<b>AAGL-2R</b>	
<b>Replacement Socket</b>			
 <p>AASP-22</p>	 <p>AASP-44</p>	60-100 W (AAU-1N) — Medium Base	
		60-100 W (AAU-1N) — Medium Base	
		150-300 W (AAU-15N) — Medium Base	
		200-300 W (AAU-2NS) — Medium Base	
		<b>AASP-11</b>	
		<b>AASP-22</b>	
		<b>AASP-22</b>	
<b>Connection Block</b>			
	Fits A-51 Mounting Hoods		
	60-300 W		<b>VPT-7</b>
<b>Globe Gaskets — Fiber and Aluminum</b>			
	Requires one of each		
	60-300 W (AAU-1N and AAU-15N)		
		200-300 W (AAU-2NS)	
		<b>Fiber</b>	<b>Aluminum</b>
		<b>AASP-15V</b>	<b>AASP-15A</b>
		<b>AASP-2V</b>	<b>AASP-2A</b>

LIGHTING: EXPLOSIONPROOF — AREA — INCANDESCENT

Lighting