

# Rigid Conduit and IMC Locknuts

## Applications



- Used to secure an ordinary nut from working loose by locking itself when screwed down tight.

## Material

- Steel or aluminum

## Certifications and Compliances



- UL Standard: 514B
- UL Listed: E14814
- CSA Standard: C22.2 No. 18.3
- CSA Certified: 065178
- NEMA: FB-1

	Catalog Number	Trade Size (Inches)	Dimensions in Inches/Millimeters		Weight Lbs./Kgs. Per 100
			Diameter	Height	
<b>Locknuts — Steel</b>					
	BL38	3/8	0.94/23.9	0.13/3.3	1.40/0.64
	BL50	1/2	1.13/28.7	0.13/3.3	1.30/0.59
	BL75	3/4	1.38/35.1	0.13/3.3	2.40/1.09
	BL100	1	1.69/42.9	0.19/4.8	4.00/1.81
	BL125	1-1/4	2.25/57.2	0.19/4.8	5.50/2.49
	BL150	1-1/2	2.38/60.5	0.19/4.8	10.00/4.54
	BL200	2	2.88/73.2	0.19/4.8	13.90/6.30
	BL250	2-1/2	3.56/90.4	0.38/9.7	24.00/10.89
	BL300	3	4.25/108.0	0.38/9.7	32.00/14.51
	BL350	3-1/2	4.81/122.2	0.38/9.7	47.00/21.32
	BL400	4	5.44/138.2	0.38/9.7	60.00/27.22
	BL500	5	6.69/169.9	0.50/12.7	98.00/44.45
BL600	6	7.94/201.7	0.50/12.7	160.00/72.57	
<b>PVC Gasketed Sealing Locknuts — Steel — Liquidtight</b>					
	BLSG50	1/2	1.13/28.7	0.25/6.4	1.40/0.64
	BLSG75	3/4	1.88/47.8	0.25/6.4	2.60/1.18
	BLSG100	1	1.75/44.5	0.28/7.1	5.00/2.27
	BLSG125	1-1/4	2.09/53.1	0.28/7.1	6.80/3.08
	BLSG150	1-1/2	2.41/61.2	0.28/7.1	11.50/5.22
	BLSG200	2	2.94/74.7	0.31/7.9	14.70/6.67
	BLSG250	2-1/2	3.50/88.9	0.38/9.7	24.00/10.89
	BLSG300	3	4.19/106.4	0.38/9.7	32.00/14.51
	BLSG350	3-1/2	4.75/120.7	0.44/11.2	47.00/21.32
	BLSG400	4	5.34/135.6	0.44/11.2	60.00/27.22
	BLSG500	5	6.63/168.4	0.50/12.7	98.00/44.45
	BLSG600	6	7.88/200.2	0.56/14.2	160.00/72.57

# Rigid Conduit and IMC Locknuts

COMMERCIAL PRODUCTS: RIGID AND IMC FITTINGS

Commercial Products

	Catalog Number	Trade Size (Inches)	Dimensions in Inches/Millimeters		Weight Lbs. / Kgs. Per 100
			Diameter	Height	
<b>Bonding Locknuts — Steel</b>					
	GL50	1/2	1.38/35.1	0.19/4.8	3.00/1.36
	GL75	3/4	1.63/41.4	0.19/4.8	3.00/1.36
	GL100	1	1.81/46.0	0.25/6.4	5.00/2.27
	GL125	1-1/4	2.31/58.7	0.25/6.4	6.00/2.72
	GL150	1-1/2	2.63/66.8	0.25/6.4	7.00/3.18
	GL200	2	3.13/79.5	0.25/6.4	13.00/5.90
	GL250	2-1/2	3.56/90.4	0.44/11.2	18.00/8.16
	GL300	3	4.25/108.0	0.44/11.2	37.00/16.78
	GL350	3-1/2	4.81/122.2	0.50/12.7	45.00/20.41
	GL400	4	5.44/138.2	0.50/12.7	50.00/22.68
<b>Locknuts — Aluminum</b>					
	BL50A	1/2	1.13/28.7	0.19/4.8	0.50/0.23
	BL75A	3/4	1.38/35.1	0.19/4.8	0.80/0.36
	BL100A	1	1.69/42.9	0.19/4.8	1.60/0.73
	BL125A	1-1/4	2.25/57.2	0.19/4.8	2.90/1.32
	BL150A	1-1/2	2.38/60.5	0.19/4.8	2.20/1.00
	BL200A	2	2.88/73.2	0.19/4.8	4.80/2.18
	BL250A	2-1/2	3.56/90.4	0.38/9.7	7.50/3.40
	BL300A	3	4.25/108.0	0.38/9.7	10.60/4.81
	BL350A	3-1/2	4.81/122.2	0.38/9.7	14.30/6.49
	BL400A	4	5.44/138.2	0.38/9.7	18.60/8.44