

Reducing Washers, Knockout Blanks, Bushing Pennies, Fixture Stems

Applications





- Reducing washer: to reduce a knockout or sliphole in a sheet metal enclosure to a smaller trade size.
- Knockout blank: to close a knockout or sliphole in a sheet metal enclosure.
- Bushing penny: used inside a bushing to prevent foreign material from entering the conduit.
- Fixture stems: to suspend fixtures from threaded rods.

Material

- Washers, blanks and pennies: steel
- Fixture stem: malleable iron

Certifications and Compliances

- UL Standard: 514B
- UL Listed: E14817
- CSA Standard: C22.2 No. 18.3
- cUL Listed: E14817
- NEMA: FB-1

	Catalog Number	Trade Size (Inches)	Dimensions in Inches/Millimeters			Weight Lbs./Kgs. Per 100
			A	B	C	
Reducing Washers — Steel						
	RW75-50	3/4 to 1/2	1.34/34.0	0.88/22.4	—	1.20/0.54
	RW100-50	1 to 1/2	1.69/42.9	0.88/22.4	—	2.40/1.09
	RW100-75	1 to 3/4	1.69/42.9	1.11/28.2	—	2.00/0.91
	RW125-50	1-1/4 to 1/2	2.03/51.6	0.88/22.4	—	5.00/2.27
	RW125-75	1-1/4 to 3/4	2.03/51.6	1.11/28.2	—	4.40/1.99
	RW125-100	1-1/4 to 1	2.03/51.6	1.38/35.1	—	3.00/1.36
	RW150-50	1-1/2 to 1/2	2.28/57.9	0.88/22.4	—	6.60/2.99
	RW150-75	1-1/2 to 3/4	2.28/57.9	1.11/28.2	—	6.00/2.72
	RW150-100	1-1/2 to 1	2.28/57.9	1.38/35.1	—	5.00/2.27
	RW150-125	1-1/2 to 1-1/4	2.28/57.9	1.73/43.9	—	4.00/1.81
	RW200-50	2 to 1/2	2.75/69.9	0.88/22.4	—	10.00/4.54
	RW200-75	2 to 3/4	2.75/69.9	1.11/28.2	—	8.00/3.63
	RW200-100	2 to 1	2.75/69.9	1.38/35.1	—	8.00/3.63
	RW200-125	2 to 1-1/4	2.75/69.9	1.73/43.9	—	7.00/3.18
	RW200-150	2 to 1-1/2	2.75/69.9	1.98/50.3	—	5.00/2.27
Snap-in Knockout Blanks — Steel *						
	S50	1/2	1.06/26.9	0.31/7.9	—	1.00/0.45
	S75	3/4	1.25/31.8	0.31/7.9	—	2.00/0.91
	S100	1	1.50/38.1	0.34/8.6	—	3.00/1.36
	S125	1-1/4	1.81/46.0	0.31/7.9	—	3.20/1.45
	S150	1-1/2	2.22/56.4	0.38/9.7	—	4.80/2.18
	S200	2	2.69/68.3	0.38/9.7	—	6.00/2.72
Bushing Pennies — Steel *						
	P50	1/2	0.72/18.3	—	—	0.70/0.32
	P75	3/4	0.88/22.4	—	—	1.10/0.50
	P100	1	1.09/27.7	—	—	1.80/0.82
	P125	1-1/4	1.53/38.9	—	—	3.40/1.54
	P150	1-1/2	1.72/43.7	—	—	4.00/1.81
Open Type No Bolt Fixture Stems — Malleable Iron						
	NBFS-38	3/8 Male	1.94/49.3	0.69/17.5	1.50/38.1	8.00/3.63
	NBFS-38M	3/8 Male	1.94/49.3	0.69/17.5	1.50/38.1	8.00/3.63
		1/8 Female				

* Not UL Listed.

