

# FM8® Unilet® Conduit Outlet Bodies

For use with Rigid Steel, Rigid Aluminum and IMC Conduit.

## Applications

- Serve as pulling fittings.
- Make bends in conduit system.
- Provide openings for splicing.
- Connect and change direction of conduit runs.
- Allow connections for branch runs.
- Permit access to conductors for maintenance.

## Features

- Smooth, rounded integral bushings in hubs protect conductor insulation.
- Accurately tapped, tapered threads for tight, rigid joints and excellent ground continuity.
- Completely interchangeable with Crouse-Hinds<sup>†</sup> Form 8™<sup>†</sup> bodies, gaskets and covers. Equivalent FM8 and Form 8\* units have identical applications and installation dimensions.
- Flat back design provides greater cubic content for easier wire pulling, and more room for splicing. Fits flush and snug against flat surfaces for more stable installation.
- Covers with gaskets are approved for use in wet locations.
- Smooth hub bushings and cover openings protect conductor insulation. Smooth hub openings allow easy conduit joining.

## Standard Materials

- Bodies: grayloy-iron
- Covers: cast grayloy-iron or stamped steel
- Cover screws: stainless steel
- Gaskets: neoprene

## Standard Finishes

- Grayloy-iron bodies and covers: triplecoat — (1) zinc electroplate, (2) chromate, and (3) epoxy powder coat
- Steel covers: zinc electroplate
- Covers: stainless steel

## Certifications and Compliances

- UL Standard: 514A, 514B
- UL Listed: E2527
- CSA Standard: C22.2 No. 18.3
- CSA Certified: 065183
- NEMA Standard: FB-1

## Options

- PVC coating available on all bodies and select covers. Add suffix **-PVC** to catalog number.

## Related Products

- For explosionproof conduit outlet bodies and boxes, see *Enclosures and Junction Boxes*.



Type LB



Grayloy™-Iron Conduit Body with cast cover. 1" Type C shown

<sup>†</sup> Crouse-Hinds and Form 8 are registered trademarks of Cooper Crouse-Hinds.








# FM8® Grayloy™ –Iron Unilet® Conduit Bodies

For use with Rigid Steel and IMC Conduit.

Fittings

FITTINGS: CONDUIT BODIES

## Appleton FM8® Conduit Bodies ‡





Hub Size (Inches)	C	LB	LL	LR
				
1/2	<b>C18</b>	<b>LB18</b>	<b>LL18</b>	<b>LR18</b>
3/4	<b>C28</b>	<b>LB28</b>	<b>LL28</b>	<b>LR28</b>
1	<b>C38</b>	<b>LB38</b>	<b>LL38</b>	<b>LR38</b>
1-1/4	<b>C448</b>	<b>LB448</b>	<b>LL448</b>	<b>LR448</b>
1-1/2	<b>C58</b>	<b>LB58</b>	<b>LL58</b>	<b>LR58</b>
2	<b>C68</b>	<b>LB68</b>	<b>LL68</b>	<b>LR68</b>
2-1/2	<b>C78</b>	<b>LB78</b>	<b>LL78</b>	<b>LR78</b>
3	<b>C88</b>	<b>LB888</b>	<b>LL888</b>	<b>LR888</b>
3-1/2	—	<b>LB98</b>	—	—
4	—	<b>LB108</b>	—	—
Hub Size (Inches)	T	TB	X	
				
1/2	<b>T18</b>	<b>TB18</b>	<b>X18</b>	
3/4	<b>T28</b>	<b>TB28</b>	<b>X28</b>	
1	<b>T38</b>	<b>TB38</b>	<b>X38</b>	
1-1/4	<b>T448</b>	<b>TB448</b>	<b>X448</b>	
1-1/2	<b>T58</b>	<b>TB58</b>	<b>X58</b>	
2	<b>T68</b>	<b>TB68</b>	<b>X68</b>	
2-1/2	<b>T78</b>	—	—	
3	<b>T88</b>	—	—	

‡ PVC coating available on all FM8 bodies. Add suffix **-PVC** to catalog number.

# FM8® Grayloy™ –Iron Unilet® Covers, Gaskets and Wiring Capacity

For use with Rigid Steel and IMC Conduit.

## Appleton FM8® Blank Covers and Gaskets \*

Body Size (inches)	Stamped Cover Steel	Cast Cover Grayloy–Iron †	Solid Gasket Neoprene	Open Gasket Neoprene
				
1/2	180	180F	GASK851N	—
3/4	280	280F	GASK852N	—
1	380	380F	GASK853N	—
1-1/4	480	480F	GASK854N	—
1-1/2	580	580F	—	GASK805N
2	680	680F	—	GASK806N
2-1/2	880	880F	—	GASK808N
3	880	880F	—	GASK808N
3-1/2	980	980F	—	GASK809N
4	980	980F	—	GASK809N

Fittings

FITTINGS: CONDUIT BODIES

## Wiring Capacity: Combine Body and Cover Capacities for Total Usable Capacity per NEC 314.16(A)

Hub Size (inches)	Capacity (in <sup>3</sup> /dm <sup>3</sup> )						Stamped Cover	Cast Cover
	C	LB	LL, LR	T	TB	X		
1/2	5.00/ 0.08	5.00/ 0.08	5.00/ 0.08	6.00/ 0.10	6.00/ 0.10	6.00/ 0.10	0.50/ 0.01	0.30/ 0.00
3/4	8.00/ 0.13	8.00/ 0.13	8.00/ 0.13	10.00/ 0.16	10.00/ 0.16	10.00/ 0.16	0.80/ 0.01	0.80/ 0.01
1	13.00/ 0.21	13.00/ 0.21	13.00/ 0.21	15.50/ 0.25	15.50/ 0.25	15.50/ 0.25	1.00/ 0.02	1.00/ 0.02
1-1/4	24.00/ 0.39	24.00/ 0.39	24.00/ 0.39	25.00/ 0.41	25.00/ 0.41	25.00/ 0.41	1.50/ 0.02	1.50/ 0.02
1-1/2	42.50/ 0.70	42.50/ 0.70	42.50/ 0.70	44.00/ 0.72	44.00/ 0.72	44.00/ 0.72	1.80/ 0.03	7.50/ 0.12
2	105.00/ 1.72	105.00/ 1.72	105.00/ 1.72	105.00/ 1.72	105.00/ 1.72	105.00/ 1.72	4.50/ 0.07	12.50/ 0.20
2-1/2	200.00/ 3.28	200.00/ 3.28	200.00/ 3.28	200.00/ 3.28	—	—	12.30/ 0.20	34.50/ 0.57
3	217.00/ 3.56	217.00/ 3.56	217.00/ 3.56	217.00/ 3.56	—	—	12.30/ 0.20	34.50/ 0.57
3-1/2	—	380.00/ 6.23	—	—	—	—	24.00/ 0.39	65.30/ 1.07
4	—	400.00/ 6.55	—	—	—	—	24.00/ 0.39	65.30/ 1.07

\* Covers furnished with stainless steel screws, 1-1/2" – 4" covers provided with 4 screws  
 † PVC coating available on select FM8 covers. Add suffix -PVC to catalog number.

# FM8® Form-IN-Place Covers with Integral Gaskets

For FM8® Unilet® Conduit Outlet Bodies.

Class I, Division 2  
NEMA 3R

Fittings

FITTINGS: CONDUIT BODIES

## Applications

- Cover with integral gasket for FM8 conduit bodies.
- Can be used as replacement covers for installed bodies or in new installations.

## Features

- Benefit from superior sealing, reduced inventory parts and faster installation times.
- Captive pan-head screws.
- High-strength, corrosion and weather resistant.
- Approved for wet locations.
- Fits all body configurations and sizes from 1/2" thru 4".



## Standard Materials

- Stamped steel
- Cast grayloy-iron

## Certifications and Compliances

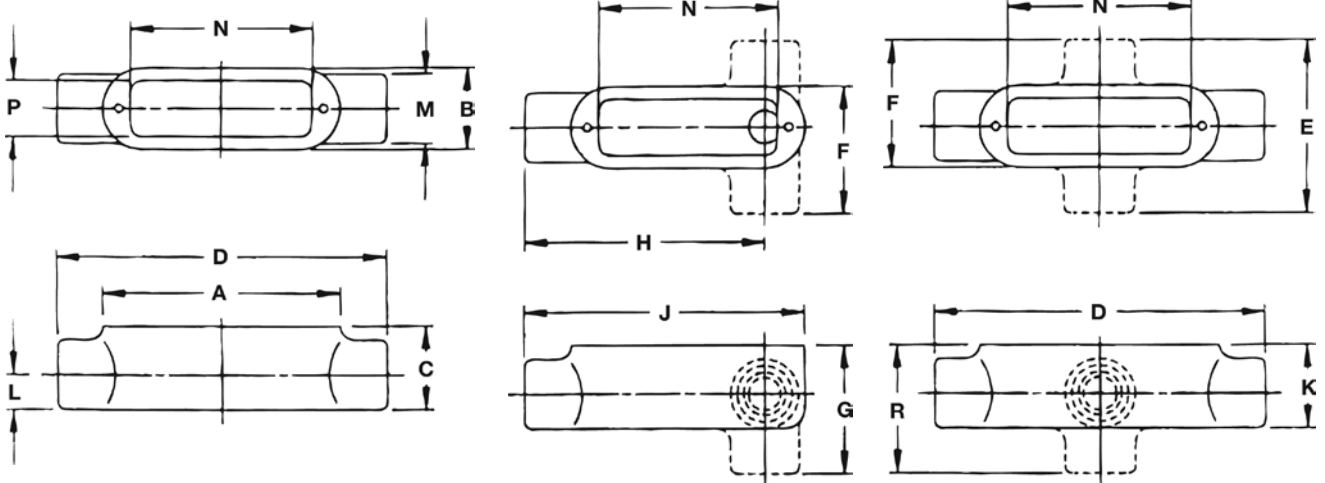
- UL Standard: 514A
- UL Listed: E2527
- CSA Standard: C22.2 No. 18.3
- CSA Certified: 065183
- NEMA Standard: FB-1



Hub Size (Inches)	Stamped Steel	Cast Grayloy-Iron
		
1/2	180IG	180FIG
3/4	280IG	280FIG
1	380IG	380FIG
1-1/4	480IG	480FIG
1-1/2	580IG	580FIG
2	680IG	680FIG
2-1/2 & 3	880IG	880FIG
3-1/2 & 4	980IG	980FIG

# FM8™ Unilet® Conduit Outlet Body Dimensions

For use with Rigid Steel, Rigid Aluminum and IMC Conduit.



Type C

Types E, L, LB, L, LR

Types T, TA, TB, X

Hub Size	Dimensions in Inches/Millimeters															
	A	B	C	D	E	F	G	H	J	K	L	M	N	P	R	
1/2	4.22/ 107.2	1.47/ 37.3	1.47/ 37.3	5.94/ 150.9	3.13/ 79.5	2.31/ 58.7	2.28/ 57.9	4.38/ 111.3	5.09/ 129.3	1.78/ 45.2	0.63/ 16.0	1.25/ 31.8	3.28/ 83.3	1.00/ 25.4	2.59/ 65.8	
3/4	4.81/ 122.2	1.66/ 42.2	1.69/ 42.9	6.56/ 166.6	3.31/ 84.1	2.50/ 63.5	2.50/ 63.5	4.91/ 124.7	5.75/ 146.1	2.00/ 50.8	0.75/ 19.1	1.50/ 38.1	3.94/ 100.1	1.19/ 30.2	2.81/ 71.4	
1	5.59/ 142.0	1.84/ 46.7	1.97/ 50.0	7.56/ 192.0	3.72/ 94.5	2.78/ 70.6	2.91/ 73.9	5.72/ 145.3	6.63/ 168.4	2.28/ 57.9	0.88/ 22.4	1.75/ 44.5	4.53/ 115.1	1.38/ 35.1	3.22/ 81.8	
1-1/4	6.56/ 166.6	2.19/ 55.6	2.38/ 60.5	8.44/ 214.4	4.06/ 103.1	3.13/ 79.5	3.31/ 84.1	6.41/ 162.8	7.50/ 190.5	2.63/ 66.8	1.09/ 27.7	2.19/ 55.6	5.31/ 134.9	1.75/ 44.5	3.56/ 90.4	
1-1/2	7.88/ 200.2	2.78/ 70.6	2.78/ 70.6	10.38/ 263.7	5.28/ 134.1	4.03/ 102.4	4.03/ 102.4	7.75/ 196.9	9.13/ 231.9	2.78/ 70.6	1.38/ 35.1	2.44/ 62.0	6.50/ 165.1	2.09/ 53.1	4.03/ 102.4	
2	9.75/ 247.7	3.88/ 98.6	3.56/ 90.4	12.38/ 314.5	6.38/ 162.1	5.13/ 130.3	4.81/ 122.2	9.19/ 233.4	11.13/ 282.7	3.56/ 90.4	1.88/ 47.8	3.00/ 76.2	8.63/ 219.2	3.00/ 76.2	4.81/ 122.2	
2-1/2	12.25/ 311.2	5.00/ 127.0	4.44/ 112.8	15.63/ 397.0	—	6.69/ 169.9	6.13/ 155.7	11.44/ 290.6	13.94/ 354.1	4.44/ 112.8	2.50/ 63.5	3.50/ 88.9	10.88/ 276.4	4.25/ 108.0	—	
3	12.25/ 311.2	5.00/ 127.0	4.81/ 122.2	15.63/ 397.0	—	6.69/ 169.9	6.50/ 165.1	11.44/ 290.6	13.94/ 354.1	4.81/ 122.2	2.50/ 63.5	4.25/ 108.0	10.88/ 276.4	4.25/ 108.0	—	
3-1/2	15.00/ 381.0	6.25/ 158.8	5.69/ 144.5	—	—	—	7.56/ 192.0	13.75/ 349.3	16.88/ 428.8	—	3.13/ 79.5	4.75/ 120.7	13.44/ 341.4	5.44/ 138.2	—	
4	15.00/ 381.0	6.25/ 158.8	5.94/ 150.9	—	—	—	7.81/ 198.4	13.75/ 349.3	16.88/ 428.8	—	3.13/ 79.5	5.25/ 133.4	13.44/ 341.4	5.44/ 138.2	—	

Fittings

FITTINGS: CONDUIT BODIES