

Washers

Flat Sealing Washer

Where a waterproof termination is required into any enclosure (metallic or nonmetallic), install the neoprene washer over the threads of a terminal adapter before inserting into the enclosure. Use a standard locknut or threaded bushing to secure the assembly.



Part No.	Size	Std. Ctn. Qty.
▶ E943DW	1/2	125
▶ E943EW	3/4	125
▶ E943FW	1	100
▶ E943GW	1 1/4	50
▶ E943HW	1 1/2	50
▶ E943JW	2	25

Lock Nuts



PVC Lock Nut



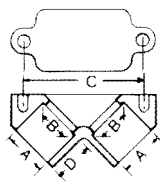
Part No.	Size	Std. Ctn. Qty.
▶ LT9LD	1/2	1200
▶ LT9LE	3/4	700
▶ LT9LF	1	600

Pull Elbows

Access Pull Elbows



Gasket included.



Part No.	Size	Std. Ctn. Qty.	A Typical	B Typical	C Typical	D Typical
† E990D	1/2	75	.852	.836	2.187	.718
† E990E	3/4	50	1.064	1.046	2.531	.781

Sleeves

HOLFORM™ Concrete Sleeves

HOLFORM nonmetallic concrete sleeve forms are the easy way to form holes in concrete. They install in seconds with nails, screws or staples and are easily removed. Concrete will not adhere to them. HOLFORMS are adjustable to any slab thickness.

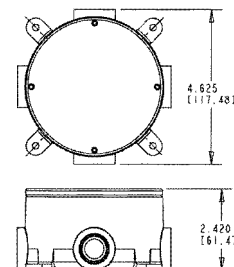
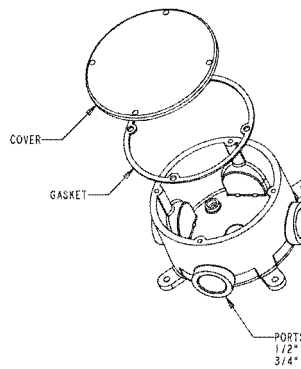


Part No.	Min. O.D. A	B	Std. Ctn. Qty.	Std. Ctn. Wt. (lbs.)
† E92CSH	1 1/2	1 3/4	20	3
† E92CSJ	2	2 13/32	25	6
† E92CSL	3	3 13/32	25	8
† E92CSN	4	4 13/32	18	8
† E92CSP	5	5 13/32	15	8
† E92CSR	6	6 13/32	12	8

Conduit Bodies

Type X with Cover

Four knock-out type socket openings, 90° spacing. Available with 1/2" or 3/4" socket outlets. Includes cover and gasket.



Part No.	Size	Vol. Cu. In.	Std. Ctn. Qty.
▶ E970CD	1/2	15.16	15
E970CE	3/4	15.16	15

Supplied with 4 stainless steel cover screws. Diameter 4 1/8", Thickness 1/4".
*Not designed for use with wiring devices or light fixtures.