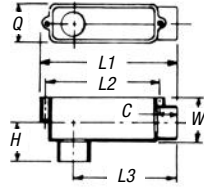


## Conduit Bodies and Fittings (for use with Schedule 40 and 80 Conduit)

Feature unthreaded hubs and textured lids with foam-in-place gaskets.

### Conduit Bodies Type LB

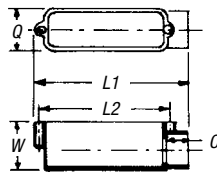
Note: Covers are not sold as separate item.



DIMENSIONS (IN.)

CAT. NO.	SIZE (IN.)	STD. CTN.	TYPICAL			MAX.			VOL. CU. IN.	
			C	L1	L2	L3	H	Q		W
E986D	½	25	1 1/16	4 7/16	3 1/2	3 1/16	1 7/16	1 11/32	1 1/2	4.0
E986E	¾	15	2 9/32	6 3/32	5 3/32	4 25/32	1 25/32	1 3/4	2 1/32	12.0
E986F	1	10	2 9/32	6 3/32	5 3/32	4 25/32	1 25/32	1 3/4	2 1/32	12.0
E986G	1 ¼	10	1 3/32	7 31/32	6 13/32	6	2 9/16	2 1/2	2 3/4	32.0
E986H	1 ½	10	1 3/32	7 31/32	6 13/32	6	2 9/16	2 1/2	2 3/4	32.0
E986J	2	10	1 3/32	9 31/32	8 13/32	7 1/4	2 9/16	3 5/32	3 15/32	63.0
▶ E986K	2 ½	4	1 5/8	14 7/8	13 1/4	11 31/32	3 3/4	4 11/32	4 5/8	210
▶ E986L	3	4	1 5/8	14 7/8	13 1/4	11 31/32	3 3/4	4 11/32	4 5/8	210
▶ E986M	3 ½	4	1 25/32	17 23/32	15 7/8	14 17/64	4 7/16	5 11/32	5 21/32	390
▶ E986N	4	4	1 25/32	17 23/32	15 7/8	14 17/64	4 7/16	5 11/32	5 21/32	390

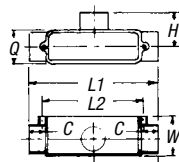
### Type E



DIMENSIONS (IN.)

CAT. NO.	SIZE (IN.)	STD. CTN.	TYPICAL			MAX.			VOL. CU. IN.
			C	L1	L2	Q	W		
988D	½	25	1 1/16	4 7/16	3 1/2	1 11/32	1 1/2	4.0	
E988E	¾	20	2 9/32	6 11/32	5 3/32	1 3/4	2 1/32	12.0	
E988F	1	10	2 9/32	6 11/32	5 3/32	1 3/4	2 1/32	12.0	
E988G	1 ¼	10	1 3/32	8	6 13/32	2 1/2	2 3/4	32.0	
E988H	1 ½	10	1 3/32	8	6 13/32	2 1/2	2 3/4	32.0	
E988J	2	5	1 3/32	9 5/32	8 13/32	3 5/32	3 15/32	63.0	

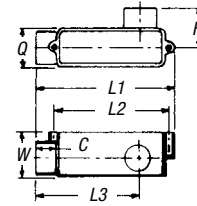
### Type C



DIMENSIONS (IN.)

CAT. NO.	SIZE (IN.)	STD. CTN.	TYPICAL			MAX.			VOL. CU. IN.
			C	L1	L2	Q	W		
E987D	½	25	1 1/16	4 7/16	3 1/2	1 11/32	1 1/2	4.0	
E987E-CAR	¾	10	2 9/32	6 1/8	5 39/64	1 3/4	2 1/32	12.0	
E987F-CAR	1	10	2 9/32	6 1/8	5 39/64	1 3/4	2 1/32	12.0	
E987G	1 ¼	10	1 3/32	8 31/32	6 13/32	2 1/2	2 3/4	32.0	
E987H	1 ½	10	1 3/32	8 31/32	6 13/32	2 1/2	2 3/4	32.0	
E987J	2	15	1 3/32	10 5/16	8 13/32	3 5/32	3 15/32	63.0	

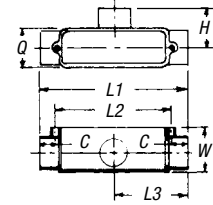
### Type LR



DIMENSIONS (IN.)

CAT. NO.	SIZE (IN.)	STD. CTN.	TYPICAL			MAX.			VOL. CU. IN.	
			C	L1	L2	L3	H	Q		W
E985D-CAR	½	10	1 1/16	4 7/16	3 3/32	3 1/16	1 5/16	1 11/32	1 1/2	4.0
E985E-CAR	¾	10	2 9/32	6 3/32	5 3/32	4 25/32	1 25/32	1 3/4	2 1/32	12.0
E985F	1	10	2 9/32	6 3/32	5 3/32	4 25/32	1 25/32	1 3/4	2 1/32	12.0
E985G	1 ¼	10	1 3/32	7 31/32	6 19/32	6	2 9/16	2 1/2	2 3/4	32.0
E985H-CAR	1 ½	5	1 3/32	7 31/32	6 13/32	6	2 9/16	2 1/2	2 3/4	32.0
E985J	2	10	1 3/32	9 3/32	8 13/32	7 1/4	2 9/16	3 5/32	3 15/32	63.0

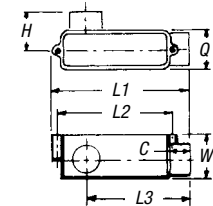
### Type T



DIMENSIONS (IN.)

CAT. NO.	SIZE (IN.)	STD. CTN.	TYPICAL			MAX.			VOL. CU. IN.	
			C	L1	L2	L3	H	Q		W
E983D-CAR	½	10	1 1/16	4 11/16	3 3/32	2 11/32	1 5/16	1 11/32	1 1/2	4.0
E983E	¾	15	2 9/32	6 7/8	5 3/32	4 1/16	1 25/32	1 3/4	2 1/32	12.0
E983F	1	20	2 9/32	6 7/8	5 3/32	3 7/16	1 25/32	1 3/4	2 1/32	12.0
E983G	1 ¼	10	1 3/32	8 21/32	6 13/32	4 21/64	2 9/16	2 1/2	2 3/4	32.0
E983H	1 ½	10	1 3/32	8 21/32	6 13/32	4 21/64	2 9/16	2 1/2	2 3/4	32.0
E983J	2	10	1 3/32	10 5/16	8 13/32	5 5/32	2 9/16	3 5/32	3 15/16	63.0

### Type LL



DIMENSIONS (IN.)

CAT. NO.	SIZE (IN.)	STD. CTN.	TYPICAL			MAX.			VOL. CU. IN.	
			C	L1	L2	L3	H	Q		W
E984D-CAR	½	10	1 1/16	4 7/16	3 3/32	3 1/16	1 5/16	1 11/32	1 1/2	4.0
E984E	¾	20	2 9/32	6 3/32	5 3/32	4 25/32	1 25/32	1 3/4	2 1/32	12.0
E984F-CAR	1	10	2 9/32	6 3/32	5 3/32	4 25/32	1 25/32	1 3/4	2 1/32	12.0
E984G-CAR	1 ¼	5	1 3/32	7 31/32	6 13/32	6	2 9/16	2 1/2	2 3/4	32.0
E984H	1 ½	10	1 3/32	7 31/32	6 13/32	6	2 9/16	2 1/2	2 3/4	32.0
E984J	2	10	1 3/32	9 3/32	8 13/32	7 1/4	2 9/16	3 5/32	3 15/32	63.0



LR31146

E11461

Except where noted by ▶

NEMA 4, 4X

Temperature range:  
-50° C to 120° C