



Quick Selection Guide, Enclosure Types.....4-2

General Duty, Type TG..... 4-5

Heavy Duty, Type TH..... 4-7

Heavy Duty Stainless Steel, Type TH..... 4-11

Mill Duty, Type TH.....4-13

Double Throw Switches, Type TC, TDT.....4-15

Emergency Power Transfer Switches, Type TC..... 4-18

Double Throw Switches – Service Equipment Ratings.....4-19

Manual Motor Starters..... 4-20

AC Disconnects 4-21

Accessories: NEMA Type 1 and 3R Enclosures..... 4-22

Accessories: NEMA Type 4/4X, 12 and
 Mill Duty Enclosures.....4-24

Additional Accessories..... 4-26

Enclosure and Knockout Dimensions..... 4-28 through 4-38

Safety Switches

Spec-Setter™ Safety Switches

Quick Selection Guide

Section 4

General Duty Safety Switch Short Circuit Ratings

Maximum System Voltage	Ampere Rating	UL Listed Fusing		Enclosure Type
		Class	Withstand Ratings (rms Sym Amps)	
Fusible				
240 Vac 250 Vdc	30-600	K	10,000	N1 N3R
		H	10,000	
		R ¹	100,000	
Non-Fusible: Fuse withstand ratings apply to non-fused switches when protected by an upstream fuse as listed				
240 Vac 250 Vdc	30-600	No upstream protection	10,000	N1 N3R
		K upstream	10,000	
		H upstream	10,000	
		R upstream	100,000	



TG4322

Heavy Duty Safety Switch Short Circuit Ratings

Maximum System Voltage	Ampere Rating	UL Listed Fusing		Enclosure Type
		Class	Withstand Ratings (rms Sym Amps)	
Fusible				
600 Vac 600 Vdc	30-1200	H	10,000	N1 N3R N4/4X N5 N12
		R	200,000 ²	
		J	200,000 ³	
		L ²	100,000	
Non-Fusible: Fuse withstand ratings apply to non-fused switches when protected by an upstream fuse as listed				
600 Vac 600 Vdc	30-1200	No upstream protection	10,000	N1 N3R N4/4X N5 N12
		H upstream	10,000	
		R upstream	200,000	
		J upstream	200,000	
		L upstream	100,000	



TH3361SS

Double Throw Safety Switch Short Circuit Ratings

Maximum System Voltage	Ampere Rating	UL Listed Fusing		Enclosure Type
		Class	Withstand Ratings (rms Sym Amps)	
Fusible				
600 Vac	30-1200	R	100,000	N1 N3R N4X
		J	100,000	
		T	100,000	
		L	100,000	
Non-Fusible: Fuse withstand ratings apply to non-fused switches when protected by an upstream fuse as listed				
600 Vac	30-1200	No upstream protection	10,000	N1 N3R N4X
		R upstream	100,000	
		J upstream	100,000	
		T upstream	100,000	
		L upstream	100,000	



TC10323R

¹ Class R fuse is not available for 400A or 600A General Duty switches.

² Class L fuses are only applicable when used with 800 and 1200A Type TC safety switches.

³ Unless otherwise noted on the enclosure



TDT3362

Safety Switches

Spec-Setter™ Safety Switches

Quick Selection Guide

Enclosure Types

Type 1—Enclosures constructed for indoor use to provide a degree of protection to personnel against incidental contact with the enclosed equipment and to provide a degree of protection against falling dirt.

Type 3R—Enclosures constructed for either indoor or outdoor use to provide a degree of protection to personnel against incidental contact with the enclosed equipment; to provide a degree of protection against falling dirt, rain, sleet, and snow; and that will be undamaged by the external formation of ice on the enclosure

Type 4—Enclosures constructed for either indoor or outdoor use to provide a degree of protection to personnel against incidental contact with the enclosed equipment; to provide a degree of protection against falling dirt, rain, sleet, snow, windblown dust, splashing water, and hose-directed water; and that will be undamaged by the external formation of ice on the enclosure.

Type 4X—Enclosures constructed for either indoor or outdoor use to provide a degree of protection to personnel against incidental contact with the enclosed equipment; to provide a degree of protection against falling dirt, rain, sleet, snow, windblown dust, splashing water, hose-directed water, and corrosion; and that will be undamaged by the external formation of ice on the enclosure.

Type 5—Enclosures constructed for indoor use to provide a degree of protection to personnel against incidental contact with the enclosed equipment; to provide a degree of protection against falling dirt; against settling airborne dust, lint, fibers, and flyings; and to provide a degree of protection against dripping and light splashing of liquids.

Type 12—Enclosures constructed (without knockouts) for indoor use to provide a degree of protection to personnel against incidental contact with the enclosed equipment; to provide a degree of protection against falling dirt; against circulating dust, lint, fibers, and flyings; and to provide a degree of protection against dripping and light splashing of liquids.

Application Note: For applications of disconnecting means in motor circuit applications, disconnect must be sized based on ampacity per NEC 430-110, but not less than 115% of Motor Name-Plate current.

Comparison of Specific Applications of Enclosures for Indoor Nonhazardous Locations

Provides a Degree of Protection Against the Following Environmental Conditions	Type of Enclosure				
	1*	4	4X	5	12
Incidental contact with the enclosed equipment	X	X	X	X	X
Falling dirt	X	X	X	X	X
Falling liquids and light splashing	-	X	X	X	X
Circulating dust, lint, fibers, and flyings**	-	X	X	-	X
Settling airborne dust, lint, fibers, and flyings**	-	X	X	X	X
Hosedown and splashing water	-	X	X	-	-
Oil and coolant seepage	-	-	-	-	X
Corrosive agents	-	-	X	-	-

*These enclosures may be ventilated.

** These fibers and flyings are nonhazardous materials and are not considered Class III type ignitable fibers or combustible flyings. For Class III type ignitable fibers or combustible flyings see the National Electrical Code, Article 500.

Applications of Enclosures for Outdoor Nonhazardous Locations

Provides a Degree of Protection Against the Following Environmental Conditions	Type of Enclosure		
	3R*	4	4X
Incidental contact with the enclosed equipment	X	X	X
Rain, snow, and sleet**	X	X	X
Windblown dust, lint, fibers, and flyings	-	X	X
Hosedown	-	X	X
Corrosive agents	-	-	X

* These enclosures may be ventilated.

** External operating mechanisms are not required to be operable when the enclosure is ice covered.

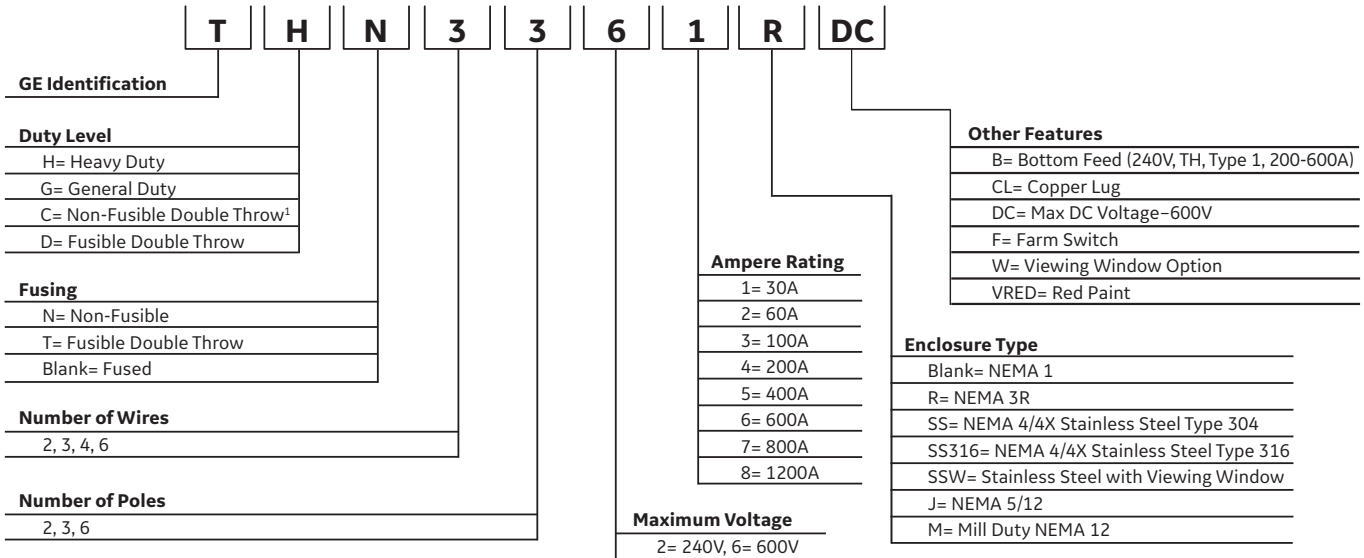
Safety Switches

Spec-Setter™ Safety Switches

Section 4

Quick Selection Guide

Product Number Structure



¹ 800A and 1200A non-double throw safety switches also use the C nomenclature

Note: This information is provided for interpreting numbers. It should not be used to build product numbers.

Safety Switches

General Duty, Type TG

Spec-Setter™ Safety Switches

30-600 Amperes

240 Volts AC

250 Volts DC

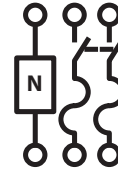
Section 4

Type TG Switches

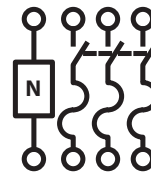
- Designed for residential or light commercial applications where duty is not severe
- 30-600 amps
- 240Vac / 250Vdc maximum in fusible or non-fusible units
- NEMA Type 1 (indoor) or NEMA Type 3R (outdoor) enclosures
- Direct-drive, quick-make, quick-break mechanism “snaps” contacts open and closed providing positive ON/OFF indication
- Self-leveling, three-point mounting system
- Integral cover interlock
- Visible confirmation of plated blade contact positions
- Spring reinforced fuse clips assure reliable contact for cool operation. Suitable for Class H, K, J or R fuses, where applicable.
- UL Listed short-circuit rating is 10,000 rms symmetrical amps standard
- With Class R fuses and fuse kits installed, 30-200 amp switches have UL Listed short circuit rating of 100,000 rms symmetrical amps
- UL Listed as service entrance equipment when installed in accordance with the National Electric Code

All GE General Duty safety switches carry the following certifications:

- UL Listed and cUL Listed (UL98 Enclosed Switches/CSA-C22.2 No. 4-04)
- Federal Specification WS-865C
- NEMA Enclosed Safety Switch Standard KS1-2013
- Seismic Certified



Fusible, Two-pole, 120/240 and 240 Volts AC; 250 Volts DC;
Three-wire solid neutral, 240 Volts AC



Fusible, Four-wire solid neutral, 208/120 and 240 Volts AC



No Fuse, Two-pole, 240 Volts AC; 250 Volts DC (100-600 amps only);
Three-pole, 240 Volts AC or Two-pole with Switching Neutral

Safety Switches

General Duty, Type TG

Section 4

Spec-Setter™ Safety Switches

30-600 Amperes

240 Volts AC

250 Volts DC

General Duty Safety Switches

	Amperage Rating	Product Number		Horsepower Rating				DC Hp	Neutral Kit Insulated, Groundable and Bondable
		NEMA Type 1 Indoor	NEMA Type 3 Outdoor	Single-Phase 240 Vac		Three-Phase 240 Vac		250 Vdc	
				Standard Fuse	Time Delay	Standard Fuse	Time Delay	Standard Fuse	
	30	TG3221	TG3221R	1.5	3			5	Factory Installed
	60	TG3222	TG3222R	3	10			10	
	100	TG3223	TG3223R	7.5	15			20	
	200	TG3224 ¹	TG3224R	15	15				
	400	TG3225 ^{1,2}	TG3225R ²						
	600	TG3226 ^{1,2}	TG3226R ²						

Fusible / 3 Pole / 4 Wire / 240V / 50/60 Hz									
	Amperage Rating	Product Number		Horsepower Rating				DC Hp	Neutral Kit Insulated, Groundable and Bondable
		NEMA Type 1 Indoor	NEMA Type 3 Outdoor	Single-Phase		Three-Phase		250 Vdc	
				240 Vac Standard				Standard	
	30	TG4321	TG4321R	1.5	3	3	7.5	5	Factory Installed
	60	TG4322	TG4322R	3	10	7.5	15	10	
	100	TG4323	TG4323R	7.5	15	15	30	20	
	200	TG4324 ¹	TG4324R	15	15	25	50		
	400	TG4325 ^{1,2}	4			50	100		
	600	TG4326 ^{1,2}	4			75	100		

	Amperage Rating	Product Number		Horsepower Rating				DC Hp	Neutral Kit Insulated, Groundable and Bondable
		NEMA Type 1 Indoor	NEMA Type 3 Outdoor	Single-Phase		Three-Phase		250 Vdc	
				240 Vac Standard				Standard	
Non-Fusible / 3 Pole / 3 Wire / 240V / 50 / 60 Hz									
	30	TGN3321	TGN3321R		3		7.5	5	TNI21
	60	TGN3322 ³	TGN3322R ³		10		15	10	
	100	TGN3323 ³	TGN3323R ³		15		30	20	
	200	TGN3324 ¹	TGN3324R		15		50		TNIA64
	400	TGN3325 ^{1,2}	4				100		TNI65 or TNI65A
	600	TGN3326 ^{1,2}	4				100		TNI66

For Type 3R Enclosure: 30-200 amp devices have removable closing cap. Order hubs for these devices separately on page 4-27.

Larger amp devices require field cut openings and customer-supplied hub.

General Duty safety switches are not suitable for use as service equipment in Canada. Use Heavy Duty safety switches.

¹ Add "B" suffix for factory reversed bottom feed. (e.g., TG3224B.) UL Listed.

² Single make- single break mechanism

³ Not suitable for use as service equipment. Solid neutral not available.

⁴ NEMA Type 3R Fusible or Non-Fusible versions, 400-600 ampere rating, available in heavy duty, type TH models. See pages 4-8 to 4-10.

General Duty Red Safety Switches

	Amperage Rating	Product Number		Horsepower Rating				DC Hp	Wire Size		Neutral Kit Insulated, Groundable and Bondable
		NEMA Type 1 Indoor	NEMA Type 3R Outdoor	Single-Phase 240 Vac		Three-Phase 480 Vac		250 Vdc	Cu	Al	
				Standard Fuse	Time Delay	Standard Fuse	Time Delay	Standard Fuse			
Fusible / 2 Pole / 3 Wire / 240V / 50/60 Hz (Painted Red)											
	30	TG3221VRED		1.5	3			5	14-8	12-8	Factory Installed
Fusible / 3 Pole / 4 Wire / 240V / 50/60 Hz (Painted Red)											
	30	TG4321VRED		1.5	3	3	7.5	10	14-8	12-8	Factory Installed
	60	TG4322VRED		3	10	7.5	15	20	12-2	12-2	

Accessories and Lug Sizes: See pages 2-25 to 2-30

Outlines, Dimensions and Knockouts: See pages 2-31 to 2-39

Safety Switches Heavy Duty, Type TH

Spec-Setter™ Safety Switches
30-1200 Amperes
240 Volts AC
250 Volts DC

Type TH Switches

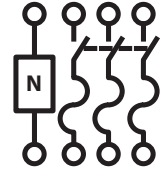
- Designed for commercial and industrial applications where safety, high performance and continuity of service are essential
- 30-1200 amps
- 600Vac maximum, 600Vdc maximum in fusible or non-fusible units
- NEMA Type 1 (indoor), Type 3R (outdoor), Type 4/4X (water and dust-tight, corrosion resistant) or Type 5/12 (drip and dust-tight) enclosures
- Donut handle ideal for hook stick operation and accepts 3 padlocks in the OFF position
- Direct-drive, quick-make, quick-break mechanism “snaps” contacts open and closed providing positive ON/OFF indication
- Self-leveling, three-point mounting system
- Coin-proof, defeatable interlock
- Clear line shield installed on all Heavy Duty 30-200 amp, 600V, all enclosure types
- Visible confirmation of plated blade contact positions
- Spring reinforced fuse clips assure reliable contact for cool operation. Suitable for Class H, K, J or R fuses, where applicable.
- With Class R fuses or J fuses, 30-600 amp switches have UL Listed short circuit rating of 200,000 rms symmetrical amps
- Switches rated 800-1200 amps use Class L fuses and have a UL Listed short circuit rating of 100,000 rms symmetrical amps
- UL Listed as service entrance equipment when installed in accordance with the National Electric Code

All GE Heavy Duty safety switches carry the following certifications:

- UL Listed and cUL Listed
(UL98 Enclosed Switches/CSA-C22.2 No. 4-04)
- Federal Specification WS-865C
- NEMA Enclosed Safety Switch Standard KS1-2013
- Seismic Certified



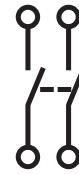
Fusible, Two-pole,
240 Volts AC; 250 Volts DC
and Fusible Two-pole,
600 Volts DC,
(2 poles in series for 600 Vdc)



Fusible,
Four-wire solid neutral,
208/120 and 240 Volts AC



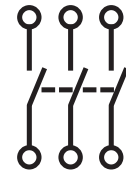
Fusible, Three-pole,
Three-wire solid neutral,
120/240 and 240 Volts AC



Non-fusible,
Two-pole, 600 Volts DC



Fusible, Three-pole,
240 Volts AC
480, 480Y/277 and 600 Volts
AC-250 Volts DC



Non-fusible,
Three-pole, 480 and
600 Volts AC-250 Volts DC
or Two-pole with
switching neutral

Safety Switches Heavy Duty, Type TH

Section 4

Spec-Setter™ Safety Switches
30-1200 Amperes
240 Volts AC
250 Volts DC

Heavy Duty Safety Switches

	Amperage Rating	Product Number			Horsepower Rating				DC Hp
		NEMA Type 1 Indoor	NEMA Type 3R Outdoor	NEMA Type 5, 12	Single-Phase 240 Vac		Three-Phase 240 Vac		250 Vdc
					Standard Fuse	Time Delay	Standard Fuse	Time Delay	Standard Fuse
	30	TH3221	TH3221R	TH3221J ⁴	1.5	3			5
	60	TH3222	TH3222R	TH3222J ⁴	3	10			10
	100	TH3223	TH3223R	TH3223J ⁴	7.5	15			20
	200	TH3224 ^{1,2}	TH3224R ²	TH3224J ⁴	15				40
	400	TH3225 ^{1,2}	TH3225R ²	TH3225J			50	125	50
	600	TH3226 ^{1,2}	TH3226R ²	TH3226J			75	200	50
	800	TC72267 ^{3,6,7}	TC72267R ^{3,6,7}						
	1200	TC72268 ^{3,6,7}	TC72268R ^{3,6,7}						

	Amperage Rating	Product Number			Horsepower Rating				DC Hp
		NEMA Type 1 Indoor	NEMA Type 3R Outdoor	NEMA Type 5, 12	Single-Phase 240 Vac		Three-Phase 240 Vac		250 Vdc
					Standard Fuse	Time Delay	Standard Fuse	Time Delay	Standard Fuse
	30			TH3321J ⁴	1.5	3	3	7.5	5
	60			TH3322J ⁴	3	10	7.5	15	10
	400	TH3325 ¹	TH3325R				50	125	50
	600	TH3326 ¹	TH3326R				75	200	50

	Amperage Rating	Product Number			Horsepower Rating				DC Hp
		NEMA Type 1 Indoor	NEMA Type 3R Outdoor	NEMA Type 5, 12	Single-Phase 240 Vac		Three-Phase 240 Vac		250 Vdc
					Standard Fuse	Time Delay	Standard Fuse	Time Delay	Standard Fuse
	30	TH4321	TH4321R	TH4321J ⁴	1.5	3	3	7.5	5
	60	TH4322	TH4322R	TH4322J ⁴	3	10	7.5	15	10
	100	TH4323	TH4323R	TH4323J ⁴	7.5	15	15	30	20
	200	TH4324 ^{1,2}	TH4324R ²	TH4324J ⁴	15		25	60	40
	400	TH4325 ^{1,2}	TH3325R ^{5,8}	TH4325J			50	125	50
	600	TH4326 ^{1,2}	TH3326R ^{5,9}	TH4326J			75	200	50

Heavy Duty Safety Switches 6-Pole

	Amperage Rating	Product Number		Horsepower Rating				DC Hp
		NEMA Type 1, 3R, 5, 12 Indoor/Outdoor		Single-Phase 240 Vac		Three-Phase 240 Vac		250 Vdc
		Standard Fuse	Time Delay	Standard Fuse	Time Delay	Standard Fuse		
	30	TH6621		1.5	3	3	7.5	5
	60	TH6622		3	10	7.5	15	10
	100	TH6623		7.5	15	15	30	20
	200	TH6624		15		25	60	40

- ¹ Type 1 Enclosure: 200-600 Amp devices available factory reversed for bottom feed. Add "B" suffix.
- ² For switches CSA Certified for service entrance, add "C" suffix.
- ³ For switches suitable for service entrance applications in Canada, order TH3267C, TH3267RC, TH3268C and TH3268RC.
- ⁴ Available with Viewing Window. Add "W" suffix.
- ⁵ For switches suitable for service entrance applications in Canada, order TH4325RC and TH4326RC.
- ⁶ Rated 600 Vac only. Accepts Class L fuses only. Type HD electrical performance does not apply.
- ⁷ 3 wire with neutral kit ordered separately. For 800A use TNI67; for 1200A use TNI68A.
- ⁸ 4 wire with neutral kit ordered separately. For 400A use TNI65 or TNI65A.
- ⁹ 4 wire with neutral kit ordered separately. For 600A use TNI66.

Note: Many Heavy Duty Switches are available with a Stainless Steel enclosure. See page 4-12.

Accessories and Lug Sizes: See pages 2-25 to 2-30
Outlines, Dimensions and Knockouts: See pages 2-31 to 2-39

Safety Switches Heavy Duty, Type TH

Spec-Setter™ Safety Switches
30-1200 Amperes
600 Volts AC
600 Volts DC


Heavy Duty Safety Switches

Amperage Rating	Product Number		Horsepower Rating										DC Hp	
	NEMA Type 1 Indoor	NEMA Type 3R Outdoor	Three-Phase 240 Vac		Single-Phase 480 Vac		Three-Phase 480 Vac		Single-Phase 600 Vac		Three-Phase 600 Vac		125 Vdc	250 Vdc
	Standard Fuse	Time Delay	Standard Fuse	Time Delay	Standard Fuse	Time Delay	Standard Fuse	Time Delay	Standard Fuse	Time Delay	Standard Fuse	Time Delay	Standard Fuse	


Fusible / 2 Pole / 2 Wire / 600V / 50/60 Hz

800	TC72267 ^{1,2,7}	TC72267R ^{1,2,7}															
1200	TC72268 ^{1,2,7,8}	TC72268R ^{1,2,7,8}															


Fusible / 3 Pole / 3 Wire / 600V / 50/60 Hz

	30	TH3361	TH3361R		7.5	3	7.5	5	15	3	10	7.5	20			5		
			TH3361RF ⁵															
			TH3361RF ^{2,5}															
	60	TH3362	TH3362R			5	20	15	30	10	25	15	50	5		10		
			TH3362RF ⁵															
	100	TH3363	TH3363R				10	30	25	60	15	40	30	75		20		
	200	TH3364 ³	TH3364R ⁶				25	50	50	125	30	50	60	150		40		
	400	TH3365 ³	TH3365R	50	125				100	250			125	350		50		
600	TH3366 ³	TH3366R	75	200				150	400			200	500		50			
800	TC72367 ^{2,4}	TC72367R ⁴																
1200	TC72368 ^{2,4,8}	TC72368R ^{4,8}																

Fusible / 3 Pole / 4 Wire / 600V / 50/60 Hz (Neutral factory installed)


	30	TH4361	TH4361R		7.5	3	7.5	5	15	3	10	7.5	20			5
	60	TH4362	TH4362R			5	20	15	30	10	25	15	50	5		10
	100	TH4363	TH4363R			10	30	25	60	15	40	30	75		20	
	200	TH4364	TH4364R			25	50	50	125	30	50	60	150		40	

Fusible / 3 Pole / 4 Wire / 600V / 50/60 Hz CSA Certified for service entrance (Neutral factory installed)

	200	TH4364C	TH4364RC			25	50	50	125	30	50	60	150		40	
	400	TH4365C	TH4365RC	50	125			100	250			125	350		50	
	600	TH4366C	TH4366RC	75	200			150	400			200	500		50	
	800	TH4367C	TH4367RC													
	1200	TH4368C	TH4368RC													

Amperage Rating	Product Number		Horsepower Rating										DC Hp	
	NEMA Type 5, 12 Indoor	NEMA Type 3R, 5, 12 Outdoor	Three-Phase 240 Vac		Single-Phase 480 Vac		Three-Phase 480 Vac		Single-Phase 600 Vac		Three-Phase 600 Vac		125 Vdc	250 Vdc
	Standard Fuse	Time Delay	Standard Fuse	Time Delay	Standard Fuse	Time Delay	Standard Fuse	Time Delay	Standard Fuse	Time Delay	Standard Fuse	Time Delay	Standard Fuse	


Fusible / 3 Pole / 3 Wire / 600V / 50/60 Hz

	30	TH3361J ⁶	TH3361JR		7.5	3	7.5	5	15	3	10	7.5	20			5
	60	TH3362J ⁶	TH3362JR			5	20	15	30	10	25	15	50	5		10
	100	TH3363J ⁶	TH3363JR			10	30	25	60	15	40	30	75		20	
	200	TH3364J ⁶	TH3364JR			25	50	50	125	30	50	60	150		40	
	400	TH3365J	TH3365JR	50	125			100	250			125	350		50	
	600	TH3366J	TH3366JR	75	200			150	400			200	500		50	

Heavy Duty Safety Switches 6-Pole

Amperage Rating	Product Number		Horsepower Rating								DC Hp	
	NEMA Type 1, 3R, 5, 12 Indoor/Outdoor		Single-Phase 480 Vac		Three-Phase 480 Vac		Single-Phase 600 Vac		Three-Phase 600 Vac		250 Vdc	
	Standard Fuse	Time Delay	Standard Fuse	Time Delay	Standard Fuse	Time Delay	Standard Fuse	Time Delay	Standard Fuse	Time Delay	Standard Fuse	

Fusible / 6 Pole / 6 Wire / 600V / 50/60 Hz

	30	TH6661		3	7.5	5	15	3	10	7.5	20		5
	60	TH6662		5	20	15	30	10	25	15	50		10
	100	TH6663		10	30	25	60	15	40	30	75		20
	200	TH6664		25	50	50	125	30	50	60	150		40

¹ 3 wire with neutral kit ordered separately. For 800A use TNI67; for 1200A use TNI68A.

² Rated 600 Vac only. Accepts Class L fuses only. Type HD electrical performance does not apply.

³ Type 1 Enclosure: 200-600 Amp devices available, factory reversed for bottom feed. Add "B" suffix.

⁴ 4 wire with neutral kit ordered separately. For 800A use TNI67; for 1200A use TNI68A.

⁵ Farm Switch with oversize Type 3R enclosure with vertical hinge. See page 4-30 for dimensions.

⁶ Available with Viewing Window. Add "W" suffix.

⁷ For switches suitable for service entrance applications in Canada, order TH3267C, TH3267RC, TH3268C and TH3268RC.

⁸ Suitable for use as service entrance equipment except on 1200A solidly grounded wye systems per NEC 230.95.

Safety Switches Heavy Duty, Type TH

Section 4

Spec-Setter™ Safety Switches
30-1200 Amperes
240, 480, 600 Volts AC
600 Volts DC

Heavy Duty Safety Switches

	Amperage Rating	Product Number			Horsepower Rating						DC Hp 250 Vdc Standard
		NEMA Type 1 Indoor	NEMA Type 3R Outdoor	NEMA Type 5, 12	Single-Phase 240 Vac	Three-Phase Standard	Single-Phase 480 Vac	Three-Phase Standard	Single-Phase 600 Vac	Three-Phase Standard	
Non-Fusible / 3 Pole / 3 Wire / 240V / 50/60 Hz											
	30	THN3321			3	10					5
Non-Fusible / 3 Pole / 3 Wire / 600V / 50/60 Hz											
	30	THN3361 ²	THN3361R	THN3361J ^{2,3}	3	10	7.5	20	10	30	5
			THN3361RF ⁴								
			THN3361RF ^{2,4}								
	60	THN3362 ²	THN3362R	THN3362J ^{2,3}	10	20	20	50	25	60	10
			THN3362RF ⁴								
	100	THN3363 ²	THN3363R	THN3363J ^{2,3}	20	40	30	75	40	100	20
	200	THN3364 ^{1,2}	THN3364R	THN3364J ³	30	60	50	125	50	150	40
	400	THN3365 ¹	THN3365R	THN3365J		125		250		350	50
	600	THN3366 ¹	THN3366R	THN3366J		200		400		500	50
800	TC36367										
1200	TC36368 ⁵										

Heavy Duty Safety Switches 6-Pole

Non-Fusible / 6 Pole / 6 Wire / 600V / 50/60 Hz											
	30	THN6661			3	7.5		15	10	20	5
	60	THN6662			10	20		30	25	50	10
	100	THN6663			15	30		60	40	75	20
	200	THN6664			15	50		125	50	150	40

- ¹ Type 1 Enclosure: 200-600 Amp devices available factory reversed for bottom feed. Add "B" suffix.
- ² Available with Copper Lug. Add "CL" suffix
- ³ Available with Viewing Window. Add "W" suffix.
- ⁴ Farm switch with oversize Type 3R enclosure and vertical hinge. See page 4-30 for dimensions.
- ⁵ Suitable for use as service entrance equipment except on 1200A solidly grounded wye systems per NEC 230.95.

DC Rated Heavy Duty Safety Switches

	Amperage Rating	Product Number			DC Horsepower Ratings					
		NEMA Type 1 Indoor	NEMA Type 3R Outdoor	NEMA Type 5, 12	125 Vdc		250 Vdc	600 Vdc		
					Standard Fuse	Time Delay	Standard Fuse	Standard Fuse	Time Delay	
Fusible / 2 Pole / 2 Wire / 600Vdc / 50/60 Hz										
	30	TH2261DC	TH2261RDC	TH2261JDC	2	3	5	10	15	
	60	TH2262DC	TH2262RDC	TH2262JDC	5		10	25		
	100	TH2263DC	TH2263RDC	TH2263JDC			20	25		
Non-Fusible / 2 Pole / 2 Wire / 600Vdc / 50/60 Hz										
	30	THN2261DC	THN2261RDC	THN2261JDC	3		5	15		
	60	THN2262DC	THN2262RDC	THN2262JDC	5		10	25		
	100	THN2263DC	THN2263RDC	THN2263JDC			20	25		

Interlocked Receptacle Switches

	Amperage Rating	Product Number		Receptacle Manufacturer	Mating Receptacle	Horsepower Rating
		NEMA Type 5, 12 Indoor	NEMA Type 4/4X			
Fusible / 3 Pole / 3 Wire / 600V / 50/60 Hz						
	60	TH3362JCH	TH3362JCHSS	Crouse Hinds	Arktite #APJ6485	For horsepower ratings, see switch without "CH" or "CHSS" suffix.
Non-Fusible / 3 Pole / 3 Wire / 600V / 50/60 Hz						
	60	THN3362JCH	THN3362JCHSS	Crouse Hinds	Arktite #APJ6485	For horsepower ratings, see switch without "CH" or "CHSS" suffix.

Accessories and Lug Sizes: See pages 2-25 to 2-30
Outlines, Dimensions and Knockouts: See pages 2-31 to 2-39

Safety Switches

Heavy Duty Stainless Steel, Type TH

Spec-Setter™ Safety Switches

30-600 Amperes

240, 600 Volts AC

600 Volts DC

Heavy Duty Stainless Steel, Type TH

- Designed for commercial and industrial applications in **corrosive environments** where safety, high performance and continuity of service are essential.
- 30-600 amps
- 600 Vac maximum, 600 Vdc maximum in fusible or non-fusible units, indoor or outdoor enclosures
- Donut handle ideal for hook stick operation and accepts 3 padlocks in the OFF position
- Three or four welded mounting brackets
- Spring reinforced fuse clips assure reliable contact for cool operation. Suitable for Class H, K, J or R fuses.
- The conductor rating is 60/75°C
- Short circuit ratings are UL Listed to 200,000 rms symmetrical amps when Class J or R fuses are installed
- Horsepower ratings are to UL Listed maximums
- UL Listed as service entrance equipment when installed in accordance with the National Electric Code

We offer two types of NEMA 4X enclosures:

—Grade 304 Stainless Steel (order product numbers with SS suffix)

NEMA Type 4X Grade 304 Stainless Steel

—Helps protect against falling dirt, rain, sleet, snow, wind-blown dust, splashing water, hose-directed water and corrosion

—Applications in harsh environments such as food and beverage, coastal, mining

—Grade 316 Stainless Steel (order product numbers with SS316 suffix)

NEMA Type 4X 316 Stainless Steel, Water and Dust-tight

—Chemical composition that makes it more resistant to general corrosion and pitting/crevice corrosion than 304 Stainless Steel

—Higher creep, stress-to-rupture and tensile strength at elevated temperatures than 304 Stainless Steel

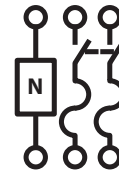
—Excellent resistance to reducing acids and similar media

—Provides enhanced protection over 304 Stainless Steel in environments with salts and chemicals

—Applications in extremely harsh environments such as water/waste water, marine

All GE Heavy Duty Stainless Steel safety switches carry the following certifications:

- UL Listed and cUL Listed
(UL98 Enclosed Switches/CSA-C22.2 No. 4-04)
- Federal Specification WS-865C
- NEMA Enclosed Safety Switch Standard KS1-2013
- Seismic Certified



Fusible, Two-pole,
Three-wire solid neutral,
240 Volts AC, 250 Volts DC



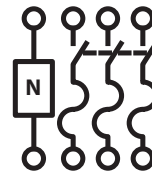
Non-fusible, Three-pole,
Three-wire, or Two-pole
with switching neutral,
600 Volts AC



Fusible, Three-pole,
Three-wire, 600 Volts AC



Fusible, Two-pole,
Two-wire, 600 Volts DC



Fusible, Three-pole,
Four-wire solid neutral,
240 Volts AC



Non-fusible, Two-pole,
Two-wire, 600 Volts DC

Safety Switches Heavy Duty Stainless Steel, Type TH

Section 4

Spec-Setter™ Safety Switches
30-600 Amperes
240, 600 Volts AC
600 Volts DC

NEMA Type 4X Enclosure Grade 304 Stainless Steel (see footnote below for 316 Stainless Steel offering)

	Amperage	Product Number	Horsepower Ratings				DC Horsepower Ratings	
			Single-Phase 240 Vac		Three-Phase 240 Vac		250 Vdc	
			Standard Fuse	Time Delay	Standard Fuse	Time Delay	Standard Fuse	
Fusible / 2 Pole / 2 Wire / 240V / 50/60 Hz								
	30	TH2221SS ^{1,2}	1.5	3				5
	60	TH2222SS ^{1,2}	3	10				10
Fusible / 2 Pole / 3 Wire / 240V / 50/60 Hz (Neutral factory installed)								
	30	TH3221SS ^{1,2}	1.5	3				5
	60	TH3222SS ^{1,2}	3	10				10
	100	TH3223SS ^{1,2}	7.5	15				20
	200	TH3224SS ^{1,2}	15					40
	400	TH3225SS			50	125		50
	600	TH3226SS			75	200		50
Fusible / 3 Pole / 3 Wire / 240V / 50/60 Hz								
	30	TH3321SS ^{1,2}	1.5	3	3	7.5		5
	60	TH3322SS ^{1,2}	3	10	7.5	15		10
Fusible / 3 Pole / 4 Wire / 240V / 50/60 Hz (Neutral factory installed)								
	30	TH4321SS ^{1,2}	1.5	3	3	7.5		5
	60	TH4322SS ^{1,2}	3	10	7.5	15		10
	100	TH4323SS ^{1,2}	7.5	15	15	30		20
	200	TH4324SS ^{1,2}	15		25	60		40
	400	TH4325SS			50	125		50
	600	TH4326SS			75	200		50

	Amperage	Product Number	Horsepower Ratings										DC Horsepower Ratings		
			Three-Phase 240 Vac		Single-Phase 480 Vac		Three-Phase 480 Vac		Single-Phase 600 Vac		Three-Phase 600 Vac		125 Vdc		250 Vdc
			Std Fuse	Time Delay	Std Fuse	Time Delay	Std Fuse	Time Delay	Std Fuse	Time Delay	Std Fuse	Time Delay	Std Fuse	Time Delay	Std Fuse
Fusible / 3 Pole / 3 Wire / 600V / 50/60 Hz															
	30	TH3361SS ^{1,2,4}		7.5	3	7.5	5	15	3	10	7.5	20	2	3	5
	60	TH3362SS ^{1,2,4}			5	20	15	30	10	25	15	50	5		10
	100	TH3363SS ^{1,2,4}			10	30	25	60	15	40	30	75			20
	200	TH3364SS ^{1,2,4}			25	50	50	125	30	50	60	150			40
	400	TH3365SS ⁴	50	125			100	250			125	350			50
600	TH3366SS ⁴	75	200			150	400			200	500			50	
Non-Fusible / 3 Pole / 3 Wire / 600V / 50/60 Hz															
	30	THN3361SS ^{1,2,3,4}	10		7.5		20		10		30		3		5
	60	THN3362SS ^{1,2,3,4}	20		20		50		25		60		5		10
	100	THN3363SS ^{1,2,4}	40		30		75		40		100				20
	200	THN3364SS ^{1,2,3,4}	60		50		125		50		150				40
	400	THN3365SS ⁴	125				250				350				50
600	THN3366SS ⁴	200				400				500				50	

DC Rated Heavy Duty Stainless Steel Safety Switches

	Amperage	Product Number	DC Horsepower Ratings					
			125 Vdc		250 Vdc		600 Vdc	
			Standard Fuse	Time Delay	Standard Fuse	Time Delay	Standard Fuse	Time Delay
Fusible / 2 Pole / 2 Wire / 600Vdc / 50/60 Hz								
	30	TH2261SSDC		3	5		10	15
	60	TH2262SSDC	5		10		25	
	100	TH2263SSDC			20		25	
Non-Fusible / 2 Pole / 2 Wire / 600Vdc / 50/60 Hz								
	30	THN2261SSDC	3		5		15	
	60	THN2262SSDC	5		10		25	
	100	THN2263SSDC			20		25	

¹ For switches manufactured in the USA, add BA suffix.

² Available with Viewing Window - add W suffix

³ Available with Copper Lugs - add CL suffix

⁴ Available in NEMA Type 4X Enclosure Grade 316 Stainless Steel - add "316" suffix.

Selected Double Throw safety switches available in stainless steel. Refer to page 4-16.

Note: See page 4-2 for Short Circuit Ratings and page 4-22 for Lug Wire Sizes Line and Load Terminals.

Accessories and Lug Sizes: See pages 2-25 to 2-30

Outlines, Dimensions and Knockouts: See pages 2-31 to 2-39

Safety Switches Mill Duty, Type TH

Spec-Setter™ Safety Switches
30-600 Amperes
240, 480, 600 Volts AC
250, 600 Volts DC

Mill Duty, Type TH Switches

- Designed for mill, foundry and industrial applications where safety, high performance and continuity of service are required
- 30-600 amps
- 600Vac maximum, 600Vdc maximum in fusible or non-fusible units
- NEMA Type 4/4X Grade 304 Stainless Steel (hose directed, splashing and falling liquids, dust, lint, fibers, coolants, metal filings)
- NEMA Type 12 (dust, lint, fibers, coolants, metal filings and other non-corrosive contaminants) enclosures
- Donut handle ideal for hook stick operation and accepts 3 padlocks in the OFF position
- Manual interlock defeat knob permits contact inspection when switch is in the OFF position
- Three or four point mounting brackets
- Spring reinforced fuse clips assure reliable contact for cool operation. Suitable for Class H, K, J or R fuses, where applicable.
- Equipment ground lugs provided. Lugs approved for both copper and aluminum wire; 60/75°C rated tang lugs are field convertible to compression (crimp) connectors
- Short circuit ratings are UL Listed to 200,000 rms symmetrical amps when Class J or R fuses are installed
- UL Listed as service entrance equipment when installed in accordance with the National Electric Code

All GE Mill Duty safety switches carry the following certifications:

- UL Listed and cUL Listed
(UL98 Enclosed Switches/CSA-C22.2 No. 4-04)
- Federal Specification WS-865C
- NEMA Enclosed Safety Switch Standard KS1-2013
- Seismic Certified



Fusible, Two-pole, 240 Volts AC - 250 Volts DC



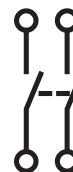
Fusible, Three-pole, 240 Volts AC, Fusible



Fusible, Two-pole, 240 Volts AC; 250 Volts DC and Fusible, Two-pole, 600 Volts DC (2 poles in series for 600 Vdc)



Fusible, Three-pole, 480 and 600 Volts AC - 250 Volts DC



Non-fusible, Two-pole, 600 Volts DC



Non-fusible, Three-pole, 480 and 600 Volts AC - 250 Volts DC

Safety Switches

Mill Duty, Type TH

Spec-Setter™ Safety Switches

300-600 Amperes


240, 480, 600 Volts AC

250, 600 Volts DC


Mill Duty Safety Switches

Amperage Rating	Product Number ²		Horsepower Rating				DC Horsepower Rating	
	NEMA Type 12	NEMA Type 4X Grade 304 Stainless Steel	Single-Phase 240 Vac		Three-Phase 240 Vac		250 Vdc	
			Standard Fuse	Time Delay	Standard Fuse	Time Delay	Standard Fuse	

Fusible / 2 Pole / 2 Wire / 240V / 50/60 Hz


	30	TH2221M	TH2221MSS	1.5	3			5
	60	TH2222M	TH2222MSS	3	10			10
	100	TH2223M	TH2223MSS	7.5	15			10
	200	TH2224M	TH2224MSS	15				40

Fusible / 3 Pole / 3 Wire / 240V / 50/60 Hz


	30	TH3321M	TH3321MSS	1.5	3	3	7.5	5
	60	TH3322M ¹	TH3322MSS	3	10	7.5	15	10
	100	TH3323M	TH3323MSS	7.5	15	15	30	20
	200	TH3324M	TH3324MSS	15		25	60	40
	400	TH3325M	TH3325MSS			50	125	50
	600	TH3326M	TH3326MSS			75	200	50

Amperage Rating	Product Number ²		Horsepower Rating										DC Horsepower Rating		
	NEMA Type 12	NEMA Type 4X Grade 304 Stainless Steel	Three-Phase 240 Vac		Single-Phase 480 Vac		Three-Phase 480 Vac		Single-Phase 600 Vac		Three-Phase 600 Vac		125 Vdc		250 Vdc
			Standard Fuse	Time Delay	Standard Fuse	Time Delay	Standard Fuse	Time Delay	Standard Fuse	Time Delay	Standard Fuse	Time Delay	Standard Fuse	Time Delay	Standard Fuse

Fusible / 3 Pole / 3 Wire / 600V / 50/60 Hz

	30	TH3361M ¹	TH3361MSS		7.5	5	7.5	5	15	3	10	7.5	20	2	3	5
	60	TH3362M	TH3362MSS ¹			5	20	15	30	10	25	15	50	5		10
	100	TH3363M	TH3363MSS			10	30	25	60	15	40	30	75			20
	200	TH3364M	TH3364MSS			25	50	50	125	30	50	60	150			40
	400	TH3365M	TH3365MSS	50	125				100	250			125	350		50
	600	TH3366M	TH3366MSS	75	200				150	400			200	500		50


Non-Fusible / 3 Pole / 3 Wire / 600V / 50/60 Hz

	30	THN3361M	THN3361MSS ¹	10		7.5	20		10		30					5
	60	THN3362M ¹	THN3362MSS	20		20	50		25		60					10
	100	THN3363M	THN3363MSS	40		30	75		40		100					20
	200	THN3364M	THN3364MSS	60		50	125		50		150					40
	400	THN3365M	THN3365MSS	125			250				350					50
	600	THN3366M	THN3366MSS	200			400				500					50

DC Rated Mill Duty Safety Switches

Amperage Rating	Product Number ² NEMA Type 12	Horsepower Rating					
		125 Vdc		250 Vdc		600 Vdc	
		Standard Fuse	Time Delay	Standard Fuse	Time Delay	Standard Fuse	Time Delay

Fusible / 2 Pole / 2 Wire / 600Vdc / 50/60 Hz

	30	TH2261MDC	2	3	5		10	15
	60	TH2262MDC	5		10		25	
	100	TH2263MDC			20		25	

Non-Fusible / 2 Pole / 2 Wire / 600Vdc / 50/60 Hz

	30	THN2261MDC	3		5		15	
	60	THN2262MDC	5		10		25	
	100	THN2263MDC			20		25	

¹Available with Viewing Window - add W suffix.

²All Mill Duty switches accept neutral and auxiliary contact kits. Order from page 4-22 and 4-23.

Type TH Interrupting and Withstand Ratings

Ampere Rating	Interrupting Rating Amps ³ Symmetrical 600 volts AC, 3-phase	Fuse Clearing ⁴ (I ² t x 10 ³)
30A	360	50
60A	1200	200
100A	1200	500
200A	3,400	2,000
400A	10,000	6,000
600A	10,000	12,000

³Maximum current at rated voltage that switch will interrupt three times without assistance from an external device.

⁴Peak let-through energy for withstandability and circuit closing tests.

Lug Wire Sizes Line and Load Terminals

Ampere Rating	Wire Range AWG/kcmil Copper	Wire Range AWG/kcmil Aluminum
30A (240V)	14-8	12-8
30A (600V)	14-6	14-6
60A	14-2	14-2
100A	14-1/0	12-1/0
200A	2-250	-
400A	(1) 2-600 or (2) 1/0-250	-
600A	(2) 4-600	-

Accessories and Lug Sizes: See pages 2-25 to 2-30

Outlines, Dimensions and Knockouts: See pages 2-31 to 2-39

Safety Switches

Double Throw Switches

Spec-Setter™ Safety Switches

Type TC, Type TDT
 240, 480, 600 Volts AC
 250 Volts DC

Non-Fused Double Throw Type TC

Fusible Double Throw Type TDT

- Designed for application where safety, high performance, and continuity of service are required
- Highly visible ON/OFF label
- Bright red handle
- Self-leveling three point mounting pattern
- Lockable three position (ON-OFF-ON) handle
- Lockable cover latch
- 60°C and 75°C conductor ratings
- Quick-make, quick-break mechanisms 30-1200 amps
- Use of common fuses in stacked design 600-1200 amps; fewer fuses required and reduced enclosure size

Our Double Throw safety switches meet the following standards:

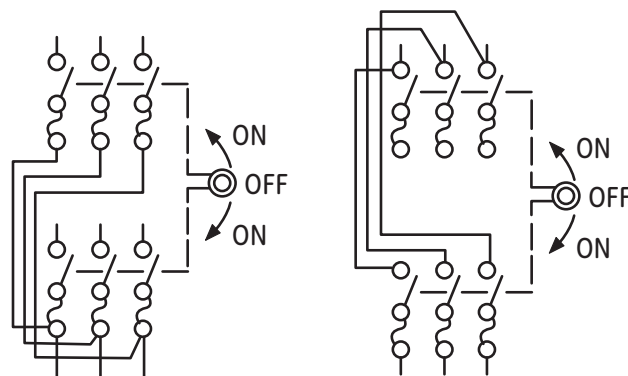
- UL Listed and cUL Listed (UL98 Enclosed Switches/CSA-C22.2 No. 4-04)
- Federal Specification W-S-865C
- NEMA Enclosed Switch Standard KS1 – 2013
- Seismic Certified



TC35322, Type TC Indoor Double Throw Switch



TDT3362, Type TDT Indoor Double Throw Switch



Fusible / 3 Pole / 3 Wire / Two Sources / One Load

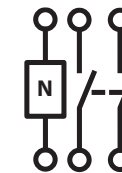
Fusible / 3 Pole / 3 Wire / One Source / Two Loads



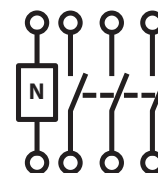
Non-fusible, Three-pole, Three-wire, 240 Volts AC, 250 Volts DC



Non-fusible, Three-pole, Three-wire, 600 Volts AC, 250 Volts DC



Non-fusible, Three-wire solid neutral, 120/240 Volts AC



Non-fusible, Four-wire solid neutral, 240 Volts AC

Safety Switches

Double Throw Switches

Spec-Setter™ Safety Switches

Type TC, Type TDT

240, 480, 600 Volts AC

250 Volts DC

Fusible

Amperage Rating	Product Number		Horsepower Rating												DC Horsepower Rating						
	NEMA Type 1 Indoor	NEMA Type 3R Outdoor	Single-Phase						Three-Phase						125 Vdc		250 Vdc				
			120 Vac		240 Vac		120 Vac		240 Vac		480 Vac		600 Vac		Std Fuse	Time Delay	Std Fuse	Time Delay			
			Std Fuse	Time Delay	Std Fuse	Time Delay	Std Fuse	Time Delay	Std Fuse	Time Delay	Std Fuse	Time Delay	Std Fuse	Time Delay							
Fusible / 3 Pole / 3 Wire / 240V																					
30	TDT3321	TDT3321R	0.5	2	1.5	3	1.5	3	3	7.5								2	3	5	5
60	TDT3322	TDT3322R	1.5	3	3	10	3	7.5	7.5	15								5		10	10
100	TDT3323 ¹	TDT3323R ¹			7.5	15			15	30										20	
200	TDT3324 ¹	TDT3324R ¹			15	15			25	60										40	40
400	TDT3325 ¹	TDT3325R ¹							50	125										50	
600	TDT3326 ^{3,4}	TDT3326R ^{3,4}							50	125	100	250	125	350						50	50
800	TDT3327 ^{3,4}	TDT3327R ^{3,4}							100	125											
1200	TDT3328 ⁴	TDT3328R ⁴																			

Amperage Rating	Product Number			Horsepower Rating												DC Horsepower Rating								
	NEMA Type 1 Indoor	NEMA Type 3R Outdoor	NEMA Type 4X Stainless Steel	Single-Phase						Three-Phase						125 Vdc		250 Vdc						
				120 Vac		240 Vac		480 Vac		600 Vac		120 Vac		240 Vac		480 Vac		600 Vac		Time Delay	Std Fuse	Time Delay	Std Fuse	Time Delay
				Std Fuse	Time Delay	Std Fuse	Time Delay	Std Fuse	Time Delay	Std Fuse	Time Delay	Std Fuse	Time Delay	Std Fuse	Time Delay	Std Fuse	Time Delay							
Fusible / 3 Pole / 3 Wire / 600V																								
30	TDT3361	TDT3361R	TDT3361SS	0.5	2			3	7.5	3	10	1.5	3	3	7.5	5	15	7.5	20	3		5		
60	TDT3362 ¹	TDT3362R ¹	TDT3362SS ¹	1.5	3	3	10	5	20	10	25	3	7.5	7.5	15	15	30	15	50	5		10		
100	TDT3363 ¹	TDT3363R ¹	TDT3363SS ¹			7.5	15	10	30	15	40			15	30	25	60	30	75			20		
200	TDT3364 ¹	TDT3364R ¹	TDT3364SS ¹			15	15	25	50	30	50			25	25	50	125	60	150			40	40	
400	TDT3365 ²	TDT3365R ²	TDT3365SS ²											50	125	100	250	125	350			50	50	
600	TDT3366 ^{3,4}	TDT3366R ^{3,4}												50	125	100	250	125	350			50		
800	TDT3367 ^{3,4}	TDT3367R ^{3,4}												100	125	200	250	250	350					
1200	TDT3368 ^{4,5}	TDT3368R ^{4,5}																						

¹ Class J fuse option available when load base is moved.

² 400 Amp at 600V switches available with Class T fuse provision only.

³ Field convertible to Class T.

⁴ Stacked design requiring only one set of fuses (Class L).

⁵ Suitable for use as service entrance equipment except on 1200A solidly grounded wye systems per NEC 230.95.

Non-Fusible

Amperage Rating	Product Number			Horsepower Rating			DC Horsepower Rating		Lug Wire Sizes Line and Load Terminals		
	NEMA Type 1 Indoor	NEMA Type 3R Outdoor	NEMA Type 4X Stainless Steel	Three-Phase			125 Vdc	250 Vdc	AWG/kcmil		
				240 Vac	480 Vac	600 Vac					
Non-Fusible / 3 Pole / 3 Wire / 240V / 50/60 Hz											
30	TC35321	TC35321R		2							14-8 (Cu)
60	TC35322	TC35322R		3							14-4 (Cu)
100	TC35323	TC35323R		7.5							14-1/0 (Cu)
200	TC35324	TC35324R		15							6-250 (Cu)
400	TC35325	TC35325R		30							(2) 1/0-250 (Cu) or 2-600 (Cu)
600	TC35326 ²	TC35326R		50							(2) 3/0-350 (Cu) or 2-600 (Cu)
800	TC35327 ⁴	TC35327R ⁴		125	250	350		50			(2) 250 - (2) 500 (Cu/Al)
1200	TC35328	TC35328R		125							(3) 250 - (3) 500 (Cu/Al)

Non-Fusible / 3 Pole / 3 Wire / 600V / 50/60 Hz											
30	TC35361	TC35361R	TC35361SS	10	20	30		3	5		14-2 (Cu/Al)
60	TC35362	TC35362R		10	10	10					14-4 (Cu)
			TC35362SS	20	50	60		5	10		14-2 (Cu/Al)
100	TC35363	TC35363R		15	15	15					14-1/0 (Cu)
			TC35363SS	40	75	100		20			14-1/0 (Cu/Al)
200	TC35364	TC35364R		30	30	30					6-250 (Cu)
			TC35364SS	60	125	150		40			6-250 (Cu/Al)
400	TC35365 ^{1,2,3}										(2) 1/0-250 (Cu) or 2-600 (Cu)
		TC35365R	TC35365SS	125	250	350		50			(2) 1/0 - (2) 300 (Cu/Al) or ⁵ (1) 1/0 - 750 (Cu/Al)
600	TC35366 ^{1,2}										(2) 3/0-350 (Cu) or 2-600 (Cu)
		TC35366R	TC35366SS	125	250	350					(2) 250 - (2) 500 (Cu/Al)
800	TC35367 ⁴	TC35367R ⁴	TC35367SS	125	250	350					(3) 250 - (3) 500 (Cu/Al)
1200	TC35368 ⁶	TC35368R ⁶									(4) 1/0 - (4) 750 (Cu/Al)

¹ Not UL, cUL or CSA Listed.

² Not suitable for use as service equipment per NEC Article 702

³ No provision for auxiliary contact kit

⁴ Available with factory installed neutral. Add N suffix. For example: TC35327N.

⁵ Single barrel lug that accepts one or two cables per phase.

⁶ Suitable for use as service entrance equipment except on 1200A solidly grounded wye systems per NEC 230.95.

Accessories and Lug Sizes: See pages 2-25 to 2-30

Outlines, Dimensions and Knockouts: See pages 2-31 to 2-39

Safety Switches Double Throw Switches

Spec-Setter™ Safety Switches
Type TC, Type TDT
240, 480, 600 Volts AC
250 Volts DC

Type TC Accessories

Amperage Rating	Product Number			Neutral Kit	Ground Kit	Aux Contact		Control Pole
	NEMA Type 1 Indoor	NEMA Type 3R Outdoor	NEMA Type 4X Grade 304 Stainless Steel			1 Normally Open 1 Normally Closed	2 Normally Open 2 Normally Closed	
Non-Fusible / 3 Pole / 3 Wire / 240V								
30	TC35321	TC35321R		TNK100	TGL1	THAUXDT		
60	TC35322	TC35322R						
100	TC35323	TC35323R						
200	TC35324	TC35324R						
400	TC35325	TC35325R						
600	TC35326				TGL6			
		TC35326R		DT600NK				DS16CP
800	TC35327	TC35327R ¹		DT800NK	DS468GK	DS200EK1	DS200EK2	DS16CP
1200	TC35328	TC35328R		DT1200NK				
Non-Fusible / 3 Pole / 3 Wire / 600V								
30	TC35361	TC35361R	TC35361SS	DT100NK	DS100GK	DS200EK1	DS200EK2	DS16CP
60	TC35362	TC35362R		TNK100	TGL1	THAUXDT		
			TC35362SS	DT100NK	DS100GK	DS200EK1	DS200EK2	DS16CP
100	TC35363	TC35363R		TNK100	TNG3	THAUXDT		
			TC35363SS	DT100NK	DS100GK	DS200EK1	DS200EK2	DS16CP
200	TC35364	TC35364R		TNK200	TNG3	THAUXDT		
			TC35364SS	DT200NK	DS200GK	DS200EK1	DS200EK2	DS16CP
400	TC35365			TNK400	TGL6	THAUXDT		
		TC35365R	TC35365SS	DT400NK	DS468GK	DS200EK1	DS200EK2	DS16CP
600	TC35366				TGL6			
		TC35366R	TC35366SS	DT600NK				DS16CP
800	TC35367	TC35367R ¹	TC35367SS	DT800NK	DS468GK	DS200EK1	DS200EK2	DS16CP
1200	TC35368	TC35368R		DT1200NK				

¹ Order same accessories for the "N" version.

Type TDT Accessories

Voltage	Amps	Product Number			Neutral Kit	Ground Kit	Standard Fuse Class	"R" Fuse Adapter Kit	"T" Fuse Adapter Kit	"J" Fuse Adapter Kit	Aux Contact		Control Pole
		NEMA Type 1 Indoor	NEMA Type 3R Outdoor	NEMA Type 4X Stainless Steel							1 Normally Open 1 Normally Closed	2 Normally Open 2 Normally Closed	
240V	30	TDT3321	TDT3321R		DT100NK	DS100GK	H	DS12FK			DS200EK1	DS200EK2	DS16CP
	60	TDT3322	TDT3322R				H	DS16FK					
	100	TDT3323	TDT3323R				H	DS36FK					
	200	TDT3324	TDT3324R		DT200NK	DS200GK	H	DS46FK		move up			
	400	TDT3325	TDT3325R		DT400NK	DS468GK	H	DS56FK	DS526TK ²				
	600	TDT3326	TDT3326R		DT600NK		J		DT626TK ²				
	800	TDT3327	TDT3327R		DT800NK	DS468GK	L		DT726TK ²				
	1200	TDT3328	TDT3328R		DT1200NK		L		move up				
600V	30	TDT3361	TDT3361R	TDT3361SS	DT100NK	DS100GK	H	DS16FK			DS200EK1	DS200EK2	DS16CP
	60	TDT3362	TDT3362R	TDT3361SS			H	DS26FK					
	100	TDT3363	TDT3363R	TDT3361SS			H	DS36FK					
	200	TDT3364	TDT3364R	TDT3361SS	DT200NK	DS200GK	H	DS46FK		move up			
	400	TDT3365	TDT3365R	TDT3361SS	DT400NK	DS468GK	T			DT400JK ³			
	600	TDT3366	TDT3366R		DT600NK		J		DT666TK ²				
	800	TDT3367	TDT3367R		DT800NK	DS468GK	L		DS766TK ²				
	1200	TDT3368	TDT3368R		DT1200NK		L		move up				

² Kits come with 1 pole - must order 3 for 3-pole switch

³ Kits come with 6 poles


Safety Switches

Emergency Power Transfer Switches, Type TC

Spec-Setter™ Safety Switches

Type TC Outdoor Emergency Power Transfer Switches

- Designed for residential or light commercial applications where duty is not severe
- Suitable for use as service entrance equipment when installed in accordance with National Electrical Code
- Wide range of interchangeable rain-tight conduit hubs available
- Plated copper current-carrying parts increase longevity and performance
- Bonding strap can be used to ground neutral for service entrance applications
- Positive make and break is provided by fiber loop straps between knife blade contacts and one piece operating yoke
- Lockable three-position (ON-OFF-ON) handle
- Galvanized steel enclosure with drip shield
- 60°C and 75°C conductor ratings
- Not quick-make, quick-break



TC10323R, Type TC Outdoor
Emergency Power Transfer Switch

All GE Emergency Power Transfer Switches carry the following certifications:

- UL Listed and cUL Listed (UL98 Enclosed Switches/CSA-C22.2 No. 4-04)
- Federal Specification WS-865C
- NEMA Enclosed Safety Switch Standard KS1-2013
- Seismic Certified

Emergency Power Transfer Switches

	Amperage Rating	Product Number NEMA Type 3 Outdoor
Non-Fusible / 2 Pole / 3 Wire / 120/240V / 50/60Hz	100	TC10323R
	200	TC10324R
Non-Fusible / 3 Pole / 4 Wire / 240V / 50/60Hz	200	TC10424R

Accessories and Lug Sizes: See pages 2-25 to 2-30
 Outlines, Dimensions and Knockouts: See pages 2-31 to 2-39

Safety Switches Double Throw Switches

Service Equipment Ratings and Fuse Class Chart

Section 4

Non-Fusible Switches				Fusible Switches							
Max Voltage	Amp	Product No.	Suitable for use as Service Equipment	Product No.	Suitable for use as Service Equipment	When used with a neutral, the following ratings also apply:	Std Fuse Class	Optional Fuse Kit			
120/240	100A	TC10323R	Yes								
	200A	TC10324R									
240	30A	TC35321	Yes ¹	TDT3321	with DT100NK	120/240 VAC 125/250 VDC 4 Wire S/N	H	R - DS12FK 3P			
		TC35321R		TDT3321R				R - DS16FK 3P			
	60A	TC35322	Yes ¹	TDT3322				R - DS36FK 3P			
		TC35322R		TDT3322R							
	100A	TC35323	Yes ¹	TDT3323							
		TC35323R		TDT3323R							
	200A	TC10424R	Yes ¹		with DT200NK	120/240 VAC 125/250 VDC 4 Wire S/N	H	R - DS46FK 3P J - move up			
		TC35324		TDT3324							
		TC35324R		TDT3324R							
	400A	TC35325	Yes ¹	TDT3325	with DS800NK	120/240 VAC 125/250 VDC 4 Wire S/N	H	R - DS56FK 3P			
		TC35325R		TDT3325R							
	600A	TC35326	No	TDT3326				J	T - DT626TK 1P		
		TC35326R	with DS468GK	TDT3326R							
	800A	TC35327	with DT800BK	TDT3327				L	T - DT726TK 1P		
		TC35327N	Yes (neutral inc.)								
		TC35327R	with DT800BK	TDT3327R							
		TC35327RN	Yes (neutral inc.)								
	1200A	TC35328	Yes	TDT3328				with DT1200NK	120/240 VAC 4 Wire S/N	L	T - move up
TC35328R		TDT3328R									
600	30A	TC35361	with DT100NK or DT100BK	TDT3361				with DT100NK	277/480 VAC 4 Wire S/N	H	R - DS16FK 3P
		TC35361R		TDT3361R							R - DS26FK 3P
		TC35361SS		TDT3361SS							
	60A	TC35362	Yes ¹	TDT3362	with DT100NK or DT100BK	TDT3362SS	R - DS36FK 3P				
		TC35362R		TDT3362R							
		TC35362SS									
	100A	TC35363	Yes ¹	TDT3363	with DT200NK	120/240 VAC 125/250 VDC 4 Wire S/N	H	R - DS46FK 3P J - move up			
		TC35363R		TDT3363R							
		TC35363SS		TDT3363SS							
	200A	TC35364	Yes ¹	TDT3324	with DS800NK	277/480 VAC 4 Wire S/N	J	T - DT666TK 1P			
		TC35364R		TDT3324R							
		TC35364SS		TDT3364SS							
	400A	TC35365	Yes	TDT3365	with DS800NK	277/480 VAC 4 Wire S/N	T	J - DT400JK 6P			
		TC35365R	with DT400NK or DT400BK	TDT3365R							
		TC35365SS	TDT3365SS								
	600A	TC35366	No	TDT3366	with DS800NK	277/480 VAC 4 Wire S/N	J	T - DT666TK 1P			
		TC35366R	with DT600NK or DT600BK	TDT3366R							
		TC35366SS	with DS468GK								
TC35367		with DT800BK	TDT3367								
TC35367N		Yes									
800A	TC35367R	with DT800BK	TDT3367R	L	T - DS766TK 1P						
	TC35367RN	Yes									
	TC35367SS	with DS468GK									
	TC35368	with DT1200NK ²	TDT3368			with DT1200NK	2	L	T - move up		
TC35368R	TDT3368R										

¹ Not in Canada

² 120/208V AC; 4 Wire S/N

up to 600V AC; 3 Wire w/ <150V to ground

277/480V AC; for continuous industrial process or where neutral is not solidly grounded or source intended for fire pump

Safety Switches Definite Purpose

Spec-Setter™ Safety Switches

Section 4

Manual Motor Starters

- UL Listed.
- Toggle operated tumbler.
- Copper wire only, 14-10 AWG.
- No overload protection.
- Standard Package = 50 pcs/carton.

No. of Poles	Ampere Rating ¹	System Voltage	HP 110 Vac	HP 240 Vac	HP 480 Vac	HP 600 Vac	Switch Only (no enclosure)	Type 1 Indoor Enclosure
							Product Number	Product Number
2	30A	240Vac	-	2	2	2	TC2228S	TC2228
3	30A	240Vac						
	20A	480Vac	3	7 1/2	15	15	TC2368S	TC2368
	20A	600Vac						

¹2-Pole manual motor starters do not have a general duty rating at 480 Vac or 600 Vac
Manual motor starters are not rated for Tungsten or DC lamp loads



TC2368S, Manual Motor Starter

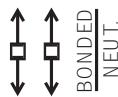
Safety Switches

AC Disconnects

Spec-Setter™ Safety Switches

Air Conditioner Disconnects

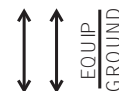
- Puller or Non-Automatic Type
- UL and cUL Listed
 - Fusible – UL869
 - Service Equipment
 - No fuse – UL1429
 - Enclosed Pull-out Switch



Fusible



Non-automatic



No Fuse

Steel Disconnects N3R Outdoor Enclosure

Type	Volts	Fusing	Amps	HP Rating	Product No.	Standard Package
Pullout	240V	Fusible	30	3	TF30R	6
			60	10	TF60R	
		Non-Fusible	60	10	TFN60R	
Non-Automatic	240V	Non-Fusible	60	10	TNA60R1 ¹	

¹Device does not have removable closing cap.



TF30R



TF60R



TFN60R



TNA60R1

Plastic Disconnects N3R Outdoor Enclosure

Type	Volts	Fusing	Amps	HP Rating	Product No.	Standard Package
Pullout	240V	Fusible	30	3	TPF30R	6
			60	10	TPF60R	
		Non-Fusible	60	10	TPN60R	
			60	10	TPN60R1 ¹	
Non-Automatic	240V	Non-Fusible	60	10	TPNA60R1 ¹	

¹Device does not have removable closing cap.



TPF30R



TPF60R



TPN60R



TPN60R1

Steel Disconnects N3R Outdoor Enclosure with Ground Fault Receptacle

Type	Volts	Fusing	Amps	HP Rating	Product No.	Standard Package
Pullout	240V	Non-Fusible	60	10	TFN60RGFR ²	6
Non-Automatic					TNA60RGFR ²	

²These disconnects include a GFCI outlet



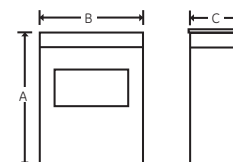
TFN60RGFR

Wire Range Table

Connector	Copper		Aluminum	
	Solid	Stranded	Solid	Stranded
Line	14 - 8	14 - 2	12 - 8	12 - 2
Load	14 - 8	14 - 2	12 - 8	12 - 2
Neutral	-	-	-	-
Equipment Ground	12 - 8	12 - 2	12 - 8	12 - 2

Dimensions (inches)

Product No.	Height (A)	Width (B)	Depth (C)
TF30R	7.5	5.19	2.5
TF60R	9.25	5.19	2.5
TFN60R	7.5	5.19	2.5
TFN60RGFR	7.13	5.5	5.19
TNA60R1	7.5	5.19	2.5
TNA60RGFR	7.13	5.5	5.19
TPF30R	7	5.75	3.13
TPF60R	7	5.75	3.13
TPN60R	8	5	3
TPN60R1	7.5	5.19	2.5
TPNA60R1	7	5.75	3.13



Safety Switches

Accessories: NEMA Type 1 and 3R Enclosures

Spec-Setter™ Safety Switches

30-600 Amperes: TG and TH

800-1200 Amperes: TC (Single Throw Fuse Only)

Equipment Ground Kits

Ampere Rating	Product Number	Wire Range AWG/kcmil Copper	Wire Range AWG/kcmil Aluminum	Std. Pkg
30A	TGL1	(4) 14-8, (3) 14-4	(4) 12-8, (3) 6-4	20
60A				
100A	TNG3	(3) 10-1/0	(3) 10-1/0	1
200A				
400A	TGL6	(3) 2-250	(3) 2-250	1
600A				



TGL1 Equipment Ground Kit

Neutral Kit Insulated, Groundable and Bondable

Ampere Rating	Product Number	System Voltage	Fusible/Non-Fusible	Wire Range AWG/kcmil Copper	Wire Range AWG/kcmil Aluminum
30A	TNI21	240Vac	Either	14-8	12-8
30A	TNI62 ¹	600Vac	Either	14-2	12-2
60A	TNI62 ¹	600Vac	Non-Fusible	14-2	12-2
60A	TNIA62	600Vac	Fusible	14-2	12-2
100A	TNI63 ¹	600Vac	Non-Fusible	10-1/0	10-1/0
100A	TNIA63	600Vac	Fusible	10-1/0	10-1/0
200A	TNIA64	600Vac	Either	2-250	2-250
400A	TNI65	240Vac or 600Vac	Either	(1) 2-600 or (2) 1/0-250	(1) 2-600 or (2) 1/0-250
400A	TNI65A		Either	(1) 350-800	(1) 350-800
600A	TNI66		Either	(2) 4-500	(2) 4-500
800A	TNI67 ²		Either	(3) 2-600 or (6) 1/0-250	(3) 2-600 or (6) 1/0-250
1200A	TNI68A ²		Either	(4) 3/0-800	(4) 3/0-800
			Either	(4) 3/0-800	(4) 3/0-800



TNG3 Equipment Ground Kit

Switching Neutral: Order standard switch of required number of poles and use dummy fuse in neutral pole.

¹ Not suitable for type TG switches.

² Not suitable for type TC Double Throw or TC Single Throw Non-Fusible



TNIA64 Neutral Kit Insulated, Groundable and Bondable

Note: All accessories are available in standard package of 1 unless otherwise noted.

Lug Wire Sizes Line and Load Terminals

Ampere Rating	Wire Range AWG/kcmil Copper	Wire Range AWG/kcmil Aluminum
30A (250V)	14-8	12-8
30A (600V)	12-2	12-2
60A	12-2	12-2
100A	10-1/0	10-1/0
200A	2-250	2-250
400A	(1) 2-600 or (2) 1/0-250	(1) 2-600 or (2) 1/0-250
600A	(2) 4-500	(2) 4-500
800A	(3) 2-600 or (6) 1/0-250	(3) 2-600 or (6) 1/0-250
1200A	(4) 3/0-800	(4) 3/0-800

Safety Switches

Accessories: NEMA Type 1 and 3R Enclosures

Spec-Setter™ Safety Switches
30-600 Amperes: TH

Auxiliary Contact Kits

—Auxiliary contacts designed to open before switch blades. UL Listed for field installation.
—Product number listed is for field installed kit.

Ampere Rating	No. of Poles	Contacts	Contact Ratings	Product Number
30A	2 3	DPDT	10A, 125/250Vac 0.30A, 125Vdc 0.15A, 250Vdc	THAUX21D
30A	2 3	SPDT	15A, 600Vac 0.50A, 125Vdc 0.25A, 250Vdc	THAUX61S
60A 100A 200A	2 3	DPDT	15A, 600Vac 0.50A, 125Vdc 0.25A, 250Vdc	THAUX64D
400A 600A	2 3	DPDT	15A, 600Vac 0.50A, 125Vdc 0.25A, 250Vdc	THAUX66D
30A 60A 100A	6	DPDT	15A, 600Vac 0.50A, 125Vdc 0.25A, 250Vdc	THAUX66D
200A	6	DPDT	15A, 600Vac 0.50A, 125Vdc 0.25A, 250Vdc	THAUX66D2



THAUX21D



THAUX61S



THAUX64D



THAUX66D

Contact Pilot Duty Ratings - 600 Volt Kits

Volts	Inrush Current		AC Break Normal Current	DC (Resistive)	
	N.C	N.O.		Volts	Break Normal Current
115	30	15	15	125	0.5
230	30	15	25	0.25	-
460	30	15	15	-	-
575	15	15	2	-	-

Semidust-tight Door Gasket Kits

—Types TH Indoor, TG and TH Outdoor Switches.
—Product Number listed is for field mounted kit.

Ampere Rating	Product Number
30A 60A 100A	THG106
200A	THG107
400A 600A	THG108

Safety Switches

Section 4

Accessories: NEMA Type 4/4X, 12 and Mill Duty Enclosures

Spec-Setter™ Safety Switches

30-600 Amperes: TH

Lug Wire Sizes

Line and Load Terminals

Ampere Rating	Factory Installed		Field Installed Crimp Lugs (see table on page 4-25)	
	Wire Range AWG/kcmil Copper	Wire Range AWG/kcmil Aluminum	Wire Range AWG/kcmil Copper	Wire Range AWG/kcmil Aluminum
30A (250V)	14-8	12-8	-	-
30A (600V)	14-6	14-6	14-8	-
60A	14-2	14-2	8-4	-
100A	14-1/0	12-1/0	6-1/0	6-2/0
200A	6-250	-	1/0-250	-
400A	(1) 2-600 or (2) 1/0-250	-	(2) 300-600 or (1) 750	(2) 250-600 or (1) 750
600A	(2) 4-600	-	(2) 300-600 or (1) 750	(2) 250-600 or (1) 750

Equipment Ground Terminals are factory installed—Two lugs supplied per switch, provision for one additional lug.

Switch Ampere Rating	Factory Installed		Field Installed Crimp Lugs (See table on page 4-25)	
	Copper	Aluminum	Copper	Aluminum
30A	14-6	14-6	14-8	-
60A	14-6	14-6	14-8	-
100A	14-4	14-4	8	6
200A	14-4	14-4	6	4
400A	14-1/0	14-1/0	3-2	1
600A	14-2/0	14-2/0	1	2/0

Auxiliary Contact Kits

Auxiliary contacts designed to open before switch blades. UL Listed for field installation. Product number listed is for field installed kit.

For Auxiliary Contact Kits, see page 4-23.

Optional Copper Lug Neutrals

Ampere Rating	Fusible	Lug Wire Size, AWG/kcmil, Cu Only	Product Number
30A-60A	No	14-2	TNIJA62CL

Neutral Kit Insulated, Groundable and Bondable

Ampere Rating	Product Number	System Voltage	Fusible/Non-fusible	Lug Wire Size AWG/ kcmil Factory Installed Copper	Lug Wire Size AWG/ kcmil Factory Installed Aluminum	Lug Wire Size AWG/ kcmil Field Installed Crimp Lugs Copper	Lug Wire Size AWG/ kcmil Field Installed Crimp Lugs Aluminum
30A	TNIJ61	240Vac	Fusible	14-8	12-8	-	-
30A	TNIJ61	600Vac ¹	Either	14-6	14-6	14-8	-
60A	TNIJ62	240Vac ²	Fusible	14-2	14-2	8-4	-
60A	TNIJ62	600Vac ²	Fusible	14-2	14-2	8-4	-
60A	TNIJ62	600Vac	Fusible	14-2	14-2	8-4	-
60A	TNIJA62	600Vac	Non-fusible	14-2	14-2	8-4	-
100A	TNIJ63	240Vac or 600Vac	Either	14-1/0	12-1/0	6-1/0	6-2/0
200A	TNIJ64		Either	6-250	6-250	1/0-250	1/0-250
400-600A	TNIJ66		Either	(2) 4-600	(2) 4-600	(2) 300-600 or (1) 750	(2) 250-600 or (1) 750

¹ Type 4, 4X, 12

² Mill duty type

Safety Switches

Accessories: NEMA Type 4/4X, 12 and Mill Duty Enclosures

Spec-Setter™ Safety Switches
30-600 Amperes: TH

Crimp-type Connectors - Field Replaceable¹

Line and Load Terminals

Switch Ampere Rating	Lug Wire Size AWG/kcmil	Thomas and Betts Product Number		Burdny Product Number	
		Copper	Aluminum	Copper	Aluminum
30A	14-12	-	-	YAV12 G2	-
30A	12-10	-	-	YAV10	-
30A	8	54104	-	YAV8C-L	-
60A	8	54130	-	YAV8C-L1	-
60A	6	54105	-	YAV6C-L	-
60A	4	54106	-	YAV4CLY1	-
100A	6	54105	60107	-	-
100A	4	54106	60112	-	-
100A	2	54017	60116	-	-
100A	1	54108	60122	-	-
100A	1/0	-	-	YA25-L	YA25A1
200A	1/0	54153	60129	-	-
200A	1/0	54109	60130	-	-
200A	2/0	54158	60135	-	-
200A	2/0	54110	60136	-	-
200A	3/0	54163	60141	-	-
200A	3/0	54111	60142	-	-
200A	4/0	54168	60147	-	-
200A	4/0	54112	60148	-	-
200A	250	54173	60153	-	-
200A	250	54174	60154	-	-
400A and 600A	250	-	60156	-	-
400A and 600A	300	54114	60162	-	-
400A and 600A	350	54115	60165	-	-
400A and 600A	400	54116	-	-	-
400A and 600A	500	54118	60171	-	-
400A and 600A	600	54120	60174	-	-
400A and 600A	750	54123	60178	-	-

Equipment Ground Terminals (provision for three per switch)

Switch Ampere Rating	Lug Wire Size AWG/kcmil	Thomas and Betts Product Number		Burdny Product Number	
		Copper	Aluminum	Copper	Aluminum
30A	10	-	-	-	-
30A	8	54104	-	YAV8C-L	-
60A	8	54104	-	YAV8C-L	-
100A	8	54105	-	-	-
100A	6	-	60106	-	-
200A	6	54105	-	-	-
200A	4	-	60112	-	-
400A	3-2	54107	-	-	-
400A	1	-	60122	-	-
600A	1	54108	-	-	-
600A	2/0	-	60134	-	-

¹ Not furnished with switches.

Safety Switches Accessories

Type TG, TH
Spec-Setter™ Safety Switches

Section 4

Class R Fusing Kit Field Installable, General Duty, Type TG, UL Listed

When specifications permit only Class R fuses to be used, these kits may be installed in the safety switch to deter fuses other than Class R from being installed.

- 30–60A = Fuse Clips
- 100–200A = Rejection Pins
- One kit required per two pole or three pole switch

Series Prefix	Ampere Rating	Enclosure Type	Product Number
TG	30A	NEMA Type 1, 3R	TGRK12
	60A	NEMA Type 1, 3R	TGRK22
	100A	NEMA Type 1, 3R	TGRK42
	200A	NEMA Type 1, 3R	TGRK42



TGRK22 Class R Rejection Kit

Class J Fuse Field Conversion Kit, Heavy Duty, Type TH, UL Listed

TH switches, 30-400 amperes, 600 volt and 100-400 amperes, 240 volt, may be adapted to accept Class J fuses without a kit by moving the load-block toward the switch base and remounting.

- One kit required per two pole or three pole switch

Series Prefix	Ampere Rating	System Voltage	Product Number
TH	600A	240Vac 600Vac	THJ6
TH	30-400A	600Vac	Move load-block
TH	100-400A	240Vac	Move load-block

Class R Fusing Kit Field Installable, Heavy Duty, Type TH, UL Listed

When specifications permit only Class R fuses to be used, these kits may be installed in the safety switch to deter fuses other than Class R from being installed.

- 30–60A = Fuse Clips
- 100–200A = Rejection Pins
- One kit required per two pole or three pole switch

Series Prefix	Ampere Rating	System Voltage	Enclosure Type	Product Number
TH	30A	240Vac	NEMA Type 1, 3R, 4/4X, 12	TRK12B
	30A	600Vac	NEMA Type 1, 3R	TRK16B
	30A	600Vac	NEMA Type 4/4X, 12	TRK16SA
	60A	240Vac	NEMA Type 1, 3R, 4/4X, 12	TRK22A
	60A	600Vac	NEMA Type 1, 3R, 4/4X, 12	TRK26A
	100A	240Vac 600Vac	NEMA Type 1, 3R	TRK46A
	100A	240Vac 600Vac	NEMA Type 4/4X, 12	TPBRK36A
	200A	240Vac 600Vac	NEMA Type 1, 3R, 4/4X, 12	TRK46A
	400A	240Vac 600Vac	NEMA Type 1, 3R, 4/4X, 12	TRK56A
	600A	240Vac 600Vac	NEMA Type 1, 3R, 4/4X, 12	TRK66A



TRK46A Class R Rejection Kit

Safety Switches

Accessories

Spec-Setter™ Safety Switches

Section 4

Universal Raintight Aluminum Hubs

For outdoor enclosures that have removable closing caps.

Nominal Conduit Diameter (in.)	Product Number
3/4	TC75
1	TC100
1 1/4	TC125
1 1/2	TC150
2	TC200
2 1/2	TC250



TC200 Universal Raintight Hub

Closing Cap for Universal Raintight Aluminum Hub

Product Number
TCCP

Replacement Red Handle Grip for HD Switches

Product Number
THGRIP

Replacement Handles for HD Switches

Amps Min.	Amps Max.	Max. Volts	Steel Type	Description	Product Number
30A	30A	240V	Steel	Handle and Pouch	THRPLHDL1
30A	30A	600V	Steel	Handle and Pouch	THRPLHDL2
60A	200A	600V	Steel	Handle and Pouch	THRPLHDL3
30A	200A	600V	Stainless	Handle and Pouch	THRPLHDL4
400A	600A	600V	Steel	Handle and Pouch	THRPLHDL6
400A	600A	600V	Stainless	Handle and Pouch	THRPLHDL7



THRPLHD6 Replacement Handle

Clear Line Shield Replacement Kits

Series Prefix	Amps	Product Number
TH	30A	THSHLD1
TH	60-100A	THSHLD3
TH	200A	THSHLD4



THSHLD1

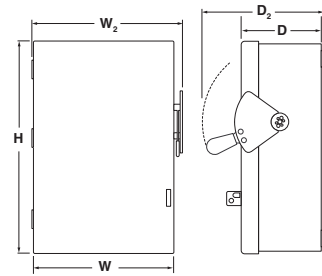
Safety Switches Enclosure Dimensions

Spec-Setter™ Safety Switches

TG and TH, NEMA Type 1 and 3R Enclosures

General Duty, NEMA Type 1 Approximate Dimensions in inches

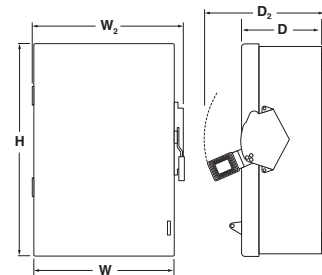
Product Number	Dimension H	Dimension W (Box)	Dimension W ₂ (W/ Handle)	Dimension D (Box)	Dimension D ₂ (W/ Handle)	Weight (lbs)	Drawing #	KO Figure Number
TG3221	10.3	6.4	6.9	3.3	6.3	5	10103091SH104	1
TG3221VRED	10.3	6.4	6.9	3.3	6.3	5	10103091SH104	1
TG3222	13.8	8.4	8.9	4.0	7.9	10	10103091SH104	15
TG3223	21.3	9.4	10.6	4.9	9.9	16	10103091SH108	3
TG3224	29.1	13.4	14.6	5.2	9.3	30	10103091SH108	4
TG3224B	29.1	13.4	14.6	5.2	9.3	30	10103091SH108	4
TG3225	49.4	21.6	22.8	8.7	14.6	102	10103091SH116	5
TG3225B	49.4	21.6	22.8	8.7	14.6	102	10103091SH116	5
TG3226	49.9	22.9	24.1	9.0	14.8	107	10103091SH116	6
TG3325	49.4	21.6	22.8	8.7	14.6	107	10103091SH116	7
TG3325B	49.4	21.6	22.8	8.7	14.6	107	10103091SH116	7
TG3326	49.9	22.9	24.1	9.0	14.8	124	10103091SH116	6
TG3326B	49.9	22.9	24.1	9.0	14.8	124	10103091SH116	6
TG4321	10.3	6.4	6.9	3.3	6.3	5	10103091SH104	1
TG4321VRED	10.3	6.4	6.9	3.3	6.3	5	10103091SH104	1
TG4322	13.8	8.4	8.9	4.0	7.9	10	10103091SH104	15
TG4322VRED	13.8	8.4	8.9	4.0	7.9	10	10103091SH104	15
TG4323	21.3	9.4	10.6	4.9	9.9	17	10103091SH108	3
TG4324	29.1	13.4	14.6	5.2	9.3	32	10103091SH108	4
TG4324B	29.1	13.4	14.6	5.2	9.3	32	10103091SH108	4
TG4325	49.4	21.6	22.8	8.7	14.6	111	10103091SH116	7
TG4325B	49.4	21.6	22.8	8.7	14.6	111	10103091SH116	7
TG4326	49.9	22.9	24.1	9.0	14.8	126	10103091SH116	6
TG4326B	49.9	22.9	24.1	9.0	14.8	126	10103091SH116	6
TGN3321	10.3	6.4	6.9	3.3	6.3	5	10103091SH104	1
TGN3322	13.8	8.4	8.9	4.0	7.9	10	10103091SH104	15
TGN3323	21.3	9.4	10.6	4.9	9.9	16	10103091SH108	3
TGN3324	29.1	13.4	14.6	5.2	9.3	30	10103091SH108	4
TGN3324B	29.1	13.4	14.6	5.2	9.3	30	10103091SH108	4
TGN3325	49.4	21.6	22.8	8.7	14.6	118	10103091SH116	7
TGN3325B	49.4	21.6	22.8	8.7	14.6	118	10103091SH116	7
TGN3326	49.9	22.9	24.1	9.0	14.8	120	10103091SH116	6
TGN3326B	49.9	22.9	24.1	9.0	14.8	120	10103091SH116	6



General Duty NEMA Type 1

Heavy Duty, NEMA Type 1 Approximate Dimensions in inches

Product Number	Dimension H	Dimension W (Box)	Dimension W ₂ (W/ Handle)	Dimension D (Box)	Dimension D ₂ (W/ Handle)	Weight (lbs)	Drawing #	KO Figure Number
TH2261DC	12.6	8.3	9.5	4.0	7.6	11	10103091SH102	15
TH2262DC	21.3	9.1	9.4	5.0	8.6	18	10103091SH102	3
TH2263DC	22.3	9.3	10.1	4.8	9.8	19	10103091SH105	14
TH3221	10.3	6.3	7.1	3.3	6.1	6	10103091SH102	1
TH3222	17.6	9.4	10.1	5.0	9.0	15	10103091SH102	3
TH3223	21.3	9.3	10.1	4.8	9.8	17	10103091SH105	3
TH3224	31.5	13.3	14.1	5.1	10.5	33	10103091SH105	4
TH3224B	31.5	13.3	14.1	5.1	10.5	33	10103091SH105	4
TH3224C	31.5	13.3	14.1	5.1	10.5	33	10103091SH105	4
TH3225	50.9	22.9	23.6	8.3	14.4	120	10103091SH112	6
TH3225B	50.9	22.9	23.6	8.3	14.4	120	10103091SH112	6
TH3225C	50.9	22.9	23.6	8.3	14.4	135	10103091SH112	6
TH3226	50.9	22.9	23.6	8.3	14.4	134	10103091SH112	6
TH3226B	50.9	22.9	23.6	8.3	14.4	134	10103091SH112	6
TH3226C	50.9	22.9	23.6	8.3	14.4	134	10103091SH112	6
TH3267C	61.5	40.8	44.0	11.9	18.5	500	10103091SH112	6
TH3268C	76.6	46.6	45.8	12.9	18.9	480	10103091SH112	6
TH3325	50.9	22.9	23.6	8.3	14.4	126	10103091SH112	6
TH3325B	50.9	22.9	23.6	8.3	14.4	126	10103091SH112	6
TH3326	50.9	22.9	23.6	8.3	14.4	138	10103091SH112	6
TH3326B	50.9	22.9	23.6	8.3	14.4	138	10103091SH112	6
TH3361	12.6	8.3	9.5	4.0	7.6	11	10103091SH102	15
TH3362	21.3	9.1	9.4	5.0	8.6	18	10103091SH102	3
TH3363	22.3	9.3	10.1	4.8	9.8	18	10103091SH105	14
TH3364	31.5	13.3	14.1	5.1	10.5	33	10103091SH105	4
TH3364B	31.5	13.3	14.1	5.1	10.5	34	10103091SH105	4
TH3365	53.9	22.9	23.6	8.3	14.4	126	10103091SH112	6
TH3365B	53.9	22.9	23.6	8.3	14.4	122	10103091SH112	6
TH3366	53.9	22.9	23.6	8.3	14.4	139	10103091SH112	6
TH3366B	53.9	22.9	23.6	8.3	14.4	139	10103091SH112	6
TH4321	10.3	6.3	7.1	3.3	6.1	6	10103091SH102	1
TH4322	17.6	9.4	10.1	5.0	9.0	16	10103091SH102	3
TH4323	21.3	9.3	10.1	4.8	9.8	17	10103091SH105	3
TH4324	31.5	13.3	14.1	5.1	10.5	33	10103091SH105	4
TH4324B	31.5	13.3	14.1	5.1	10.5	32	10103091SH105	4
TH4324C	31.5	13.3	14.1	5.1	10.5	32	10103091SH105	4



Heavy Duty NEMA Type 1

(table continued on next page)

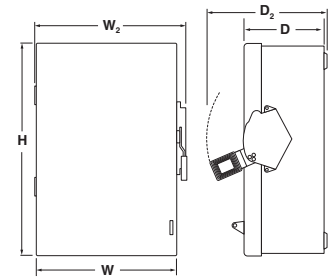
Safety Switches Enclosure Dimensions

Spec-Setter™ Safety Switches
TG and TH, NEMA Type 1 and 3R Enclosures

Section 4

Heavy Duty, NEMA Type 1 Approximate Dimensions in inches

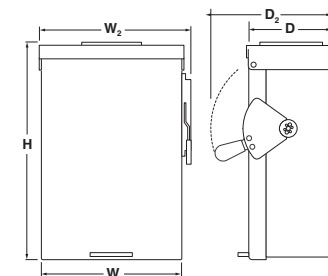
Product Number	Dimension H	Dimension W (Box)	Dimension W ₂ (W/ Handle)	Dimension D (Box)	Dimension D ₂ (W/ Handle)	Weight (lbs)	Drawing #	KO Figure Number
TH4325	50.9	22.9	23.6	8.3	14.4	128	10103091SH112	6
TH4325B	50.9	22.9	23.6	8.3	14.4	128	10103091SH112	6
TH4325C	50.9	22.9	23.6	8.3	14.4	128	10103091SH112	6
TH4326	50.9	22.9	23.6	8.3	14.4	139	10103091SH112	6
TH4326B	50.9	22.9	23.6	8.3	14.4	139	10103091SH112	6
TH4326C	50.9	22.9	23.6	8.3	14.4	80	10103091SH112	6
TH4361	12.6	8.3	9.5	4.0	7.6	11	10103091SH102	15
TH4362	21.3	9.1	9.4	5.0	8.6	18	10103091SH102	3
TH4363	22.3	9.3	10.1	4.8	9.8	18	10103091SH105	14
TH4364	31.5	13.3	14.1	5.1	10.5	33	10103091SH105	4
TH4364C	31.5	13.3	14.1	5.1	10.5	32	10103091SH105	4
TH4365C	53.9	22.9	23.6	8.3	14.4	132	10103091SH112	6
TH4366C	53.9	22.9	23.6	8.3	14.4	132	10103091SH112	6
TH4367C	61.5	40.8	44.0	11.9	18.5	331	10103091SH118	No KO
TH4368C	76.6	46.6	45.8	12.9	18.9	377	10103091SH118	No KO
TH6621	14.4	18.7	19.9	5.9	12.3	33	10103091SH121	20
TH6622	23.9	18.7	19.9	5.9	12.7	40	10103091SH121	20
TH6623	23.9	18.7	19.8	5.8	10.9	45	10103091SH127	20
TH6624	35.1	26.0	26.8	5.7	10.4	45	10103091SH127	20
TH6661	14.4	18.7	19.9	5.9	12.3	33	10103091SH121	20
TH6662	23.9	18.7	19.9	5.9	12.7	46	10103091SH121	20
TH6663	23.9	18.7	19.8	5.8	10.9	46	10103091SH127	20
TH6664	35.1	26.0	26.8	5.7	10.4	45	10103091SH127	20
THN2261DC	10.3	8.3	9.3	4.0	7.7	9	10103091SH102	15
THN2262DC	17.6	9.4	10.1	5.0	8.1	15	10103091SH102	3
THN2263DC	17.6	9.3	10.1	4.8	9.8	23	10103091-SH105	3
THN3321	10.3	6.3	7.1	3.3	6.1	6	10103091SH102	1
THN3361	10.3	8.3	9.3	4.0	7.7	9	10103091SH102	15
THN3361CL	10.3	8.3	9.3	4.0	7.7	9	10103091SH102	15
THN3362	17.6	9.4	10.1	5.0	9.0	15	10103091SH102	3
THN3362CL	17.6	9.4	10.1	5.0	9.0	15	10103091SH102	3
THN3363	17.6	9.3	10.1	4.8	9.8	15	10103091SH105	3
THN3363CL	17.6	9.3	10.1	4.8	9.8	15	10103091SH105	3
THN3364	31.5	13.3	14.1	5.1	10.5	32	10103091SH105	4
THN3364B	31.5	13.3	14.1	5.1	10.5	32	10103091SH105	4
THN3364CL	31.5	13.3	14.1	5.1	10.5	33	10103091SH105	4
THN3365	42.6	22.9	23.6	8.3	14.4	108	10103091SH112	6
THN3365B	42.6	22.9	23.6	8.3	14.4	108	10103091SH112	6
THN3366	42.6	22.9	23.6	8.3	14.4	109	10103091SH112	6
THN3366B	42.6	22.9	23.6	8.3	14.4	109	10103091SH112	6
THN3366CL	42.6	22.9	23.6	8.3	14.4	109	10103091SH112	6
THN6661	14.4	18.7	19.9	5.9	12.3	33	10103091SH121	20
THN6662	23.9	18.7	19.9	5.9	12.7	46	10103091SH121	20
THN6663	23.9	18.7	19.8	5.8	10.9	46	10103091SH127	20
THN6664	35.1	26.0	26.8	5.7	10.4	47	10103091SH127	20



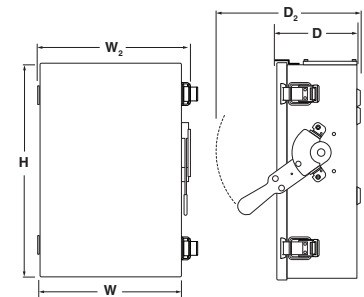
Heavy Duty NEMA Type 1

General Duty, NEMA Type 3R Approximate Dimensions in inches

Product Number	Dimension H	Dimension W (Box)	Dimension W ₂ (W/ Handle)	Dimension D (Box)	Dimension D ₂ (W/ Handle)	Weight (lbs)	Drawing #	KO Figure Number
TG3221R	9.8	6.4	6.8	3.3	6.3	6	10103091SH103	8
TG3222R	13.7	8.4	8.8	3.9	7.9	11	10103091SH103	19
TG3223R	21.1	9.3	10.3	5.0	9.1	17	10103091SH107	10
TG3224R	29.3	13.4	13.7	5.4	9.9	31	10103091SH183	11
TG3225R	49.7	21.7	22.4	8.9	14.7	110	10103091SH141	12
TG3226R	50.1	23.0	23.8	9.4	15.1	119	10103091SH141	13
TG3325R	49.7	21.7	22.4	8.9	14.7	109	10103091SH141	12
TG3326R	50.1	23.0	23.8	9.4	15.1	124	10103091SH141	13
TG4321R	9.8	6.4	6.8	3.3	6.3	6	10103091SH103	8
TG4322R	13.7	8.4	8.8	3.9	7.9	11	10103091SH103	19
TG4323R	21.1	9.3	10.3	5.0	9.1	17	10103091SH107	10
TG4324R	29.3	13.4	13.7	5.4	9.9	32	10103091SH183	11
TGN3321R	9.8	6.4	6.8	3.3	6.3	6	10103091SH103	8
TGN3322R	13.7	8.4	8.8	3.9	7.9	10	10103091SH103	19
TGN3323R	15.6	9.3	10.3	5.0	9.1	13	10103091SH107	10
TGN3324R	29.3	13.4	13.7	5.4	9.9	31	10103091SH183	11



General Duty NEMA Type 3R



General Duty NEMA Type 3R
200-600A Side Swing

Safety Switches Enclosure Dimensions

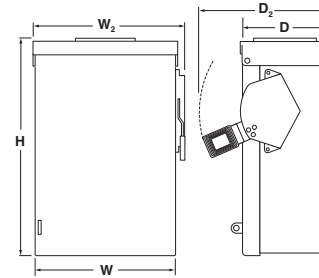
Spec-Setter™ Safety Switches

TH and TC, NEMA Type 1 and 3R Enclosures

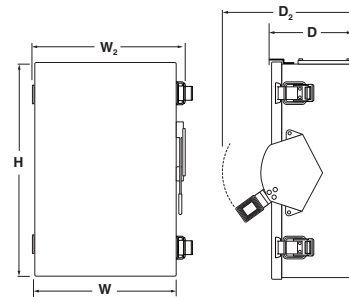
Section 4

Heavy Duty, NEMA Type 3R Approximate Dimensions in inches

Product Number	Dimension H	Dimension W (Box)	Dimension W ₂ (W/ Handle)	Dimension D (Box)	Dimension D ₂ (W/ Handle)	Weight (lbs)	Drawing #	KO Figure Number
TH2261RDC	13.1	8.2	8.9	4.0	7.9	11	10103091SH101	19
TH2262RDC	22.0	9.2	9.7	4.8	7.9	19	10103091SH101	10
TH2263RDC	22.1	9.3	10.2	4.9	9.8	20	10103091SH106	10
TH3221R	10.5	6.2	6.6	3.1	7.7	7	10103091SH101	8
TH3222R	17.2	9.2	9.7	4.8	7.9	16	10103091SH101	10
TH3223R	22.1	9.3	10.2	4.9	9.8	18	10103091SH106	10
TH3224R	31.7	13.4	14.3	5.4	9.5	34	10103091SH182	11
TH3224RC	31.7	13.4	14.3	5.4	9.5	34	10103091SH182	11
TH3225R	49.5	23.0	24.1	8.5	13.9	128	10103091SH140	18
TH3225RC	49.5	23.0	24.1	8.5	13.9	128	10103091SH140	18
TH3226R	53.5	23.0	24.1	8.5	13.9	134	10103091SH140	18
TH3226RC	53.5	23.0	24.1	8.5	13.9	134	10103091SH140	18
TH3267RC	61.5	40.8	44.0	11.9	18.5	500	10103091SH118	No KO
TH3268RC	76.6	46.6	45.8	12.9	18.9	490	10103091SH118	No KO
TH3325R	49.5	23.0	24.1	8.5	13.9	127	10103091SH140	18
TH3326R	53.5	23.0	24.1	8.5	13.9	139	10103091SH140	18
TH3361R	13.1	8.2	8.9	4.0	7.9	11	10103091SH101	19
TH3361RF	14.9	10.3	10.9	3.9	8.0	11	10103091SH133	No KO
TH3361RF2	22.4	13.3	14.0	4.8	9.9	23	10103091SH134	No KO
TH3362R	22.0	9.2	9.7	4.8	7.9	18	10103091SH101	10
TH3362RF	22.4	13.3	14.0	4.8	9.9	18	10103091SH134	No KO
TH3363R	22.1	9.3	10.2	4.9	9.8	19	10103091SH106	10
TH3364R	31.7	13.4	14.3	5.4	9.5	33	10103091SH182	11
TH3365R	53.5	23.0	24.1	8.5	13.9	132	10103091SH140	18
TH3366R	53.5	23.0	24.1	8.5	13.9	136	10103091SH140	18
TH4321R	10.5	6.2	6.6	3.1	7.7	7	10103091SH101	8
TH4322R	17.2	9.2	9.7	4.8	7.9	16	10103091SH101	10
TH4323R	22.1	9.3	10.2	4.9	9.8	18	10103091SH106	10
TH4324R	31.7	13.4	14.3	5.4	9.5	34	10103091SH182	11
TH4324RC	31.7	13.4	14.3	5.4	9.5	34	10103091SH182	11
TH4325RC	49.5	23.0	24.1	8.5	13.9	125	10103091SH140	No KO
TH4326RC	53.5	23.0	24.1	8.5	13.9	130	10103091SH140	No KO
TH4361R	13.1	8.2	8.9	4.0	7.9	11	10103091SH101	19
TH4362R	22.0	9.2	9.7	4.8	7.9	18	10103091SH101	10
TH4363R	22.1	9.3	10.2	4.9	9.8	19	10103091SH106	10
TH4364R	31.7	13.4	14.3	5.4	9.5	33	10103091SH182	11
TH4364RC	31.7	13.4	14.3	5.4	9.5	32	10103091SH182	No KO
TH4365RC	49.5	23.0	24.1	8.5	13.9	130	10103091SH140	No KO
TH4366RC	53.5	23.0	24.1	8.5	13.9	132	10103091SH140	No KO
TH4367RC	61.5	40.8	44.0	11.9	18.5	510	10103091SH118	No KO
TH4368RC	76.6	46.6	45.8	12.9	18.9	750	10103091SH118	No KO
THN2261RDC	13.1	8.2	8.9	4.0	7.9	11	10103091SH101	19
THN2262RDC	17.2	9.2	9.7	4.8	7.9	16	10103091SH101	10
THN2263RDC	17.3	9.3	10.2	4.9	9.8	16	10103091SH106	10
THN3361R	13.1	8.2	8.9	4.0	7.9	11	10103091SH101	19
THN3361RF	14.9	10.3	10.9	3.9	8.0	13	10103091SH133	19
THN3361RF2	22.4	13.3	14.0	4.8	9.9	22	10103091SH134	17
THN3362R	17.2	9.2	9.7	4.8	7.9	15	10103091SH101	10
THN3362RF	22.4	13.3	14.0	4.8	9.9	22	10103091SH134	17
THN3363R	17.3	9.3	10.2	4.9	9.8	15	10103091SH106	10
THN3364R	31.7	13.4	14.3	5.4	9.5	33	10103091SH182	11
THN3365R	49.5	23.0	24.1	8.5	13.9	122	10103091SH140	18
THN3366R	53.5	23.0	24.1	8.5	13.9	130	10103091SH140	18



Heavy Duty NEMA Type 3R



Heavy Duty NEMA Type 3R
200-600A Side Swing

800-1200A NEMA Type 1 and 3R Approximate Dimensions in inches

Product Number	Dimension H	Dimension W (Box)	Dimension W ₂ (W/ Handle)	Dimension D (Box)	Dimension D ₂ (W/ Handle)	Weight (lbs)	Drawing #	KO Figure Number
TC36367	52.0	31.3	34.5	10.5	18.5	317	10103091SH118	
TC36368	65.0	36.5	39.7	11.8	18.9	331	10103091SH118	
TC72267	61.5	40.8	44.0	11.9	18.5	377	10103091SH118	
TC72267R	61.5	40.8	44.0	11.9	18.5	480	10103091SH118	
TC72268	76.6	46.6	45.8	12.9	18.9	391	10103091SH118	No KO
TC72268R	76.6	46.6	45.8	12.9	18.9	575	10103091SH118	
TC72367	61.5	40.8	44.0	11.9	18.5	377	10103091SH118	
TC72367R	61.5	40.8	44.0	11.9	18.5	480	10103091SH118	
TC72368	76.6	46.6	49.66	12.9	18.9	480	10103091SH118	
TC72368R	76.6	46.6	49.66	12.9	18.9	490	10103091SH118	

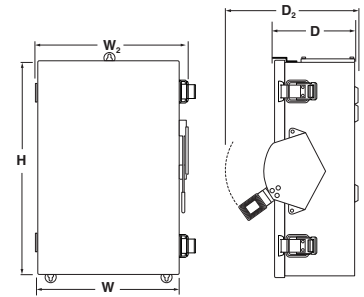
Safety Switches

Enclosure Dimensions

Spec-Setter™ Safety Switches
TH and THN, NEMA Type 4/4X Enclosures

Heavy Duty, NEMA Type 4/4X (316 Stainless) Approximate Dimensions in inches

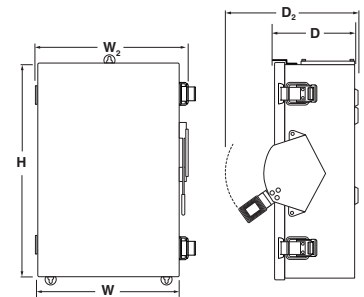
Product Number	Dimension H	Dimension W (Box)	Dimension W ₂ (W/ Handle)	Dimension D (Box)	Dimension D ₂ (W/ Handle)	Weight (lbs)	Drawing #	KO Figure Number
TH3361SS316	13.3	9.4	10.1	4.9	9.4	18	10103091SH109	
TH3361SS316-BA	13.3	9.4	10.1	4.9	9.4	18	10103091SH109	
TH3362SS316	19.3	9.4	10.1	5.2	9.6	23	10103091SH109	
TH3362SS316-BA	19.3	9.4	10.1	5.2	9.6	23	10103091SH109	
TH3363SS316	25.4	13.4	14.3	5.2	9.6	36	10103091SH113	
TH3363SS316-BA	25.4	13.4	14.3	5.2	9.6	36	10103091SH113	
TH3364SS316	35.1	14.5	15.5	5.2	9.6	49	10103091SH113	
TH3364SS316-BA	35.1	14.5	15.5	5.2	9.6	49	10103091SH113	
THN3361SS316	11.3	9.4	10.1	4.9	9.4	16	10103091SH109	No KO
THN3361SS316-BA	11.3	9.4	10.1	4.9	9.4	9	10103091SH109	
THN3362SS316	13.3	9.4	10.1	5.2	9.6	22	10103091SH109	
THN3362SS316-BA	13.3	9.4	10.1	5.2	9.6	22	10103091SH109	
THN3363SS316	25.4	13.4	14.3	5.2	9.6	36	10103091SH113	
THN3363SS316-BA	25.4	13.4	14.3	5.2	9.6	36	10103091SH113	
THN3364SS316	35.1	14.5	15.5	5.2	9.6	50	10103091SH113	
THN3364SS316-BA	35.1	14.5	15.5	5.2	9.6	50	10103091SH113	
THN3365SS316	59.5	24.6	25.6	8.4	13.8	239	10103091SH119	
THN3366SS316	59.5	24.6	25.6	8.4	13.8	239	10103091SH119	



Heavy Duty NEMA Type 4/4X

Heavy Duty, NEMA Type 4/4X Water/Dust-tight Approximate Dimensions in inches

Product Number	Dimension H	Dimension W (Box)	Dimension W ₂ (W/ Handle)	Dimension D (Box)	Dimension D ₂ (W/ Handle)	Weight (lbs)	Drawing #	KO Figure Number
TH2221MSS	11.2	7.4	8.1	4.7	9.8	14	10103091SH123	
TH2221SS	11.3	7.4	8.1	5.4	10.0	12	10103091SH110	
TH2221SS-BA	11.3	7.4	8.1	4.9	9.4	12	10103091SH109	
TH2221SSW	11.3	7.4	8.1	5.4	10.0	12	10103091SH110	
TH2222MSS	19.3	9.4	14.1	5.0	10.1	20	10103091SH123	
TH2222SS	19.3	9.4	10.1	5.2	9.6	21	10103091SH109	
TH2222SS-BA	19.3	9.4	10.1	5.2	9.6	21	10103091SH109	
TH2222SSW	19.3	9.4	10.1	5.2	9.6	21	10103091SH109	
TH2223MSS	25.4	13.4	15.3	5.0	10.4	24	10103091SH128	
TH2224MSS	35.1	14.4	16.3	5.0	10.4	25	10103091SH128	
TH2261SSDC	13.3	9.4	10.1	4.9	9.4	18	10103091SH109	
TH2262SSDC	19.3	9.4	10.1	5.2	9.6	19	10103091SH109	
TH2263SSDC	25.4	13.4	14.3	5.2	9.6	30	10103091SH113	
TH3221SS	11.3	7.4	8.1	4.9	9.4	12	10103091SH109	
TH3221SS-BA	11.3	7.4	8.1	4.9	9.4	12	10103091SH109	
TH3221SSW	11.3	7.4	8.1	4.9	9.4	12	10103091SH109	
TH3222SS	19.3	9.4	10.1	5.2	9.6	15	10103091SH109	
TH3222SS-BA	19.3	9.4	10.1	5.2	9.6	15	10103091SH109	
TH3223SS	25.4	13.4	14.3	5.2	9.6	30	10103091SH113	
TH3223SS-BA	25.4	13.4	14.3	5.2	9.6	30	10103091SH113	No KO
TH3223SSW	25.4	13.5	14.2	5.2	9.6	30	10103091SH113	
TH3224SS	35.1	14.5	15.5	5.2	9.6	33	10103091SH113	
TH3224SS-BA	35.1	14.5	15.5	5.2	9.6	33	10103091SH113	
TH3224SSW	35.2	14.5	15.5	5.2	9.6	33	10103091SH113	
TH3225SS	59.5	24.6	25.6	8.4	13.8	128	10103091SH119	
TH3226SS	59.5	24.6	25.6	8.4	13.8	140	10103091SH119	
TH3321MSS	11.2	7.4	8.1	4.7	9.8	14	10103091SH123	
TH3321SS	11.3	7.4	8.1	4.9	9.4	12	10103091SH109	
TH3321SS-BA	11.3	7.4	8.1	4.9	9.4	12	10103091SH109	
TH3322MSS	19.3	9.4	14.1	5.0	10.1	23	10103091SH123	
TH3322SS	19.3	9.4	10.1	5.2	9.6	22	10103091SH109	
TH3322SS-BA	19.3	9.4	10.1	5.2	9.6	22	10103091SH109	
TH3322SSW	19.3	9.4	10.1	5.2	9.6	22	10103091SH109	
TH3323MSS	25.4	13.4	15.3	5.0	10.4	23	10103091SH128	
TH3324MSS	35.1	14.4	16.3	5.0	10.4	27	10103091SH128	
TH3325MSS	59.4	24.5	25.6	7.9	14.4	193	10103091SH130	
TH3326MSS	59.4	24.5	25.6	7.9	14.4	200	10103091SH130	
TH3361MSS	19.3	9.4	14.1	5.0	10.1	21	10103091SH123	
TH3361SS	13.3	9.4	10.1	4.9	9.4	17	10103091SH109	
TH3361SS-BA	13.3	9.4	10.1	4.9	9.4	17	10103091SH109	



Heavy Duty NEMA Type 4/4X

(table continued on next page)

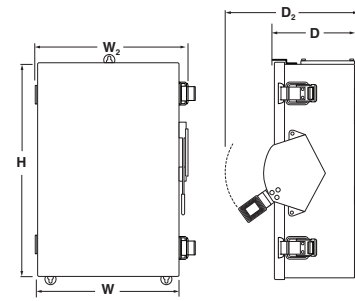
Safety Switches Enclosure Dimensions

Section 4

Spec-Setter™ Safety Switches
TH and THN, NEMA Type 4/4X Enclosures

Heavy Duty, NEMA Type 4/4X Water/Dust-tight (Cont.) Approximate Dimensions in inches

Product Number	Dimension H	Dimension W (Box)	Dimension W ₂ (W/ Handle)	Dimension D (Box)	Dimension D ₂ (W/ Handle)	Weight (lbs)	Drawing #	KO Figure Number
TH3361SSW	13.3	9.4	10.1	4.9	9.4	18	10103091SH109	
TH3362MSS	19.3	9.4	14.1	5.0	10.1	23	10103091SH123	
TH3362MSSW	19.3	9.4	14.1	5.0	10.1	23	10103091SH123	
TH3362SS	19.3	9.4	10.1	5.2	9.6	23	10103091SH109	
TH3362SS-BA	19.3	9.4	10.1	5.2	9.6	23	10103091SH109	
TH3362SSW	19.3	9.4	10.1	5.2	9.6	22	10103091SH109	
TH3363MSS	25.4	13.4	15.3	5.0	10.4	23	10103091SH128	
TH3363SS	25.4	13.4	14.3	5.2	9.6	36	10103091SH113	
TH3363SS-BA	25.4	13.4	14.3	5.2	9.6	36	10103091SH113	
TH3363SSW	25.4	13.5	14.2	5.2	9.6	35	10103091SH113	
TH3364MSS	35.1	14.4	16.3	5.0	10.4	45	10103091SH128	
TH3364SS	35.1	14.5	15.5	5.2	9.6	49	10103091SH113	
TH3364SS-BA	35.1	14.5	15.5	5.2	9.6	49	10103091SH113	
TH3364SSW	35.2	14.5	15.5	5.2	9.6	33	10103091SH113	
TH3365MSS	59.4	24.5	25.6	7.9	14.4	206	10103091SH130	
TH3365SS	59.5	24.6	25.6	8.4	13.8	131	10103091SH119	
TH3366MSS	59.4	24.5	25.6	7.9	14.4	211	10103091SH130	
TH3366SS	59.5	24.6	25.6	8.4	13.8	139	10103091SH119	
TH4321SS	11.3	7.4	8.1	4.9	9.4	12	10103091SH109	
TH4321SS-BA	11.3	7.4	8.1	4.9	9.4	12	10103091SH109	
TH4321SSW	11.3	7.4	8.1	4.9	9.4	12	10103091SH109	
TH4322SS	19.3	9.4	10.1	5.2	9.6	23	10103091SH109	
TH4322SS-BA	19.3	9.4	10.1	5.2	9.6	23	10103091SH109	
TH4322SSW	19.3	9.4	10.1	5.2	9.6	23	10103091SH109	
TH4323SS	25.4	13.4	14.3	5.2	9.6	36	10103091SH113	
TH4323SS-BA	25.4	13.4	14.3	5.2	9.6	36	10103091SH113	
TH4323SSW	25.4	13.5	14.2	5.2	9.6	36	10103091SH113	
TH4324SS	35.1	14.5	15.5	5.2	9.6	47	10103091SH113	
TH4324SS-BA	35.1	14.5	15.5	5.2	9.6	47	10103091SH113	
TH4324SSW	35.2	14.5	15.5	5.2	9.6	47	10103091SH113	No KO
TH4325SS	59.5	24.6	25.6	8.4	13.8	135	10103091SH119	
TH4326SS	59.5	24.6	25.6	8.4	13.8	139	10103091SH119	
THN2261SSDC	11.3	9.4	10.1	4.9	9.4	16	10103091SH109	
THN2262SSDC	13.3	9.4	10.1	5.2	9.6	16	10103091SH109	
THN2263SSDC	25.4	13.4	14.3	5.2	9.6	30	10103091SH113	
THN3361MSS	19.3	9.4	14.1	5.0	10.1	22	10103091SH123	
THN3361MSSW	19.3	9.4	14.1	5.0	10.1	22	10103091SH123	
THN3361SS	11.3	9.4	10.1	4.9	9.4	16	10103091SH109	
THN3361SS-BA	11.3	9.4	10.1	4.9	9.4	16	10103091SH109	
THN3361SSCL	13.3	9.4	10.1	5.2	9.6	9	10103091SH109	
THN3361SSW	11.3	9.4	10.1	4.9	9.4	19	10103091SH109	
THN3362MSS	19.3	9.4	14.1	5.0	10.1	15	10103091SH123	
THN3362SS	13.3	9.4	10.1	5.2	9.6	21	10103091SH109	
THN3362SS-BA	13.3	9.4	10.1	5.2	9.6	21	10103091SH109	
THN3362SSCL	13.3	9.4	10.1	5.2	9.6	21	10103091SH109	
THN3362SSW	13.3	9.4	10.1	5.2	9.6	22	10103091SH109	
THN3363MSS	25.4	13.4	15.3	5.0	10.4	20	10103091SH128	
THN3363SS	25.4	13.4	14.3	5.2	9.6	36	10103091SH113	
THN3363SS-BA	25.4	13.4	14.3	5.2	9.6	36	10103091SH113	
THN3363SSW	25.4	13.5	14.2	5.2	9.6	36	10103091SH113	
THN3364MSS	35.1	14.4	16.3	5.0	10.4	32	10103091SH128	
THN3364SS	35.1	14.5	15.5	5.2	9.6	50	10103091SH113	
THN3364SS-BA	35.1	14.5	15.5	5.2	9.6	50	10103091SH113	
THN3364SSCL	35.1	14.5	15.5	5.2	9.6	32	10103091SH113	
THN3364SSW	35.2	14.5	15.5	5.2	9.6	32	10103091SH113	
THN3365MSS	47.9	24.5	25.6	7.9	14.4	110	10103091SH130	
THN3365SS	48.0	24.6	25.6	8.4	13.7	239	10103091SH119	
THN3366MSS	47.9	24.5	25.6	7.9	14.4	110	10103091SH130	
THN3366SS	48.0	24.6	25.6	8.4	13.7	139	10103091SH119	



Heavy Duty NEMA Type 4/4X

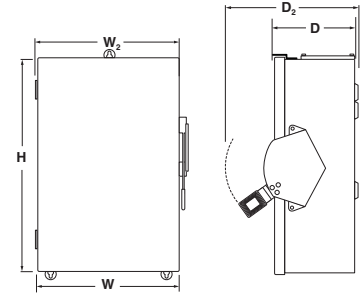
Safety Switches Enclosure Dimensions

Spec-Setter™ Safety Switches
TH and THN, NEMA Type 5/12 Enclosures

Section 4

Heavy Duty, NEMA Type 5, 12 Drip/Dust-tight Approximate Dimensions in inches

Product Number	Dimension H	Dimension W (Box)	Dimension W ₂ (W/ Handle)	Dimension D (Box)	Dimension D ₂ (W/ Handle)	Weight (lbs)	Drawing #	KO Figure Number
TH2221J	11.3	7.4	8.1	5.4	10.0	12	10103091SH110	
TH2221JW	11.3	7.4	8.1	5.4	10.0	12	10103091SH110	
TH2222J	19.3	9.4	10.1	5.7	10.2	21	10103091SH110	
TH2222JW	19.3	9.4	10.1	5.7	10.2	21	10103091SH110	
TH2261JDC	13.3	9.4	10.1	5.4	10.0	16	10103091SH109	
TH2262JDC	19.3	9.4	10.1	5.7	10.2	22	10103091SH109	
TH2263JDC	25.4	13.4	14.0	5.0	10.1	35	10103091SH113	
TH3221J	11.3	7.4	8.1	5.4	10.0	12	10103091SH110	
TH3221JW	11.3	7.4	8.1	5.4	10.0	12	10103091SH110	
TH3222J	19.3	9.4	10.1	5.7	10.2	15	10103091SH110	
TH3222JW	19.3	9.4	10.1	5.7	10.2	15	10103091SH110	
TH3223J	25.4	13.4	14.0	5.0	10.1	37	10103091SH120	
TH3223JW	25.4	13.4	14.0	5.0	10.1	37	10103091SH120	
TH3224J	35.1	14.5	15.1	5.0	10.1	33	10103091SH120	
TH3224JW	35.1	14.5	15.1	5.0	10.1	33	10103091SH120	
TH3225J	59.5	24.5	25.6	7.9	14.5	120	10103091SH124	
TH3226J	59.5	24.5	25.6	7.9	14.5	134	10103091SH124	
TH3321J	11.3	7.4	8.1	5.4	10.0	12	10103091SH110	
TH3321JW	11.3	7.4	8.1	5.4	10.0	12	10103091SH110	
TH3322J	19.3	9.4	10.1	5.7	10.2	21	10103091SH110	
TH3322JCH	19.3	9.4	9.8	5.7	10.3	28	10103091SH132	
TH3322JW	19.3	9.4	10.1	5.7	10.2	21	10103091SH110	
TH3361J	13.3	9.4	10.1	5.4	10.0	16	10103091SH110	
TH3361JW	13.3	9.4	10.1	5.4	10.0	16	10103091SH110	
TH3362J	19.3	9.4	10.1	5.7	10.2	22	10103091SH110	
TH3362JCH	19.3	9.4	9.8	5.7	10.3	31	10103091SH132	
TH3362JCHSS	19.3	9.4	9.8	5.7	10.3	32	10103091SH132	
TH3362JW	19.3	9.4	10.1	5.7	10.2	22	10103091SH110	
TH3363J	25.4	13.4	14.0	5.0	10.1	36	10103091SH120	
TH3363JW	25.4	13.4	14.0	5.0	10.1	35	10103091SH120	
TH3364J	35.1	14.5	15.1	5.0	10.1	49	10103091SH120	No KO
TH3364JW	35.1	14.5	15.1	5.0	10.1	33	10103091SH120	
TH3365J	59.5	24.5	25.6	7.9	14.5	206	10103091SH124	
TH3366J	59.5	24.5	25.6	7.9	14.5	215	10103091SH124	
TH4321J	11.3	7.4	8.1	5.4	10.0	12	10103091SH110	
TH4321JW	11.3	7.4	8.1	5.4	10.0	12	10103091SH110	
TH4322J	19.3	9.4	10.1	5.7	10.2	22	10103091SH110	
TH4322JW	19.3	9.4	10.1	5.7	10.2	22	10103091SH110	
TH4323J	25.4	13.4	14.0	5.0	10.1	36	10103091SH120	
TH4323JW	25.4	13.4	14.0	5.0	10.1	36	10103091SH120	
TH4324J	35.1	14.5	15.1	5.0	10.1	52	10103091SH120	
TH4324JW	35.1	14.5	15.1	5.0	10.1	52	10103091SH120	
TH4325J	59.5	24.5	25.6	7.9	14.5	128	10103091SH124	
TH4326J	59.5	24.5	25.6	7.9	14.5	139	10103091SH124	
THN2261JDC	13.3	9.4	10.1	5.4	10.0	16	10103091SH110	
THN2262JDC	19.3	9.4	10.1	5.7	10.2	15	10103091SH110	
THN2263JDC	25.4	13.4	14.0	5.0	10.1	34	10103091SH120	
THN3361J	13.3	9.4	10.1	5.4	10.0	16	10103091SH110	
THN3361JCL	13.3	9.4	10.1	5.4	10.0	22	10103091SH110	
THN3361JW	13.3	9.4	10.1	5.4	10.0	16	10103091SH110	
THN3362J	19.3	9.4	10.1	5.7	10.2	21	10103091SH110	
THN3362JCH	19.3	9.4	9.8	5.7	10.3	21	10103091SH132	
THN3362JW	19.3	9.4	10.1	5.7	10.2	21	10103091SH110	
THN3363J	25.4	13.4	14.0	5.0	10.1	34	10103091SH120	
THN3363JCL	25.4	13.4	14.0	5.0	10.1	33	10103091SH120	
THN3363JW	25.4	13.4	14.0	5.0	10.1	33	10103091SH120	
THN3364J	35.1	14.5	15.1	5.0	10.1	47	10103091SH120	
THN3364JW	35.1	14.5	15.1	5.0	10.1	47	10103091SH120	
THN3365J	48.0	24.5	25.6	7.9	14.5	164	10103091SH124	
THN3366J	48.0	24.5	25.6	7.9	14.5	109	10103091SH124	



Heavy Duty NEMA Type 5/12

Safety Switches Enclosure Dimensions

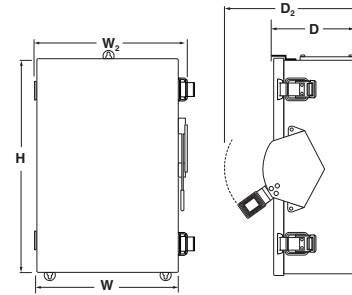
Spec-Setter™ Safety Switches

TH and THN, NEMA Type 3R/5/12 Enclosures

Section 4

Heavy Duty, NEMA Type 3R, 5, 12 Approximate Dimensions in inches

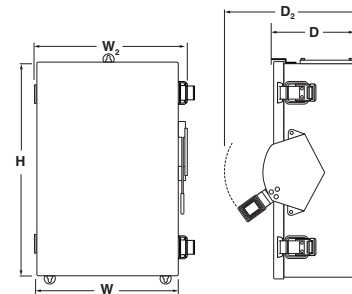
Product Number	Dimension H	Dimension W (Box)	Dimension W ₂ (W/ Handle)	Dimension D (Box)	Dimension D ₂ (W/ Handle)	Weight (lbs)	Drawing #	KO Figure Number
TH3361JR	13.3	9.4	10.1	5.4	10.0	17	10103091SH110	20
TH3362JR	19.3	9.4	10.1	5.7	10.2	23	10103091SH132	
TH3363JR	25.4	13.4	14.0	5.0	10.1	38	10103091SH120	
TH3364JR	35.1	14.5	15.1	5.0	10.1	49	10103091SH120	
TH3365JR	59.5	24.5	25.6	7.9	14.5	197	10103091SH124	
TH3366JR	59.5	24.5	25.6	7.9	14.5	212	10103091SH124	



Heavy Duty NEMA Type 3R/5/12

Heavy Duty, NEMA Type 12 Drip/Dust-tight Approximate Dimensions in inches

Product Number	Dimension H	Dimension W (Box)	Dimension W ₂ (W/ Handle)	Dimension D (Box)	Dimension D ₂ (W/ Handle)	Weight (lbs)	Drawing #	KO Figure Number
TH2221M	11.3	7.4	8.1	4.7	9.9	13	10103091SH123	No KO
TH2222M	19.3	9.4	14.1	5.0	10.1	23	10103091SH123	
TH2223M	23.4	13.4	15.3	5.0	10.1	24	10103091SH128	
TH2224M	35.1	14.4	16.3	5.0	10.1	25	10103091SH128	
TH2261MDC	19.3	9.4	14.1	5.0	10.1	20	10103091SH123	
TH2262MDC	19.3	9.4	14.1	5.0	10.1	22	10103091SH123	
TH2263MDC	23.4	13.4	15.3	5.0	10.1	35	10103091SH128	
TH3321M	11.3	7.4	8.1	4.7	9.9	13	10103091SH123	
TH3322M	19.3	9.4	14.1	5.0	10.1	21	10103091SH123	
TH3322MW	19.3	9.4	14.1	5.0	10.1	21	10103091SH123	
TH3323M	23.4	13.4	15.3	5.0	10.1	24	10103091SH128	
TH3324M	35.1	14.4	16.3	5.0	10.1	30	10103091SH128	
TH3325M	59.4	24.5	25.6	7.9	14.4	193	10103091SH130	
TH3326M	59.4	24.5	25.6	7.9	14.4	200	10103091SH130	
TH3361M	19.3	9.4	14.1	5.0	10.1	22	10103091SH123	
TH3361MW	19.3	9.4	14.1	5.0	10.1	22	10103091SH123	
TH3362M	19.3	9.4	14.1	5.0	10.1	22	10103091SH123	
TH3363M	23.4	13.4	15.3	5.0	10.1	35	10103091SH128	
TH3364M	35.1	14.4	16.3	5.0	10.1	45	10103091SH128	
TH3365M	59.4	24.5	25.6	7.9	14.4	206	10103091SH130	
TH3366M	59.4	24.5	25.6	7.9	14.4	211	10103091SH130	
THN2261MDC	19.3	9.4	14.1	5.0	10.1	20	10103091SH123	
THN2262MDC	19.3	9.4	14.1	5.0	10.1	20	10103091SH123	
THN2263MDC	23.4	13.4	15.3	5.0	10.1	35	10103091SH128	
THN3361M	19.3	9.4	14.1	5.0	10.1	21	10103091SH123	
THN3362M	19.3	9.4	14.1	5.0	10.1	15	10103091SH123	
THN3362MW	19.3	9.4	14.1	5.0	10.1	15	10103091SH123	
THN3363M	23.4	13.4	15.3	5.0	10.1	20	10103091SH128	
THN3364M	35.1	14.4	16.3	5.0	10.1	35	10103091SH128	
THN3365M	47.9	24.5	25.6	7.9	14.4	110	10103091SH130	
THN3366M	47.9	24.5	25.6	7.9	14.4	110	10103091SH130	



Heavy Duty NEMA Type 5/12

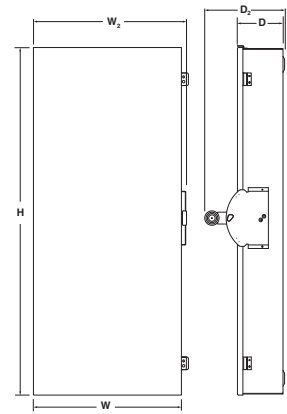
Safety Switches Enclosure Dimensions

Spec-Setter™ Safety Switches
TC, NEMA Type 1 and 3R Enclosures

Section 4

Double Throw, NEMA Type 1 TC Approximate Dimensions in inches

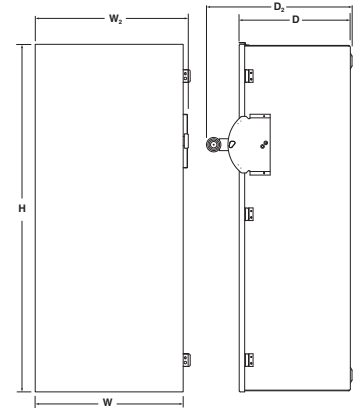
Product Number	Dimension H	Dimension W (Box)	Dimension W ₂ (W/ Handle)	Dimension D (Box)	Dimension D ₂ (W/ Handle)	Weight (lbs)	Drawing #	KO Figure Number
TC35321	15.8	10.4	12.0	5.2	8.7	14	10103091SH115	7
TC35322	18.8	11.4	13.0	6.3	9.3	19	10103091SH115	7
TC35323	22.4	14.5	16.0	7.9	14.5	34	10103091SH117	9
TC35324	30.2	17.9	19.5	8.9	11.9	54	10103091SH117	10
TC35325	34.3	24.5	26.7	10.3	17.1	83	10103091SH122	10
TC35326	44.4	23.5	25.6	11.3	17.5	140	10103091SH122	12
TC35327	63.8	27.0	27.8	8.9	14.1	175	10103091SH143	
TC35327N	63.8	27.0	27.8	8.9	14.1	175	10103091SH143	No KO
TC35328	78.1	42.6	43.8	20.5	29.6	471	10103091SH145	
TC35361	25.0	12.0	12.8	6.0	11.2	44	10103091SH185	
TC35362	18.8	11.4	13.0	6.3	9.3	21	10103091SH115	7
TC35363	22.4	14.5	16.0	7.9	14.5	38	10103091SH117	9
TC35364	30.2	17.9	19.5	8.9	11.9	62	10103091SH117	10
TC35365	34.3	20.4	22.6	10.3	17.1	89	10103091SH122	10
TC35366	44.4	23.5	25.6	11.3	17.5	140	10103091SH122	12
TC35367	63.8	27.0	27.8	8.9	14.1	175	10103091SH143	
TC35367N	63.8	27.0	27.8	8.9	14.1	175	10103091SH143	No KO
TC35368	78.1	42.6	43.8	20.5	29.6	471	10103091SH145	



Double Throw NEMA Type 1

Double Throw, NEMA Type 3R TC Approximate Dimensions in inches

Product Number	Dimension H	Dimension W (Box)	Dimension W ₂ (W/ Handle)	Dimension D (Box)	Dimension D ₂ (W/ Handle)	Weight (lbs)	Drawing #	KO Figure Number
TC10323R	15.1	7.2	8.2	5.2	8.5	10	10103091SH131	15
TC10324R	30.2	13.3	16.8	8.5	12.1	38	10103091SH131	13
TC10424R	30.2	13.3	16.8	8.5	12.1	38	10103091SH131	13
TC35321R	19.8	10.4	12.3	5.2	10.3	14	10103091SH126	
TC35322R	20.8	11.4	13.3	6.3	11.4	19	10103091SH126	
TC35323R	22.9	14.4	16.6	7.9	14.5	35	10103091SH125	
TC35324R	30.6	17.9	19.6	8.9	1.9	54	10103091SH125	
TC35325R	34.8	24.4	27.3	10.3	17.3	98	10103091SH143	
TC35326R	63.8	23.7	24.5	8.9	14.1	175	10103091SH143	
TC35327R	63.8	27.0	27.8	8.9	14.1	175	10103091SH143	
TC35327RN	63.8	27.0	27.8	8.9	14.1	175	10103091SH143	
TC35328R	78.1	42.6	43.8	20.5	29.6	473	10103091SH145	
TC35361R	25.0	12.0	12.8	6.0	11.2	44	10103091SH185	No KO
TC35362R	20.8	11.4	13.3	6.3	11.4	21	10103091SH126	
TC35363R	22.9	14.4	16.6	7.9	14.5	39	10103091SH125	
TC35364R	30.6	17.9	19.6	8.9	1.9	62	10103091SH125	
TC35365R	54.3	22.7	23.5	7.3	12.5	140	10103091SH143	
TC35366R	63.8	23.7	24.5	8.9	14.1	175	10103091SH143	
TC35367R	63.8	27.0	27.8	8.9	14.1	175	10103091SH143	
TC35367RN	63.8	27.0	27.8	8.9	14.1	175	10103091SH143	
TC35368R	78.1	42.6	43.8	20.5	29.6	473	10103091SH145	



Double Throw NEMA Type 3R

Safety Switches Enclosure Dimensions

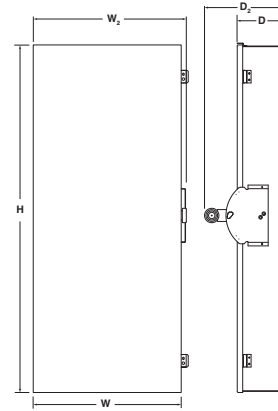
Spec-Setter™ Safety Switches

TDT and TC, NEMA Type 1, 3R and 4X Enclosures

Section 4

Double Throw, NEMA Type 1 TDT Approximate Dimensions in inches

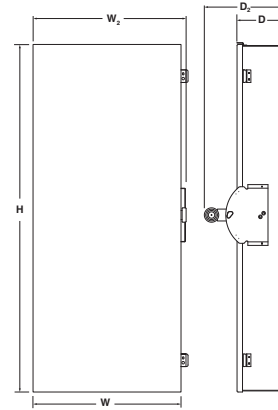
Product Number	Dimension H	Dimension W (Box)	Dimension W ₂ (W/ Handle)	Dimension D (Box)	Dimension D ₂ (W/ Handle)	Weight (lbs)	Drawing #	KO Figure Number
TDT3321	37.0	12.0	12.8	8.3	11.2	47	10103091SH137	
TDT3322	37.0	12.0	12.8	8.3	11.2	43	10103091SH137	
TDT3323	37.0	12.0	12.8	8.3	11.2	48	10103091SH137	
TDT3324	51.4	19.2	19.9	6.1	11.3	159	10103091SH138	
TDT3325	74.7	25.3	26.2	8.9	14.1	163	10103091SH139	
TDT3326	58.9	28.1	29.3	20.5	25.6	278	10103091SH144	
TDT3327	58.9	28.1	29.3	20.5	25.6	275	10103091SH147	
TDT3328	78.1	42.6	43.8	20.5	29.6	501	10103091SH146	No KO
TDT3361	37.0	12.0	12.8	8.3	11.2	42	10103091SH137	
TDT3362	37.0	12.0	12.8	8.3	11.2	43	10103091SH137	
TDT3363	37.0	12.0	12.8	8.3	11.2	62	10103091SH137	
TDT3364	51.4	27.6	28.6	8.8	16.2	102	10103091SH138	
TDT3365	74.7	25.3	26.2	8.9	14.1	274	10103091SH139	
TDT3366	58.9	28.1	29.3	20.5	25.6	278	10103091SH144	
TDT3367	58.9	28.1	29.3	20.5	25.6	278	10103091SH147	
TDT3368	78.1	42.6	43.8	20.5	29.6	501	10103091SH146	



Double Throw NEMA Type 1

Double Throw, NEMA Type 3R TDT Approximate Dimensions in inches

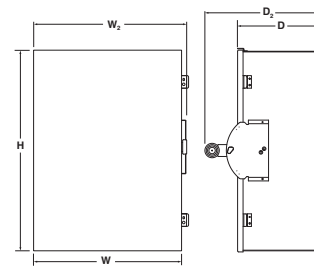
Product Number	Dimension H	Dimension W (Box)	Dimension W ₂ (W/ Handle)	Dimension D (Box)	Dimension D ₂ (W/ Handle)	Weight (lbs)	Drawing #	KO Figure Number
TDT3321R	37.0	12.0	12.8	8.3	11.2	47	10103091SH137	
TDT3322R	37.0	12.0	12.8	8.3	11.2	47	10103091SH137	
TDT3323R	37.0	12.0	12.8	8.3	11.2	62	10103091SH137	
TDT3324R	51.4	27.6	28.6	8.8	16.2	159	10103091SH138	
TDT3325R	74.8	26.3	24.5	8.8	14.1	230	10103091SH143	
TDT3326R	58.9	28.1	29.3	20.5	25.6	320	10103091SH144	
TDT3327R	58.9	28.1	29.3	20.5	25.6	276	10103091SH147	
TDT3328R	78.1	42.6	43.8	20.5	29.6	503	10103091SH146	No KO
TDT3361R	37.0	12.0	12.8	6.0	11.9	44	10103091SH185	
TDT3362R	37.0	12.0	12.8	6.0	11.9	44	10103091SH185	
TDT3363R	37.0	12.0	12.8	8.3	11.2	49	10103091SH137	
TDT3364R	51.4	27.6	28.6	8.8	16.2	160	10103091SH138	
TDT3365R	74.8	26.3	24.5	8.8	14.1	230	10103091SH143	
TDT3366R	58.9	28.1	29.3	20.5	25.6	278	10103091SH144	
TDT3367R	58.9	28.1	29.3	20.5	25.6	278	10103091SH147	
TDT3368R	78.1	42.6	43.8	20.5	29.6	503	10103091SH146	



Double Throw NEMA Type 3R

Double Throw, NEMA Type 4X (304 Stainless) TC Approximate Dimensions in inches

Product Number	Dimension H	Dimension W (Box)	Dimension W ₂ (W/ Handle)	Dimension D (Box)	Dimension D ₂ (W/ Handle)	Weight (lbs)	Drawing #	KO Figure Number
TC35361SS	25.7	11.9	12.7	5.5	11.4	60	10103091SH150	
TC35362SS	25.7	11.9	12.7	5.5	11.4	60	10103091SH150	
TC35363SS	25.7	11.9	12.7	5.5	11.4	60	10103091SH150	
TC35364SS	39.8	19.6	20.3	6.5	11.7	105	10103091SH186	No KO
TC35365SS	37.9	19.6	20.3	6.5	14.1	185	10103091SH149	
TC35366SS	67.0	24.1	25.3	9.0	14.0	195	10103091SH188	
TC35367SS	63.3	27.4	28.4	8.9	14.1	230	10103091SH187	



Double Throw NEMA Type 4X

Double Throw, NEMA Type 4X (304 Stainless) TDT Approximate Dimensions in inches

Product Number	Dimension H	Dimension W (Box)	Dimension W ₂ (W/ Handle)	Dimension D (Box)	Dimension D ₂ (W/ Handle)	Weight (lbs)	Drawing #	KO Figure Number
TDT3361SS	38.8	12.0	12.8	5.5	11.4	45	10103091SH148	
TDT3362SS	38.8	12.0	12.8	5.5	11.4	45	10103091SH148	
TDT3363SS	38.8	12.0	12.8	5.5	11.4	45	10103091SH148	No KO
TDT3364SS	53.3	19.6	20.3	6.5	11.6	100	10103091SH142	
TDT3365SS	37.9	19.6	20.3	6.5	14.1	260	10103091SH149	

Safety Switches Enclosure Dimensions

Spec-Setter™ Safety Switches
TG, TH, TC, NEMA Type 1, 3R Enclosures

Dimensions-Knockouts

Symbol	A	B	C	D	E	F	G	H	J	K	L	M	N
Conduit Size (Inches)	9/32	1/2	1/2	1/2	1/2	3/4	3/4	3/4	1	1	2	2	2 1/2
	-	-	3/4	3/4	3/4	3/4	1	1	1 1/4	1 1/2	2 1/2	2 1/2	3
	-	-	-	1	1	1	-	1 1/4	1 1/2	2	3	3	-
	-	-	-	-	1 1/4	1 1/2	-	1 1/2	2	2 1/2	-	3 1/2	-

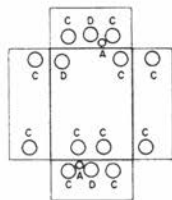


Figure 1

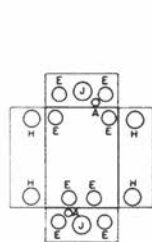


Figure 2

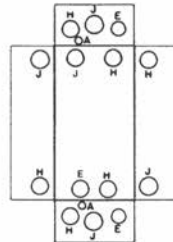


Figure 3

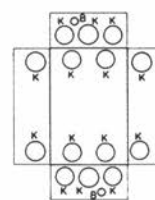


Figure 4

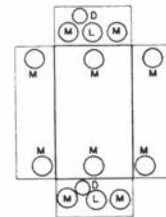


Figure 5

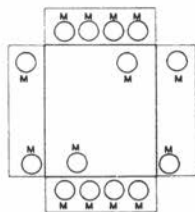


Figure 6

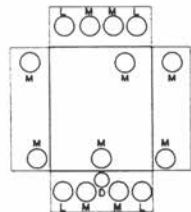


Figure 7

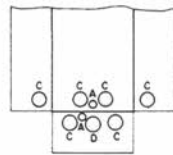


Figure 8

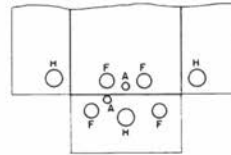


Figure 9

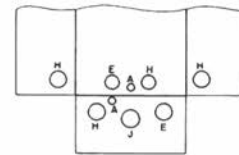


Figure 10

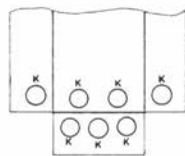


Figure 11

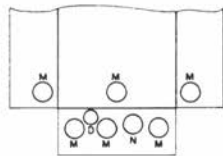


Figure 12

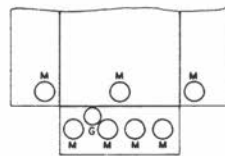


Figure 13

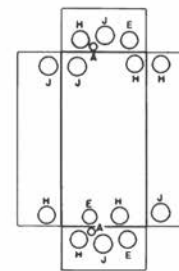


Figure 14

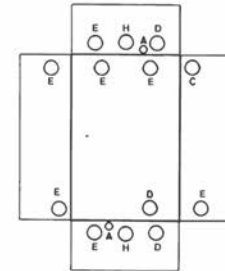


Figure 15

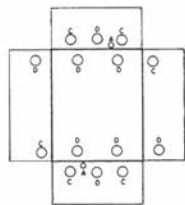


Figure 16

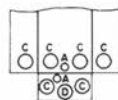


Figure 17

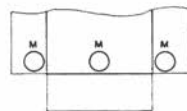


Figure 18

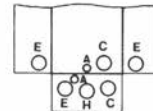


Figure 19

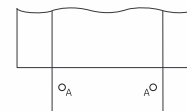


Figure 20

Safety Switches Enclosure Dimensions

Spec-Setter™ Safety Switches

TG, TH and TS, NEMA Type 1 and 3R Enclosures

For additional information on GE safety switches,
please visit the Publication Library at www.geindustrial.com
to view and download the following resources:

Pub. Number	Title
DET-845	Spec Setter Safety Switches
DET-842	Stainless Steel Safety Switches Sealed Tight – Latch It!
DET1027	Spec Setter General Duty Red Safety Switches
DET1024	Series Rated Safety Switches Interactive Selection Guide
DEE-576	General Duty Safety Switches
DEQ-219	GE's Side-Swing Safety Switches
DET-843	GE Residential Products and Solutions
DEA-464	Small Projects Same Day Flyer
DET-651	Small Projects Selection Guide