



[Catalog Home](#)

Product Datasheet


ANDERSON FARGO

VACL25012BN -- Terminal, Compression



VERSAtile Aluminum Compression Terminal

Product Specifications

<p>Series Image (Lugs)</p>	 <p>VACL Series Aluminum Compression Lug Tin Plated - UL Listed VERSAtile (die and VC tools)</p>
Material	Aluminum Alloy--Tin Plated
PDF Catalog Page	Click HERE to view the web page.
Plating	Yes
Inhibitor	Yes
Number of Pad Holes	2
Pad Bolt Diameter	0.50 in (12.7 mm)
VersaCrimp Conductor Size Minimum	.368 in
VersaCrimp Conductor Size Maximum	.575 in
Die Type Tooling Crimp Conductor Size Minimum	.574 in
Die Type Tooling Conductor Size Maximum	.575 in
Lug Conductor Type	AAAC, AAC, ACAR, ACSR, Compact, CU
Style	Pressed Tubing
Spade Holes	2
Bolt Diameter	0.50 in (12.70 mm)
Crimp Method	VERSAtile (accommodates conventional and Anderson tools)
UL Listed	Yes
Body Material	Aluminum
Dimension A	5.3125 in (91 mm)
Dimension B	1.50 in (38 mm)
Dimension C	1.25 in (32 mm)
Dimension D	0.3125 in (8 mm)
UPC Code	09635933410
Standard Package	25
Standard Package Unit	Each
Min Order Qty	25
Weight / Ea.	0.294 lbs

Notes

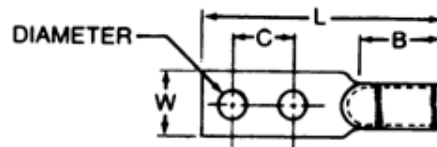
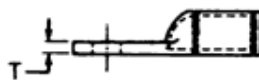
When used with die type compression tools, use with maximum size conductor only.

Features

Rated at 34.5 KV. UL listed for aluminum or copper conductors. CSA certified.

Compressed Product Number

VACL25012BN



VACL/VACS/VACT – Anderson/Burndy

TABULATION CONTINUED

Catalog Number VACL [®] VACS [®] VACT [®]	ANDERSON™ VERSA-CRIMP® COMPRESSION TOOLS (Crimps per Connection)						CONVENTIONAL COMPRESSION DIE TOOLING (Crimps per Connection)												
	V-C Tools Wire Range (AWG or MCM)	VERSA-CRIMP Tools (Number of Crimps)					Wire Size (AWG or MCM)	Die Color Code [Ⓢ]	Burndy (Crimps)							Burndy Indentor Tools (1 Crimp)			
		VC6 500	VC6 350	VC6 [Ⓢ]	VC6 FT [Ⓢ]	VC6 AL NIBS			Die Index No.	Tool Y34A	Tools Y35 Y39	Tool Y34B	Tool Y48B	Tool Y486RB	Tool MY-29	Tool Y34A (Indentor)	Tool Y34B (Indentor)	Tool Y48B (Indentor)	Tool Y486RB (Indentor)
										Die	Die	Die	Die	Die	Die	Nest	Nest	Nest	Nest
-8	#8 AL/CU	1	1				#8 AL/CU	Blue	374		U8CABT (2)				#8 (1)				
-6	#6 AL/CU	1	1				#6 AL/CU	Gray	346	A6CAB (1)	U8CABT (1)	B6CD (1)			#6 (1)	A4CD (Y34PA)	B4CD (Y34PA)		
-4	#4 AL/CU	2	2				#4 AL/CU	Green	375	A4CAB (1)	U4CABT * (1)	B4CD (1)	C4CAB (1)		#4 (1)	A1CD (Y34PA)	B1CD (Y34PA)		
-2	#6-#2 AL/CU	2	2	2	2		#2 AL/CU	Pink	348	A2CAB (1)	U2CABT (1)	B2CD (1)			#2 (2)	A26D (Y34PA)	B26D (Y34PA)		
-1	#8-#1 AL/CU	2	2	2	2		#1 AL/CU	Tan	296	A25AR (1)	U25ART * (1)	B1CD (1)			#1 (2)	A27D (Y34PR-5)	B27D (Y34PR-5)		
-1/0	#6-1/0 AL/CU	2	2	2	2		1/0 AL/CU	Tan	296	A25AR (1)	U25ART * (1)	B25D (1)			1/0 (2)	A27D (Y34PR-5)	B27D (Y34PR-5)		
-2/0	#4-2/0 AL/CU	2	2	2	2		2/0 AL/CU	Olive	297	A26AR (2)	U26ART (2)	B26D (1)			2/0 (2)	A29D (Y34PR-5)	B29D (Y34PR-5)		
-3/0	#4-3/0 AL/CU	2	2	2	2		3/0 AL/CU	Ruby	467	A27AR (2)	U27ART (2)	B27D (1)			3/0 (2)	A30D (Y34PR-5)	B30D (Y34PR-5)		
-4/0	#2-4/0 AL/CU	3	3	2	2		4/0 AL/CU	White	298	A28AR (2)	U28ART (2)	B28D (1)	C28AR (1)	F28AR (1)	4/0 (2)	A31D (Y34PR-5)	B31D (Y34PR-5)		
-250	1/0-250 AL/CU	3	3	2	2		250 AL/CU	Red	324	A29AR (2)	U29ART (2)	B29D (1)	C29AR (1)	F29AR (1)		A32D (Y34PR-5)	B32D (Y34PR-5)		
-300	1/0-300 AL/CU	3	3	2	2		300 AL/CU	Blue	470	A30AR (2)	U30ART (2)	B30D (2)	C30AR (1)	F30AR (1)		A34D (Y34PR-11)	No Die	C34D (Y48PR-1) F34D (Y48PR-1)	
-350 [Ⓢ]	2/0-350 AL/CU	4		3	3		350 AL/CU	Brown	299		U31ART (2)	B31D (2)	C31AR (1)	F31AR (1)				C35D (Y48PR-1) F35D (Y48PR-1)	
-400 [Ⓢ]	3/0-400 AL/CU	5		4 O'lap	4 O'lap		400 AL/CU	Green	472		U32ART (4)	B32D (2)	C32AR (2)	F32AR (2)				C36D (Y48PR-1) F36D (Y48PR-1)	
-500 [Ⓢ]	4/0-500 AL/CU	7		4 O'lap	4 O'lap		500 AL/CU	Green	472		U32ART (4)	No Die Required (2)	C32AR (2)	F32AR (2)					
-600	350 - 600 AL 350 - 500 CU				4	3	600 AL	Pink	300		U34ART (4)		C34AR (2)	F34AR (2)					
-750	500 - 750 AL 500 CU				4	3	750 AL	Pink	300		U34ART (4)		C34AR (2)	F34AR (2)					
-1000	750-1000 AL					3	1000 AL	Brown	302				C44AR (2)	F44AR (2)				C46D (Y48PR-1) F46D (Y48PR-1)	

* TBM-8 Tool ONLY
 * Anderson HC-12 Dies, Burndy's Y-35 Dies and Blackburn's JB-12 Dies are interchangeable.
 Ⓢ "VACL" Lug sizes -350 to -500 take 1 less crimp (VC6 Tools) than shown.
 Ⓢ Color code is for Anderson and Burndy dies only. Use the recommended die number (NOT die color) for Blackburn, Kearney & T&B Hyd. Tools/Dies.
 Ⓢ The "VACL" lugs are qualified for UL "HV" applications.
 Ⓢ The "VACS" sleeves and "VACT" tee connectors are for AL to AL or AL to CU connections ONLY. (NOT for CU to CU connections).
 * Not UL Listed-pending completion of test.

VACL/VACS/VACT – Anderson/Others

TABULATION CONTINUED

Catalog Number VACL ^① VACS ^② VACT ^③	ANDERSON™ VERSA-CRIMP® COMPRESSION TOOLS (Crimps per Connection)						CONVENTIONAL COMPRESSION DIE TOOLING (Crimps per Connection)										
	V-C Tools Wire Range (AWG or MCM)	VERSA-CRIMP Tools (Number of Crimps)					Wire Size (AWG or MCM)	Die Color Code ^④	Blackburn (Crimps)		Kearney (Crimps)			Thomas & Betts (Crimps)			
		*VC6 500	VC6 350	VC6 ①	VC6 FT ①	VC8 AL NIBS			Tool OD-58	Tool JB-12A	Die	Tools (No. of Crimps)			Tools TBM5 TBM8	Hyd. Tools	
												O-52	WH-1 PH-1	WH-2 PH-2		12 Ton	15 Ton
Die	Die	Die	Die	Die													
-6	#8 ALCU	1	1			#8 ALCU	Blue	BY17C (2)	B73CH (1)	1/4	(2)			Blue (1)	24 (1)	24 (1)	
-6	#6 ALCU	1	1			#6 ALCU	Gray	BY19C (3)	B74CH (1)	5/16	(3)	(1)	(1)	Gray (2)	29 (2)	29 (2)	
-4	#4 ALCU	2	2			#4 ALCU	Green	BY21C (3)	U4CABT * (1)	3/8	(3)	(2)	(2)	Green (2)	37 (2)	37 (2)	
-2	#6-#2 ALCU	2	2	2	2	#2 ALCU	Pink	BY23C (3)	B06CH (1)	1/2	(3)	(2)	(2)	Pink (2)	45 (2)	45 (2)	
-1	#6-#1 ALCU	2	2	2	2	#1 ALCU	Tan	BY29C (4)	U25ART * (1)	9/16	(4)	(2)	(2)	Tan (2)	50 (2)	50 (2)	
-1/0	#8-1/0 ALCU	2	2	2	2	1/0 ALCU	Tan	BY25C (4)	U25ART * (1)	9/16	(4)	(2)	(2)	Tan (2)	50 (2)	50 (2)	
-2/0	#4-2/0 ALCU	2	2	2	2	2/0 ALCU	Olive	BY31C (4)	B09CH (2)	5/8-1	(4)	(3)	(3)	Olive (2)	54 (1)	54H (2)	
-3/0	#4-3/0 ALCU	2	2	2	2	3/0 ALCU	Ruby	BY27C (5)	B26CH (2)	11/16	(5)	(3)	(3)	Ruby (2)	62 (1)	62 (1)	
-4/0	#2-4/0 ALCU	3	3	2	2	4/0 ALCU	White	BY35C (5)	B10CH1 (2)	7/8	(5)	(3)	(3)	*White (4)	71H (3)	71H (3)	
-250	1/0-250 ALCU	3	3	2	2	250 ALCU	Red	BY37C (5)	B11CH (2)	8/0	(5)	(3)	(3)	*Red (5)	78H (3)	76 (2)	
-300	1/0-300 ALCU	3	3	2	2	300 ALCU	Blue		B61EA (1)	28/32		(2)	(2)	*Blue (5)	87H (1)	87H (3)	
-350 ⊙	2/0-350 ALCU	4		3	3	350 ALCU	Brown		B12CH1 (2)	1-1/8-1		(2)	(2)	*Brown (5)	94H (3)	94H (3)	
-400 ⊙	3/0-400 ALCU	5		4 O'tap	4 O'tap	400 ALCU	Green		B80EA (2)	1-1/8-1		(2)	(2)		99H (3)	99H (3)	
-500 ⊙	4/0-500 ALCU	7		4 O'tap	4 O'tap	500 ALCU	Green		B80EA (3)	1-1/8-2		(2)	(2)		99H (4)	96 (2)	
-600	350-600 AL 350-500 CU				4	3	600 AL	Pink		B20AH (3)	1-5/16		(4)		106H (5)	106H (5)	
-750	500-750 AL 500 CU				4	3	750 AL	Pink		B20AH (3)	1-5/16		(4)		106H (5)	106H (5)	
-1000	750-1000 AL					3	1000 AL	Brown									

* TBM-8 Tool ONLY

* Anderson HC-12 Dies, Burndy's Y-35 Dies and Blackburn's JB-12 Dies are interchangeable.

① "VACL" Lug sizes -350 to -500 take 1 less crimp (VC6 Tools) than shown.

② Color code is for Anderson and Burndy dies only. Use the recommended die number (NOT die color) for Blackburn, Kearney & T&B Hyd. Tools/Dies.

③ The "VACL" lugs are qualified for UL "HV" applications.

④ The "VACS" sleeves and "VACT" tee connectors are for AL to AL or AL to CU connections ONLY. (NOT for CU to CU connections).

* Not UL Listed-pending completion of test.

[Catalog Home](#)



[Warranty Info](#) | [Trademarks](#) | [Terms of Use](#)

All contents Copyright © 2007 Hubbell Power Systems, Inc. All rights reserved.

NOTE: Because Hubbell has a policy of continuous product improvement, we reserve the right to change design and specifications without notice.