



Product Datasheet


ANDERSON FARGO

VHCL1012 -- Terminal, Compression



Copper Compression Terminal lug (Long Barrel)

Product Specifications

<p>Series Image (Lugs)</p>	 <p>VHCL Series Copper Compression Lug Long Barrel 1 or 2 hole Tin Plated - UL Listed VERSAtile (die and VC tools)</p>
Material	Copper
PDF Catalog Page	Click HERE to view the web page.
Plating	Yes
Inhibitor	No
Number of Pad Holes	1
Pad Bolt Diameter	0.50 in (12.7 mm)
VersaCrimp Conductor Size Minimum	.184 in
VersaCrimp Conductor Size Maximum	.373 in
Die Type Tooling Crimp Conductor Size Minimum	.368 in
Die Type Tooling Conductor Size Maximum	.373 in
Lug Conductor Type	CU
Spade Holes	1
Bolt Diameter	0.50 in (12.70 mm)
Crimp Method	VERSAtile (accommodates conventional and Anderson tools)
UL Listed	Yes
Body Material	Copper Tube
Dimension B	1.38 in (35 mm)
Dimension L	2.81 in (71 mm)
Dimension T	0.12 in (3 mm)
Dimension W	0.75 in (19 mm)
UPC Code	09635933771
Standard Package	1
Standard Package Unit	Each
Min Order Qty	10
Weight / Ea.	0.098 lbs

Material Type

Non-Standard

Notes

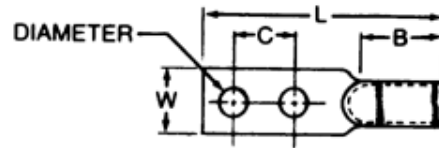
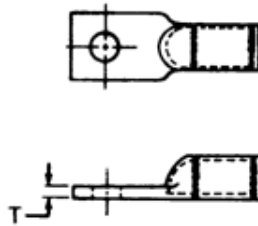
For use with either VERSA-Crimp or conventional compression tools. For use with copper stranded conductor only. When used with die type compression tools, use with maximum size conductor only Rated at 34.5 KV.

Features

Color coded bands or easy die selection.

Compressed Product Number

VHCL1012



VHS & VHCL

Catalog Number VHS VHCL	ANDERSON™ VERSA-CRIMP® COMPRESSION TOOLS (Crimps per Connection)								CONVENTIONAL COMPRESSION DIE TOOLING (Crimps per Connection)													Conductor Insulation Strip Lengths (Min.) ①	
	V-C Tools Wire Range AWG or MCM Stranded (Copper Only)	VERSA-CRIMP® Tools (Number of Crimps)							Copper Wire Size AWG or MCM STR	Die Color Code	Burdny (Crimps)	Burdny Longitudinal Indent (Crimps)						Kearney (Crimps)		Thomas & Betts (Crimps)			Hyd. Tools 12, 15 20 & 40 Ton ②
		*VC8 -500	VC8 -350	VC6 ③	VC6 FT	VC7 FT	VC7 FT	VC8 AL NIBS			Tool MY29-3	Tool Y34A Indenter Y34PR	Tool Y34B Indenter Y34PR	Tool Y44B Indenter Y44PR	Tool Y48B Indenter Y48PR	Tool Y48RB Indenter Y48PR	Tools Y35 Y39 Y45 [†]	Tools "O"	Tools "WH"	Tools TBM5 TBM8	Hyd. Tools 12, 15 20 & 40 Ton		
											Neat Setting	Neat	Neat	Neat	Neat	Neat	Die	Die	Die	Die	Die		
-6	#6	2	2					#6	Blue	#6 (1)	A6CD (1)	B6CD (1)				U5CRT (2)			Blue (2)	24 (1)	1-1/4"		
-4	#4	2	2					#4	Gray	#4 (1)	A4CD (1)	B4CD (1)				U4CRT (2)	5/16 (5)	5/16 (2)	Gray (2)	29 (1)	1-1/4"		
-2	#6-#2	2		2 O'lap	2 O'lap	2	2	#2	Brown	#2 (1)	A2CD (1)	B2CD (1)				U2CRT (2)	3/8 (5)	3/8 (2)	Brown (2)	33 (1)	1-3/8"		
-1	#6-#1	3	3	2	2	2	2	#1	Green	#1 (1)	A1CD (1)	B1CD (1)				U1CRT (1)			Green (2)	37 (1)	1-1/2"		
-1/0	#6-1/0	3	3	2	2	2	2	1/0	Pink	1/0 (1)	A25D (1)	B25D (1)	E25D (1)			U25RT (2)	1/2 (5)	1/2 (2)	Pink (2)	42H(2) 42(1)	1-1/2"		
-2/0	#4-2/0	3	3	2	2	2	2	2/0	Black	2/0 (1)	A26D (1)	B26D (1)	E26D (1)			U26RT (2)	9/16 (5)	9/16 (3)	Black (2)	45 (1)	1-5/8"		
-3/0	#2-3/0	3	3	2	2	2	2	3/0	Orange	3/0 (1)	A27D (1)	B27D (1)	E27D (1)			U27RT (2)	9/16 (5)	9/16 (3)	Orange (2)	50 (1)	1-5/8"		
-4/0	#1-4/0	3	3	2	2	2	2	4/0	Purple	4/0 (1)	A28D (1)	B28D (1)	E28D (1)	C28D (1)	F28D (1)	U28RT (2)	5/8-1 (5)	5/8-1 (3)	Purple (2)	54 (1)	1-3/4"		
-250	1/0-250	3	3	2	2	2	2	250	Yellow	250 (1)	A29D (1)	B29D (1)	E29D (1)	C29D (1)	F29D (1)	U29RT (2)	11/16 (5)	11/16 (3)	Yellow (2)	60(1) 62(1)	1-3/4"		
-300	2/0-300	4	4	3	3	3	3	300	White		A30D (2)	B30D (2)	E30D (2)	C30D (2)	F30D (2)	U30RT (2)	7/8 (5)	7/8 (3)	*White (4)	66H(4) 66(2)	2-1/8"		
-350	3/0-350	5		3	3	3	3	350	Red		A31D (2)	B31D (2)	E31D (2)	C31D (2)	F31D (2)	U31RT (2)	8/40 (5)	8/40 (3)	*Red (4)	71H(4) 71(2)	2-1/8"		
-400	4/0-400	6		3	3	3	3	400	Blue		A32D (2)	B32D (2)	E32D (2)	C32D (2)	F32D (2)	U32RT (2)			*Blue (4)	76H(4) 76(2)	2-1/4"		
-500	4/0-500	6		4 O'lap	4 O'lap	4	4	2 ^②	500	Brown	A34D (2)	No Die Required (2)	E34D (2)	C34D (2)	F34D (2)	U34RT (4)		1 or 1-2 (3)	*Brown (4)	87H(4) 87(2)	2-3/8"		
-600	250-600				4		4	3 ^②	600	Green			E36D (2)	C36D (2)	F36D (2)	U36RT (5)				94H(4) 94(2)	2-13/16"		
-750	500-750				4 O'lap		4	3	750	Black			E39D (2)	C39D (2)	F39D (2)					106H(4) 106(2)	3"		
-800	500-800							3	800				E40D (2)	C40D (2)	F40D (2)					107H(4) 107(2)	3-1/16"		
-1000	750-1000							4 O'lap	1000				No Die Required (2)	C44D (2)	F44D (2)					125H(4) 125(2)	3-1/8"		
-1500	1000-1500							4 O'lap	1500						C46D (2)	F46D (2)						3-5/16"	

* TBM-8 Tool ONLY

[†] Burdny Y45 head requires an adapter for use with "U" series dies.

① Users of VC6 and VC7 tools must strip off an extra 1-5/8" of insulation from one end of cable to permit removal of tool over conductor sizes 250 MCM and larger on "VHS" sleeves.

② VC8 tool crimps 500 MCM ONLY.

③ VC8 tool crimps 500-600 MCM ONLY.

* Not UL Listed-pending completion of test.

Catalog Home



[Warranty Info](#) | [Trademarks](#) | [Terms of Use](#)

All contents Copyright © 2007 Hubbell Power Systems, Inc. All rights reserved.

NOTE: Because Hubbell has a policy of continuous product improvement, we reserve the right to change design and specifications without notice.