

WIREMOLD®

Surface Style Poke-Thru Devices


Bring Power & Communication Services Directly to the Workstation




Protection from
water, dirt,
and debris.

Flush Style Poke-Thru Devices are an excellent solution for bringing power, communication, and audio/video services to the workstation in an open space, above-grade floor environment. All Wiremold Flush Style Poke-Thru Devices come with built-in TopGuard™ protection, an industry-leading design that meets and exceeds UL scrub water exclusion requirements for tile and carpet floors. Topguard protection prevents water, dirt, or debris from entering not just the power devices, but also the communication devices.

All Wiremold Flush Style Poke-Thru Devices can be installed on tile, carpet, or wood covered floors. Each of these devices provides an excellent solution for both new or retrofit construction, with typical applications that include office buildings, airports, malls, shopping centers, libraries, and schools.



RC7 Series



AV3 Series



RC4 Series



AMD8 Series

FEATURES & BENEFITS

- **AV3 Series is specifically designed to meet the growing needs of the audio and video market.** AV3 Series accepts Extron® MAAP Series mini architectural adapter plates. The MAAP line includes passive A/V connector plates that support a wide variety of video, audio, control, voice and data connectors, as well as active modules such as VGA line drivers, audio buffers and twisted pair transmitters. (Extron devices sold separately only through authorized Extron dealers.)
- **AMD8 Series is designed to meet the growing need for more communication capacity at the workstation.** AMD8 Series is a large capacity all communication poke-thru device, providing up to 8-ports for communication devices. AMD8 is a flush style device with individual slide covers to prevent water, dirt and debris from entering the communication devices.
- **TopGuard Protection.** Integral design component that prevents water, dirt and debris from entering power and communication compartments. Whenever you see the TopGuard protection icon on any Wiremold product, you'll know it meets and exceeds UL scrub water exclusion requirements for tile and carpet floors.
- **UL Listed and UL Fire Classified to U.S. and Canadian safety standards for tile and terrazzo.** Includes the new UL requirements under UL514A and UL 514C for the scrub water exclusion test for carpet and wood covered floors.
- **Multiple service capability.** RC7, AV3, and RC4 Series provide power and communication services. The AV3 and RC4 Series provide for use of flush or recessed fiber optic devices. Eliminates the cost of a second poke-thru to accommodate additional services.
- **Provides flexibility with a single poke-thru unit.** 20A duplex receptacle in the AV3, and the RC7 Series can be wired as standard or isolated ground receptacle. Two 20A duplex power receptacles in the RC4 Series are wired with a 6-wire system with individual neutral and ground wires, and can be wired for standard or isolated ground. RC9 quad 15A receptacle can also be wired as standard or isolated ground receptacle.
- **Individual slide covers.** Protects power and communication devices. Power slide covers snap back into place when receptacle is not in use. Activate either power or communication services, simultaneously or individually. RC9AMD and AMD8 Series Poke-Thru Devices are the only all communication poke-thru devices available with slide cover protection.
- **Datacom connectivity options.** Accepts industry standard and proprietary devices from a wide range of manufacturers to provide a seamless and aesthetically pleasing interface for voice, data, audio, and video applications at the point-of-use.
- **"Step-on-it" installation.** Quick and easy installation without the need for additional fasteners or a second installer.
- **Suitable for use in air handling plenums.** In accordance with Sec 300-22(C) of the National Electrical Code.
- **Meets ADA Accessibility Guidelines.** Wide trim flange on the product is designed to meet the ADA Accessibility Guidelines as it pertains to ADA Standard 4.5 which addresses changes in floor and ground surface levels. The poke-thru trim flanges are beveled so the slope is no greater than 1:2 ratio.
- **Fire rated for up to 2-hour rated floors.** Maintains the fire classification of the floor.

Flush Poke-Thru Device Specifications

3" Diameter Hole		RC7 Series	RC9 Series	RC9AMD Series
POKE-THRU SERIES				
HOLE SIZE		Minimum: 3 1/16" (78mm) Maximum: 3 1/8" (79mm)	Minimum: 3 1/16" (78mm) Maximum: 3 1/8" (79mm)	Minimum: 3 1/16" (78mm) Maximum: 3 1/8" (79mm)
UL FIRE CLASSIFICATION		1-, 1 1/2- & 2-hrs	1-, 1 1/2- & 2-hrs	1-, 1 1/2- & 2-hrs
UL SCRUBWATER PROTECTION		TopGuard™	TopGuard™	TopGuard™
CAPACITY		2 Gangs (1) 20A Duplex Receptacle, (2) Ports of Communication Devices	2 Gangs (1) 15A Quad Receptacle, (2) Openings for Communication Pass-Through	2 Gangs (4) Ports of Communication Devices
MAXIMUM COPPER FILL	POWER*	(3) #12 AWG .01536 Sq. in. (9.91 sq. mm)	(3) #12 AWG .01536 Sq. in. (9.91 sq. mm)	N/A
	COMMUNICATIONS*	(1) Cat 6A/Channel .004 Sq. in. (2.58 sq. mm)	(1) Cat 6A/Channel .004 Sq. in. (2.58 sq. mm)	(4) Cat 6A/Channel .01600 Sq. in. (10.324 sq. mm)
FEED CHANNELS	POWER	3/4" Trade Size	3/4" Trade Size	N/A
	COMMUNICATIONS	1/2" Trade Size/Channel (2) Channels per unit	1/2" Trade Size/Channel (2) Channels per unit	2" Trade Size
COVER SIZE		7" (178mm)	7" (178mm)	7" (178mm)
COVER COLORS		Black, Brass, Aluminum, Gray, Ivory	Black, Brass, Aluminum, Gray, Ivory	Black, Brass, Aluminum, Gray, Ivory
APPROVED CONCRETE FLOOR COVERINGS		Carpet, Tile & Wood	Carpet, Tile & Wood	Carpet, Tile & Wood
FLOOR COVERING THICKNESS		Minimum: 1/8" (3.2mm) Maximum: 3/4" (19.1mm)	Minimum: 1/8" (3.2mm) Maximum: 3/4" (19.1mm)	Minimum: 1/8" (3.2mm) Maximum: 3/4" (19.1mm)

4" Diameter Hole		AV3 Series	AMD8 Series	RC4 Series	RC3 Series
POKE-THRU SERIES					
HOLE SIZE		Minimum: 4" (102mm) Maximum: 4 1/8" (105mm)	Minimum: 4" (102mm) Maximum: 4 1/8" (105mm)	Minimum: 4" (102mm) Maximum: 4 1/8" (105mm)	Minimum: 4" (102mm) Maximum: 4 1/8" (105mm)
UL FIRE CLASSIFICATION		1-, 1 1/2- & 2-hrs	1-, 1 1/2- & 2-hrs	1-, 1 1/2- & 2-hrs	1-, 1 1/2- & 2-hrs
UL SCRUBWATER PROTECTION		TopGuard™	TopGuard™	TopGuard™	TopGuard™
CAPACITY		2 Gangs (1) 20A Duplex Receptacle, (3) Single Width Extron MAAP Devices or (4) Ports of Communications	1 Gang All Communications, (8) Ports for Communication Devices	2 Gangs (2) 20A Duplex Receptacles, and (4) ports of Communication Devices	2 Gangs (1) 20A Duplex Receptacle, and (4) Ports for Communication devices
MAXIMUM COPPER FILL	POWER*	(3) #12 AWG .01536 Sq. in. (9.91 sq. mm)	N/A	(6) #12 AWG .03072 Sq. in. (19.82 sq. mm)	(3) #12 AWG .01536 Sq. in. (9.91 sq. mm)
	COMMUNICATIONS*	(6) Cat 6A/Channel .01938 Sq. in. (12.503 sq. mm)	(10) Cat 6A/Channel .03474 Sq. in. (22.412 sq. mm)	(2) Cat 6/Channel .008 Sq. in. (5.16 sq. mm)	(2) Cat 6/Channel .008 Sq. in. (5.16 sq. mm)
FEED CHANNELS	POWER	3/4" Trade Size	3/4" Trade Size	3/4" Trade Size	3/4" Trade Size
	COMMUNICATIONS	1 1/4" Trade Size/Channel	1 1/4" Trade Size/Channel	3/4" Trade Size (Equivalent) Oval Shaped Opening	3/4" Trade Size (Equivalent) Oval Shaped Opening
COVER SIZE		8 1/4" (210mm)	8 1/4" (210mm)	8 1/4" (210mm)	7 1/2" (191mm)
COVER COLORS		Black, Brass, Aluminum, Gray, Ivory	Black, Brass, Aluminum, Gray, Ivory	Black, Brass, Aluminum, Gray, Ivory	Black, Brass, Aluminum, Gray, Ivory
APPROVED CONCRETE FLOOR COVERINGS		Carpet, Tile & Wood	Carpet, Tile & Wood	Carpet, Tile & Wood	Carpet, Tile & Wood
FLOOR COVERING THICKNESS		Minimum: 1/8" (3.2mm) Maximum: 3/4" (19.1mm)	Minimum: 1/8" (3.2mm) Maximum: 3/4" (19.1mm)	Minimum: 1/8" (3.2mm) Maximum: 3/4" (19.1mm)	Minimum: 1/8" (3.2mm) Maximum: 3/4" (19.1mm)

* The above maximum copper fill values are the maximum amount of copper to maintain fire classification and are for each individual power and communication compartments. Do not add values together for any one compartment.

Flush Poke-Thru Device Specifications

Copper Cross Section:

The copper cross-sectional area determines the amount of wire fill capacity in a poke-thru device. Unlike other wire and cable management systems that utilize wire fill capacity, a poke-thru device is UL tested under fire conditions to determine the maximum amount of copper conductors that will pass through a poke-thru device, while maintaining the fire-rating of the floor assembly. All Walker Flush Style Devices are UL Classified to U.S. and Canadian safety standards.

Copper Cross Sectional Area of Commonly Used Conductors		
Size	Solid	
#24	.00032 sq. in.	(.206mm ²)
#23	.00040 sq. in.	(.258mm ²)
#22	.00050 sq. in.	(.322mm ²)
#14	.00323 sq. in.	(2.083mm ²)
#12	.00512 sq. in.	(3.303mm ²)
#10	.00815 sq. in.	(5.258mm ²)
# 8	.01296 sq. in.	(8.361mm ²)

NOTE: Use above values for solid or stranded conductors.

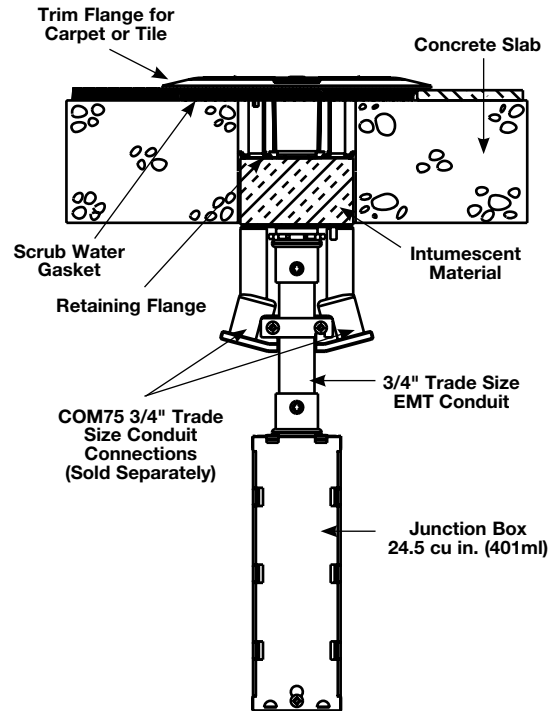
Concrete Thickness Min/Max:

1-HOUR RATED FLOOR – 2 1/4" (57mm) min over top of deck (or 3" (76mm) thick reinforced concrete slab) to a maximum of 7 1/2" (191mm).

2-HOUR RATED FLOOR – 3 1/4" (83mm) min over top of deck (or 4" (102mm) thick reinforced concrete slab) to a maximum of 7 1/2" (191mm).

Floor Coverings:

The poke-thru device is fire rated for carpet and wood covered concrete floors, and tile floor coverings 1/8" to 3/4" (3.2mm to 19.1mm) thickness. For floor coverings not listed above, consult factory.



CAUTION: These devices are suitable for 1, 1 1/2, and 2 hour rated floor assemblies as described in the UL Fire Resistance directory for each service. These devices meet all UL scrub water requirements, but are not suitable for wet or damp locations, or other areas subject to saturation with water or other liquids such as commercial kitchens.

Download this product's PEP ecopassport, environmental product declaration at www.legrand.us/resources-and-downloads. This declaration conforms with ISO 14025 and 14040 and is in alignment with EN 15804.

Poke-Thru Devices and abandonment fitting are for use with 1-, 1 1/2-, or 2-hour rated unprotected reinforced concrete floor and 1-, 1 1/2- or 2-hour rated floors employing unprotected steel floor units and concrete topping (D900-Series Designs), or concrete floors with suspended ceilings. (Fire resistive designs with suspended ceilings should have provisions for accessibility in the ceiling area below the Poke-Thru Fittings).

The assembled Poke-Thru stem and service fitting or the abandonment fittings will not reduce the ratings of the floor assembly when the thickness and type of concrete (required for the specific rating) are within the specified limits and the fittings are installed as specified:

- 1. Spacing** – Minimum of 2' (610mm) OC and not more than one unit per 65 square feet (6 square meters) of floor area in each span.
- 2. Concrete** – Minimum thickness of structural concrete topping of 2 1/4" (57mm) over metal deck or a minimum 3" thick reinforced concrete slab. Unit weight of concrete to be 110 to 155 pcf.
- 3. Installation** – Mounted in a 4" (102mm) diameter core drilled hole in concrete per installation instructions accompanying the fittings or abandonment fittings. For use with power circuits, data and/or telephone cables as tabulated below.

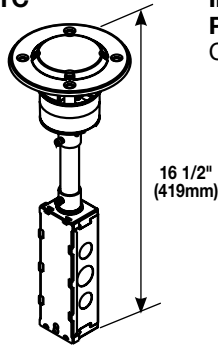
NOTE: The material that is used in Wiremold® Poke-Thru devices is not listed under the directory for Fire Stopping Material because the poke-thru device is UL Classified as "Outlet Boxes and Fittings Classified For Fire Resistance (CEYY)". The pass/fail criteria comes from UL263. The pass criteria is that the poke-thru unit cannot exceed 325° F. above ambient before the concrete slab (or deck) reaches this same temperature. Some poke-thru devices are tested for 2 hours while others are tested for 4 hours. The intumescent material has never been tested as a fire-stopping material as a stand-alone device. This material is designed to work as a unit with the entire poke-thru device.

3 1/16" HOLE SIZE POKE-THRU DEVICES

RC7 Series Ordering Information

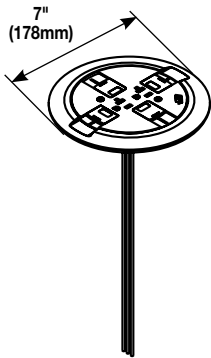
Catalog No./Item **Description/Specifications**

RC7STC



Insert Assembly with Disposable Plate – Use with RC7C Series Covers to complete installation.

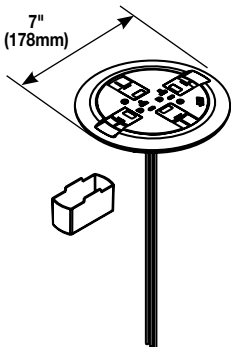
RC7CTCGY*
RC7CTCBK*
RC7CTCAL*
RC7CTCBS*
RC7CTCVY*
RC7CTCAB*
RC7CTCAA*



Finish Flange and Slide Holder Assembly – Prewired 20A duplex can be wired as standard duplex or isolated ground. Wiremold Open system unloaded inserts to accept two discrete keystone connectors from most manufacturers are provided. Includes 2 Cat 6 TechChoice™ discrete keystone connectors and Ortronics® TracJack adapters.

CAUTION: Not intended for use on polished concrete or terrazzo floor applications.

RC7KTCGY*
RC7KTCBK*
RC7KTCAL*
RC7KTCBS*



Retrofit Kit – Used to upgrade existing installations of RC7 Poke-Thru Devices on carpet floors to meet scrub water requirements. Includes 20A duplex receptacle that can be wired as a standard duplex or isolated ground, two Category 6 TechChoice™ discrete keystone connectors, and two Ortronics TracJack mounting bezels. Also includes scrub water finish flange and slide holder assembly. Kit also includes duplex receptacle barrier. Old barrier must be replaced with new. See installation instructions with retrofit kit for complete installation details.

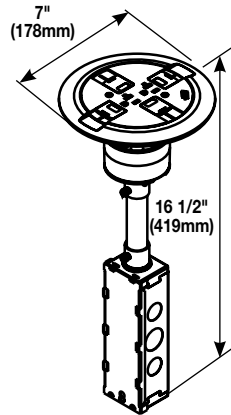
Catalog No./Item **Description/Specifications**

Catalog Number Explanation RC7ATCAL

RC7	A	TC	AL
Identifies Poke-Thru Series	Identifies Assembled Unit (A) or Cover (C)	Identifies that Unit is approved for Tile and Carpet Floors	Identifies Color of Cover Assembly (See below)

RC7ATCGY*
RC7ATCBK*
RC7ATCAL*
RC7ATCBS*
RC7ATCVY*
RC7ATCAB*
RC7ATCAA*

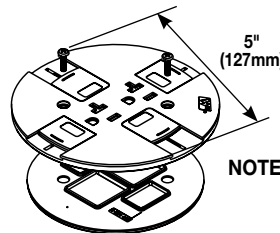
Assembled Unit – Prewired 20A duplex receptacle can be wired as standard duplex or isolated ground. Wiremold Open System unloaded inserts to accept two discrete keystone connectors from most manufacturers are provided. Includes 2 Cat 6 TechChoice™ discrete keystone connectors and Ortronics® TracJack bezels.



CAUTION: Not intended for use on polished concrete or terrazzo floor applications.

RC7SHTCBK
RC7SHTCGY
RC7SHTCBS
RC7SHTCVY

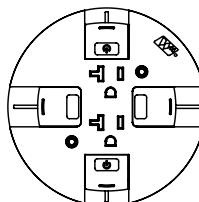
Nonmetallic Slide Holder Assembly – Available in black (BK), gray (GY), ivory (VY), and nonmetallic brass (BS).



NOTE: Assembled with scrub water gasket. For use on tile or carpet floors.

RC7SHTCBKCR
RC7SHTCBSCR
RC7SHTCGYCR
RC7SHTCAACR
RC7SHTCVYCR

Poke-Thru Controlled Receptacle – Nonmetallic Slide Holder Assembly with Controlled Receptacle Markings. Markings are located in a recess pad and are permanent indicating the duplex receptacle below has been wired up to comply with 2014 NEC®, CA Title 24 and ASHRAE Energy Efficiency Standard 90.1. Available in black (BK), brass (BS), gray (GY), aluminum (AA) and ivory (VY). Slide holder to be used with RC7ATC and RC7CTC units.

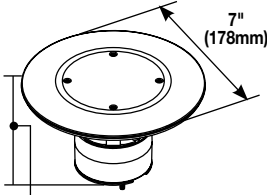
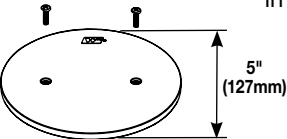



* Poke-Thru Devices on this page are available in some or all of the following cover color options as indicated by the part numbers:


- GY – Gray painted flange with gray nonmetallic cover,
 - BK – Black painted flange with black nonmetallic cover,
 - VY – Ivory painted flange with ivory nonmetallic cover,
 - AL – Brushed Aluminum flange with black nonmetallic cover
 - BS – Brushed Brass flange with black nonmetallic cover
 - AA – Brushed Aluminum flange with aluminum-colored nonmetallic cover
 - AB – Brushed Brass flange with brass-colored nonmetallic cover
- Where applicable, slide covers match the cover color.

3 1/16" HOLE SIZE POKE-THRU DEVICES

RC7 Series Ordering Information (Continued)

Catalog No./Item	Description/Specifications
<p>ABPLUG3</p>  <p style="font-size: small;">3 3/16" (97mm)</p>	<p>Abandonment Plug Assembly – Complete plug assembly for abandoning an open 3" (76mm) cored-hole. Assembly includes intumescent fire-stop material to maintain the fire-classification of the floor, integral retainer ring to prevent the unit from pulling up through the floor, and a black die-cast aluminum cover.</p>
<p>RC7APTCBK RC7APTCGY</p>  <p style="font-size: small;">5" (127mm)</p>	<p>Abandonment Plate – Abandonment available in black (BK), gray (GY).</p> <p>NOTE: To abandon the RC7 Series Poke-Thru Device, the internal gasket, duplex receptacle, and communication modules must not be removed in order to maintain UL Classification. Also the stem must remain in the core-drilled hole.</p>
<p>COM50 COM75</p>  <p>NOTE: No additional capacity with COM75.</p>	<p>Communication Adapter – For two 1/2" trade size conduit connections (COM50). For two 3/4" trade size conduit connections (COM75).</p>

NOTE: See page 3 for specifications.

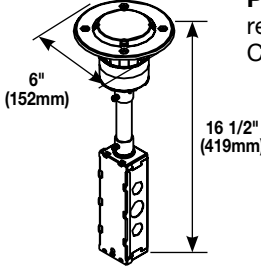
Catalog No./Item	Description/Specifications
<p>RC37REC RC37REC-25</p> 	<p>Replacement Receptacle – Prewired snap-in 20A receptacle can be wired as standard duplex or isolated ground. Available only in black. See installation instructions with replacement receptacle for complete installation details. The RC37REC-25 is available with 25 foot leads and can be wired as standard duplex or isolated ground.</p> <p>NOTE: The 20A duplex receptacle supplied with the new scrub water version RC7 Poke-Thru Device is proprietary and can only be replaced with the RC37REC or RC37REC-25.</p>

3 1/16" HOLE SIZE POKE-THRU DEVICES

RC9 Series Ordering Information

Catalog No./Item **Description/Specifications**

RC9STC

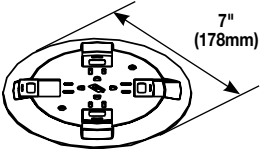


Insert Assembly with Disposable Plate – Includes prewired 15A quad receptacle. Use with RC9C Series Covers to complete installation.

RC9CTCGY*
RC9CTCBK*
RC9CTCAL*
RC9CTCBS*
RC9CTCAB*
RC9CTCVY*

Finish Flange & Slide Holder Assembly – Cover assembly includes two openings for pass-through capability for one 4-pair Category 5e or Category 6 cable per opening.

NOTE: Assembled with scrub water gasket. For use on tile or carpet floors.

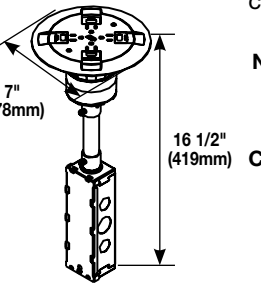


CAUTION: Not intended for use on polished concrete or terrazzo floor applications.

Catalog Number Explanation RC9A15TCGY				
RC9	A	15	TC	GY
Identifies Poke-Thru Series	Identifies Assembled Unit (A) or Cover (C)	Identifies 15A Quad Power Receptacle	Identifies that Unit is Approved for Tile and Carpet Floors	Identifies Color of Cover Assembly (See below for details)

RC9A15TCGY*
RC9A15TCBK*
RC9A15TCAL*
RC9A15TCBS*
RC9A15TCAB*
RC9A15TCVY*

Poke-Thru Assembly – Prewired 15A quad receptacle can be wired as standard quad receptacle or isolated ground. Unit also includes two openings for pass-through capability for one 4-pair Category 5e or Category 6 cable per opening.

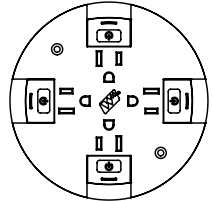


NOTE: Assembled with scrub water gasket. For use on tile or carpet floors.

CAUTION: Not intended for use on polished concrete or terrazzo floor applications.

Catalog No./Item **Description/Specifications**

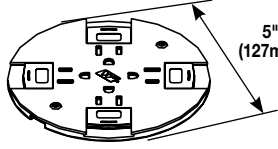
RC9SHTCBKCR
RC9SHTCBSCR
RC9SHTCGYCR
RC9SHTCAACR
RC9SHTCVYCR



Poke-Thru Slide Controlled Receptacle – Nonmetallic Slide Holder Assembly with Controlled Receptacle Markings. Markings are located in a recess pad and are permanent indicating the quad receptacle below has been wired to comply with 2014 NEC®, CA Title 24 and ASHRAE Energy Efficiency Standard 90.1. Available in black (BK), brass (BS), gray (GY), aluminum (AA) and ivory (VY). Slide holder to be used with RC9A15TC and RC9CTC units

RC9SHTCGY
RC9SHTCBK
RC9SHTCBS
RC9SHTCVY

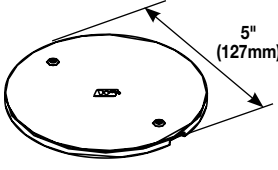
Nonmetallic Slide Holder Assembly – Available in gray (GY), black (BK), ivory (VY), and nonmetallic brass (BS).



NOTE: Assembled with scrub water gasket. For use on tile or carpet floors.

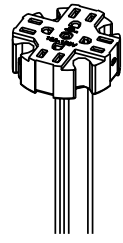
RC9APTCBK

Abandonment Plate – Abandonment available in black (BK).



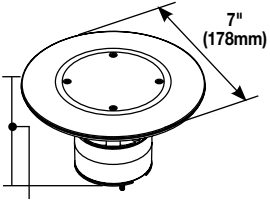
NOTE: To abandon the RC9 Series Poke-Thru Device, the internal gasket and quad receptacle must not be removed in order to maintain UL Classification. Also, the stem must remain in the core-drilled hole.

RC9REC



Replacement Receptacle – Prewired 15A quad receptacle can be wired as standard receptacle or isolated ground. Available only in black. See installation instructions with replacement receptacle for complete installation details.

ABPLUG3



Abandonment Plug Assembly – Complete plug assembly for abandoning an open 3" (76mm) cored-hole. Assembly includes intumescent fire-stop material to maintain the fire-classification of the floor, integral retainer ring to prevent the unit from pulling up through the floor, and a black die-cast aluminum cover.

NOTE: See page 3 for specifications.

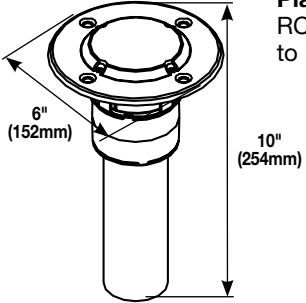
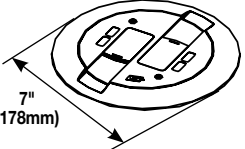
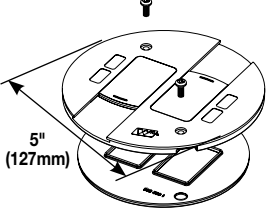
* Poke-Thru Devices on this page are available in some or all of the following cover color options as indicated by the part numbers:

- GY – Gray painted flange with gray nonmetallic cover,
- BK – Black painted flange with black nonmetallic cover,
- VY – Ivory painted flange with ivory nonmetallic cover,
- AL – Brushed aluminum flange with black nonmetallic cover
- BS – Brushed brass flange with black nonmetallic cover
- AA – Brushed aluminum flange with aluminum-colored nonmetallic cover
- AB – Brushed brass flange with brass-colored nonmetallic cover

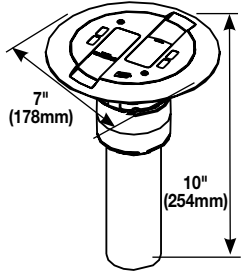
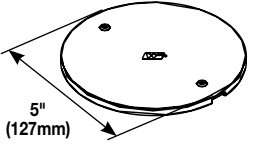
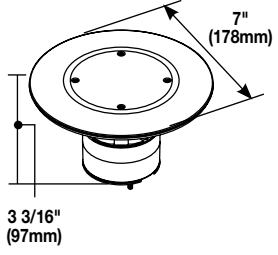
Where applicable, slide covers match the cover color.

3 1/16" HOLE SIZE POKE-THRU DEVICES

RC9AMD Series Ordering Information

Catalog No./Item	Description/Specifications
<p>RC9AM2STC</p> 	<p>Insert Flange with Disposable Plate – Use with RC9C and RC9CMD, Series Covers to complete installation.</p>
<p>RC9CMDTCGY* RC9CMDTCBK* RC9CMDTCAL* RC9CMDTCBS* RC9CMDTCVY* RC9CMDTCVY*</p>  <p>NOTE: Assembled with scrub water gasket. For use on tile or carpet floors</p> <p>CAUTION: Not intended for use on polished concrete or terrazzo floor applications.</p> <p>NOTE: Modular Jacks sold separately.</p>	<p>Finish Flange & Slide Holder Assembly – Includes adapters to accept four (4) Ortronics® TracJack modular jacks, two (2) Series II modular jacks (Devices sold separately) and Wiremold Open System inserts.</p>
<p>RC9SHMDTCGY RC9SHMDTCBK RC9SHMDTCBS RC9SHMDTCVY</p> 	<p>Nonmetallic Slide Holder Assembly– available in black (BK), gray (GY), ivory (VY), and nonmetallic brass (BS).</p>

* Poke-Thru Devices on this page are available in some or all of the following cover color options as indicated by the part numbers:
GY – Gray painted flange with gray nonmetallic cover,
BK – Black painted flange with black nonmetallic cover,
VY – Ivory painted flange with ivory nonmetallic cover,
AL – Brushed Aluminum flange with black nonmetallic cover
BS – Brushed Brass flange with black nonmetallic cover
AA – Brushed Aluminum flange with aluminum-colored nonmetallic cover
AB – Brushed Brass flange with brass-colored nonmetallic cover
 Where applicable, slide covers match the cover color.

Catalog No./Item	Description/Specifications												
<table border="1" style="width: 100%; border-collapse: collapse;"> <thead> <tr> <th colspan="4">Catalog Number Explanation RC9AMDTCGY</th> </tr> <tr> <th style="width: 25%;">RC9</th> <th style="width: 25%;">A</th> <th style="width: 25%;">TC</th> <th style="width: 25%;">GY</th> </tr> </thead> <tbody> <tr> <td>Identifies Poke-Thru Series</td> <td>Identifies Assembled Unit (A) or Cover (C)</td> <td>Identifies that Unit is approved for Tile and Carpet Floors</td> <td>Identifies Color of Cover Assembly (See below)</td> </tr> </tbody> </table>		Catalog Number Explanation RC9AMDTCGY				RC9	A	TC	GY	Identifies Poke-Thru Series	Identifies Assembled Unit (A) or Cover (C)	Identifies that Unit is approved for Tile and Carpet Floors	Identifies Color of Cover Assembly (See below)
Catalog Number Explanation RC9AMDTCGY													
RC9	A	TC	GY										
Identifies Poke-Thru Series	Identifies Assembled Unit (A) or Cover (C)	Identifies that Unit is approved for Tile and Carpet Floors	Identifies Color of Cover Assembly (See below)										
<p>RC9AMDTCGY* RC9AMDTCBK* RC9AMDTCAL* RC9AMDTCBS* RC9AMDTCAB* RC9AMDTCVY* RC9AMDTCAA*</p>  <p>NOTE: Assembled with scrub water gasket. For use on tile or carpet floors</p> <p>NOTE: Modular Jacks sold separately.</p> <p>CAUTION: Not intended for use on polished concrete or terrazzo floor applications.</p>	<p>Poke-Thru Assembly – All communication device accepts up to four UTP connectors. Includes with bezels to accept four (4) Ortronics® TracJack modular jacks and two (2) Series II modular jacks (Devices sold separately) and Wiremold Open System Inserts.</p>												
<p>RC9APTCBK</p> 	<p>Abandonment Plate – Abandonment available in black (BK).</p> <p>NOTE: To abandon the RC9 Series Poke-Thru Device, the internal gasket and quad receptacle must not be removed in order to maintain UL Classification. Also, the stem must remain in the core-drilled hole.</p>												
<p>ABPLUG3</p> 	<p>Abandonment Plug Assembly – Complete plug assembly for abandoning an open 3" (76mm) cored-hole. Assembly includes intumescent fire-stop material to maintain the fire-classification of the floor, integral retainer ring to prevent the unit from pulling up through the floor, and a black die-cast aluminum cover.</p> <p>CAUTION: Not intended for use on polished concrete or terrazzo floor applications.</p>												

NOTE: See page 3 for specifications.

4" HOLE SIZE POKE-THRU DEVICES

AV3 Series Ordering Information

Catalog No./Item **Description/Specifications**

AV3STC

Insert Assembly with Disposable Plate – Use with AV3C Series covers to complete installation.

AV3CTCGY*
AV3CTCBK*
AV3CTCAL*
AV3CTCAA*
AV3CTCBS*
AV3CTCAB*
AV3CTCVY*

Finish Flange & Slide Holder Assembly – Includes one prewired 20A duplex receptacle which can be wired as a standard receptacle or isolated ground. Includes one Extron adapter to accept Extron MAAP mini architectural adapter plates. (Extron devices sold separately, only through authorized Extron dealers). Includes Ortronics® TracJack and Series II mounting adapters and Wiremold Open System adapters and inserts.

NOTE: Assembled with scrub water gasket. For use on tile or carpet floors.

NOTE: Modular Jacks sold separately.

CAUTION: Not intended for use on polished concrete or terrazzo floor applications.

Catalog Number Explanation AV3ATCAL			
AV3	A	TC	AL
Identifies Poke-Thru Series	Identifies Assembled Unit (A) or Cover (C)	Identifies that Unit is approved for Tile and Carpet Floors	Identifies Color of Cover Assembly (See below)

AV3ATCGY*
AV3ATCBK*
AV3ATCAL*
AV3ATCAA*
AV3ATCBS*
AV3ATCAB*
AV3ATCVY*

Assembled Unit – A/V device includes one prewired 20A duplex receptacle which can be wired as a standard receptacle or isolated ground. Includes one Extron bezel to accept Extron MAAP mini architectural adapter plates. (Extron devices sold separately, only through authorized Extron dealers). Includes Ortronics® TracJack and Series II mounting adapters and Wiremold Open System adapters and inserts.

NOTE: Assembled with scrub water gasket. For use on tile or carpet floors.

NOTE: Modular Jacks sold separately.

CAUTION: Not intended for use on polished concrete or terrazzo floor applications.

Catalog No./Item **Description/Specifications**

AV3SHTCBKCR
AV3SHTCBSCR
AV3SHTCGYCR
AV3SHTCAACR
AV3SHTCVYCR

Poke-Thru Controlled Receptacle – Nonmetallic Slide Holder Assembly with Controlled Receptacle Markings. Markings are located in a recess pad and are permanent indicating the duplex receptacle below has been wired up to comply with 2014 NEC®, CA Title 24 and ASHRAE Energy Efficiency Standard 90.1. Available in black (BK), brass (BS), gray (GY), aluminum (AA) and ivory (VY). Slide holder to be used with the AV3ATC and AV3CTC units.

AV3SHTCGY
AV3SHTCBK
AV3SHTCAL
AV3SHTCBS
AV3SHTCVY

Nonmetallic Slide Holder Assembly – Available in gray (GY), black (BK), ivory (VY), aluminum colored (AL), brass colored (BS).

NOTE: Assembled with scrub water gasket. For use on tile or carpet floors.

AV3APTCGY
AV3APTCBK

Abandonment plate – Abandonment available in black (BK) and gray (GY).

RC37REC
RC37REC-25

Replacement Receptacle – Prewired snap-in 20A receptacle can be wired as standard duplex or isolated ground. Available only in black. See installation instructions with replacement receptacle for complete installation details. The RC37REC-25 is available with 25 foot leads and can be wired as standard duplex or isolated ground.

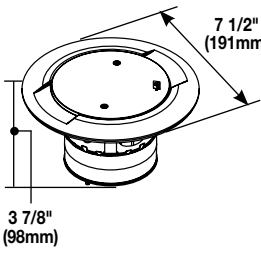
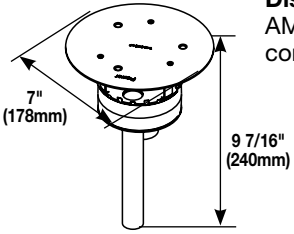
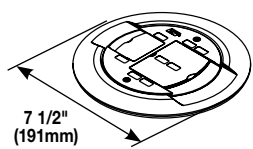
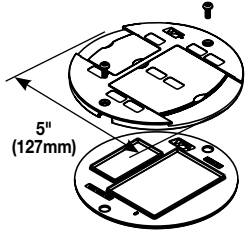
NOTE: The 20A duplex receptacle supplied with the scrub water version AV3 Poke-Thru Device is proprietary and can only be replaced with the RC37REC or RC37REC-25.

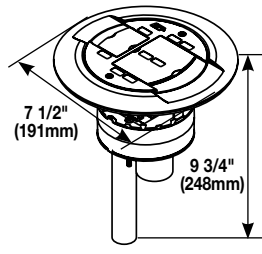
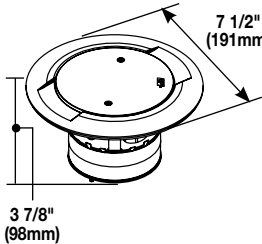
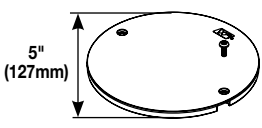
* Poke-Thru Devices on this page are available in some or all of the following cover color options as indicated by the part numbers:
 GY – Gray painted flange with gray nonmetallic cover,
 BK – Black painted flange with black nonmetallic cover,
 VY – Ivory painted flange with ivory nonmetallic cover,
 AL – Brushed Aluminum flange with black nonmetallic cover
 BS – Brushed Brass flange with black nonmetallic cover
 AA – Brushed Aluminum flange with aluminum-colored nonmetallic cover
 AB – Brushed Brass flange with brass-colored nonmetallic cover
 Where applicable, slide covers match the cover color.

NOTE: See page 3 for specifications.

4" HOLE SIZE POKE-THRU DEVICES

AMD8 Series Ordering Information

Catalog No./Item	Description/Specifications
ABPLUG4 	<p>Abandonment Plug Assembly – Complete plug assembly for abandoning an open 4" (102mm) cored-hole. Assembly includes intumescent fire-stop material to maintain the fire-classification of the floor, integral retainer ring to prevent the unit from pulling up through the floor, and a black die-cast aluminum cover.</p> <p>CAUTION: Not intended for use on polished concrete or terrazzo floor applications.</p>
AMD8STC 	<p>Insert Assembly with Disposable Plate – Use with AMD8C Series Covers to complete installation.</p>
AMD8CTCGY* AMD8CTCBK* AMD8CTCAL* AMD8CTCAA* AMD8CTCBS* AMD8CTCAB* AMD8CTCVY* 	<p>Finish Flange & Slide Holder Assembly – Includes adapters to accept eight (8) Ortronics® TracJack inserts and four (4) Series II inserts (Devices sold separately) and Wiremold Open System adapters and inserts.</p> <p>NOTE: Assembled with scrub water gasket. For use on tile or carpet floors.</p> <p>NOTE: Modular Jacks sold separately.</p> <p>CAUTION: Not intended for use on polished concrete or terrazzo floor applications.</p>
AMD8SHTCGY AMD8SHTCBK AMD8SHTCAL AMD8SHTCBS AMD8SHTCVY 	<p>Nonmetallic Slide Holder Assembly – Available in gray (GY), black (BK), ivory (VY), aluminum colored (AL), brass colored (BS).</p> <p>NOTE: Assembled with scrub water gasket. For use on tile or carpet floors.</p>

Catalog No./Item	Description/Specifications												
<table border="1" style="width: 100%; border-collapse: collapse;"> <thead> <tr> <th colspan="4">Catalog Number Explanation AMD8ATCAL</th> </tr> <tr> <th>AMD8</th> <th>A</th> <th>TC</th> <th>AL</th> </tr> </thead> <tbody> <tr> <td>Identifies Poke-Thru Series</td> <td>Identifies Assembled Unit (A) or Cover (C)</td> <td>Identifies that Unit is approved for Tile and Carpet Floors</td> <td>Identifies Color of Cover Assembly (See below)</td> </tr> </tbody> </table>		Catalog Number Explanation AMD8ATCAL				AMD8	A	TC	AL	Identifies Poke-Thru Series	Identifies Assembled Unit (A) or Cover (C)	Identifies that Unit is approved for Tile and Carpet Floors	Identifies Color of Cover Assembly (See below)
Catalog Number Explanation AMD8ATCAL													
AMD8	A	TC	AL										
Identifies Poke-Thru Series	Identifies Assembled Unit (A) or Cover (C)	Identifies that Unit is approved for Tile and Carpet Floors	Identifies Color of Cover Assembly (See below)										
AMD8ATCGY* AMD8ATCBK* AMD8ATCAL* AMD8ATCAA* AMD8ATCBS* AMD8ATCAB* AMD8ATCVY* 	<p>Poke-Thru Assembly – All communication device accepts up to eight (8) UTP, fiber optic, audio, or video connectors. Includes adapters to accept eight (8) Ortronics® TracJack inserts and four (4) Series II inserts (Devices sold separately) and Wiremold Open System adapters and inserts.</p> <p>NOTE: Assembled with scrub water gasket. For use on tile or carpet floors.</p> <p>NOTE: Modular Jacks sold separately.</p> <p>CAUTION: Not intended for use on polished concrete or terrazzo floor applications.</p>												
ABPLUG4 	<p>Abandonment Plug Assembly – Complete plug assembly for abandoning an open 4" (102mm) cored-hole. Assembly includes intumescent fire-stop material to maintain the fire-classification of the floor, integral retainer ring to prevent the unit from pulling up through the floor, and a black die-cast aluminum cover.</p>												
AMD8APTCGY AMD8APTCBK 	<p>Abandonment plate – Abandonment available in black (BK) and gray (GY).</p>												

NOTE: See page 3 for specifications.

* Poke-Thru Devices on this page are available in some or all of the following cover color options as indicated by the part numbers:

- GY – Gray painted flange with gray nonmetallic cover,
- BK – Black painted flange with black nonmetallic cover,
- VY – Ivory painted flange with ivory nonmetallic cover,
- AL – Brushed Aluminum flange with black nonmetallic cover
- BS – Brushed Brass flange with black nonmetallic cover
- AA – Brushed Aluminum flange with aluminum-colored nonmetallic cover
- AB – Brushed Brass flange with brass-colored nonmetallic cover

Where applicable, slide covers match the cover color.

4" HOLE SIZE POKE-THRU DEVICES

RC4 Series Ordering Information

Catalog No./Item	Description/Specifications
RC4STC	<p>Insert Assembly with Disposable Plate – Comes complete with four prewired 20A receptacles. Use RC4STC with RC4C Series Covers.</p>

<p>RC4CTCGY* RC4CTCBK* RC4CTCAL* RC4CTCBS* RC4CTCAB* RC4CTCVY* RC4CTCAA*</p>	<p>Finish Flange and Slide Holder Assembly – Wiremold open system unloaded inserts to accept four discrete keystone connectors from most manufacturers are provided. Includes Ortronics® TracJack mounting adapter and Series II communication housing. (Devices sold separately.)</p> <p>NOTE: Assembled with scrub water gasket. For use on tile or carpet floors.</p> <p>NOTE: Modular Jacks sold separately.</p> <p>CAUTION: Not intended for use on polished concrete or terrazzo floor applications.</p>
------------------------------------------------------------------------------------------------------	--------------------------------------------------------------------------------------------------------------------------------------------------------------------------------------------------------------------------------------------------------------------------------------------------------------------------------------------------------------------------------------------------------------------------------------------------------------------------------------------------------------------------------------------

<p>RC4SHTCBK RC4SHTCGY RC4SHTCBS RC4SHTCVY</p>	<p>Nonmetallic Slide Holder Assembly – Available in black (BK), gray (GY), ivory (VY), and nonmetallic brass (BS).</p> <p>NOTE: Assembled with scrub water gasket. For use on tile or carpet floors.</p>
------------------------------------------------------------	------------------------------------------------------------------------------------------------------------------------------------------------------------------------------------------------------------------------

* Poke-Thru Devices on this page are available in some or all of the following cover color options as indicated by the part numbers:

- GY – Gray painted flange with gray nonmetallic cover,
- BK – Black painted flange with black nonmetallic cover,
- VY – Ivory painted flange with ivory nonmetallic cover,
- AL – Brushed Aluminum flange with black nonmetallic cover
- BS – Brushed Brass flange with black nonmetallic cover
- AA – Brushed Aluminum flange with aluminum-colored nonmetallic cover
- AB – Brushed Brass flange with brass-colored nonmetallic cover

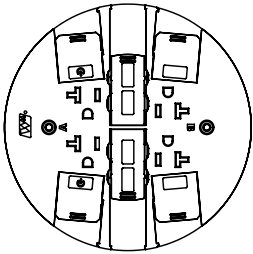
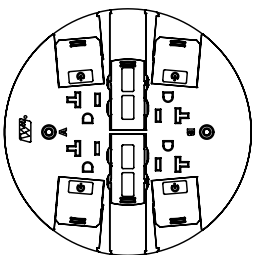
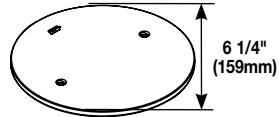
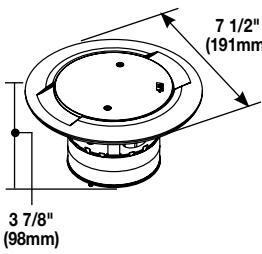
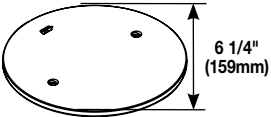

Where applicable, slide covers match the cover color.

Catalog No./Item	Description/Specifications												
<table border="1"> <thead> <tr> <th colspan="4">Catalog Number Explanation RC4ATCAL</th> </tr> <tr> <th>RC4</th> <th>A</th> <th>TC</th> <th>AL</th> </tr> </thead> <tbody> <tr> <td>Identifies Poke-Thru Series</td> <td>Identifies Assembled Unit (A) or Cover (C)</td> <td>Identifies that Unit is approved for Tile and Carpet Floors</td> <td>Identifies Color of Cover Assembly (See below)</td> </tr> </tbody> </table>		Catalog Number Explanation RC4ATCAL				RC4	A	TC	AL	Identifies Poke-Thru Series	Identifies Assembled Unit (A) or Cover (C)	Identifies that Unit is approved for Tile and Carpet Floors	Identifies Color of Cover Assembly (See below)
Catalog Number Explanation RC4ATCAL													
RC4	A	TC	AL										
Identifies Poke-Thru Series	Identifies Assembled Unit (A) or Cover (C)	Identifies that Unit is approved for Tile and Carpet Floors	Identifies Color of Cover Assembly (See below)										
<p>RC4ATCGY* RC4ATCBK* RC4ATCAL* RC4ATCBS* RC4ATCVY* RC4ATCAB* RC4ATCAA*</p>	<p>Assembled Unit – Unit includes four prewired 20A receptacles. Each duplex receptacle is wired as a separate circuit. The duplex can be wired as a standard receptacle or isolated ground. Wiremold Open System unloaded inserts to accept four discrete keystone connectors from most manufacturers are included. Includes Ortronics® TracJack mounting adapter and Series II communication housing. (Devices sold separately.)</p> <p>NOTE: Assembled with scrub water gasket. For use on tile or carpet floors.</p> <p>NOTE: Modular Jacks sold separately.</p> <p>CAUTION: Not intended for use on polished concrete or terrazzo floor applications.</p>												
<p>RC4KTCBK RC4KTCGY RC4KTCAL RC4KTCBS RC4KTCAB RC4KTCVY</p>	<p>Retrofit Kit – Used to upgrade existing installations of RC4 Poke-Thru Devices on carpet floors to meet scrub water requirements. Includes two 20A duplex receptacles that can be wired as a standard duplex or isolated ground. Also includes scrub water finish flange and slide holder assembly. Flange available in painted black (BK), gray (GY), ivory (VY), and brushed metal finishes in aluminum (AL), and brass (BS). See installation instructions with retrofit kit for complete installation details.</p>												

NOTE: See page 3 for specifications.

4" HOLE SIZE POKE-THRU DEVICES

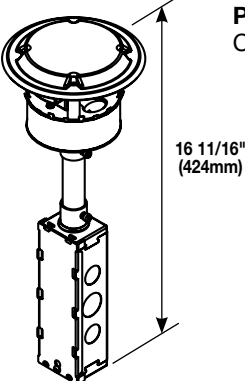
RC4 Series Ordering Information (Continued)

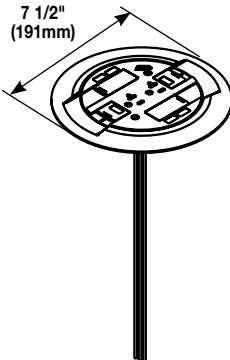
Catalog No./Item	Description/Specifications
<p> RC4SHTCBK2CR RC4SHTCBS2CR RC4SHTCGY2CR RC4SHTCAA2CR RC4SHTCVY2CR </p> 	<p> Poke-Thru Controlled Receptacle – Nonmetallic Slide Holder Assembly with Controlled Receptacle Markings. Markings are located in a recess pad and are permanent indicating the duplex receptacle below has been wired up to comply with 2014 NEC®, CA Title 24 and ASHRAE Energy Efficiency Standard 90.1. Available in, black (BK) brass (BS), gray (GY), aluminum (AA) and. ivory (VY). On circuit “A” duplex receptacles are controlled. Slide holder to be used with the RC4ATC & RC4CTC units. </p>
<p> RC4SHTCBK4CR RC4SHTCBS4CR RC4SHTCGY4CR RC4SHTCAA4CR RC4SHTCVY4CR </p> 	<p> Poke-Thru Controlled Receptacle – Nonmetallic Slide Holder Assembly with Controlled Receptacle Markings. Markings are located in a recess pad and are permanent indicating both of the duplex receptacles below have been wired up to comply with 2014 NEC®, CA Title 24 and ASHRAE Energy Efficiency Standard 90.1. Available in black (BK), brass (BS), gray (GY), aluminum (AA) and. ivory (VY). Both circuit duplex receptacles are controlled. Slide holder to be used with the RC4ATC & RC4CTC units. </p>
<p> RC4APTCBK RC4APTCGY RC4APTCAB RC4APTCVY </p>  <p style="text-align: right; margin-right: 50px;"> 6 1/4" (159mm) </p>	<p> Abandonment Plate – Available in black (BK), gray (GY), painted brass (AB), and ivory (VY). </p> <p> NOTE: To abandon the RC4 Series Poke-Thru Device, the internal gasket, duplex receptacle, and communication modules must not be removed in order to maintain UL Classification. Also the stem must remain in the core-drilled hole. </p>
<p> RC4REC2 RC4REC2-25 </p> 	<p> Replacement Receptacle – Two prewired 20A duplex receptacles can be wired as standard duplex or isolated ground. Available only in black. See installation instructions with replacement receptacle for complete installation details. RC4REC2-25 is available with 25 foot leads and can be wired as standard duplex or isolated ground. </p> <p> NOTE: The 20A duplex receptacle supplied with the scrub water version RC4 Poke-Thru Device is proprietary and can only be replaced with the RC4REC2 or RC4REC2-25. </p>
<p> ABPLUG4 </p> 	<p> Abandonment Plug Assembly – Complete plug assembly for abandoning an open 4" (102mm) core-hole. Assembly includes intumescent fire-stop material to maintain the fire-classification of the floor, integral retainer ring to prevent the unit from pulling up through the floor, and a black die-cast aluminum cover. </p> <p> CAUTION: Not intended for use on polished concrete or terrazzo floor applications. </p>
<p> COM50 COM75 </p> 	<p> Communication Adapter – For two 1/2" trade size conduit connections (COM50). For two 3/4" trade size conduit connections (COM75). </p> <p> NOTE: No additional capacity with COM75. </p>

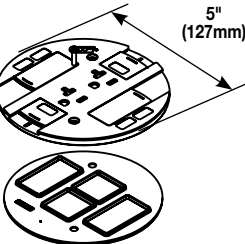
NOTE: See page 3 for specifications.

4" HOLE SIZE POKE-THRU DEVICES

RC3 Series Ordering Information

Catalog No./Item	Description/Specifications
RC3STC 	Insert Assembly with Disposable Plate – Use with RC3C Series Covers to complete installation.

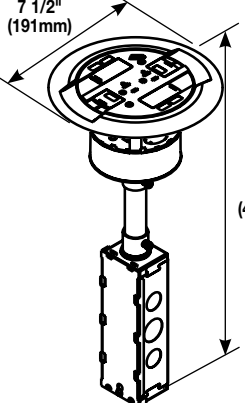
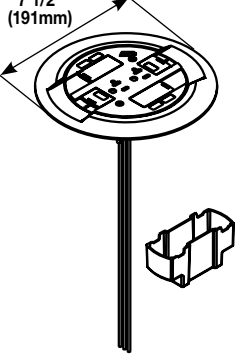
RC3CTCGY* RC3CTCBK* RC3CTCAL* RC3CTCBS* RC3CTCAB* RC3CTCVY* RC3CTCAA* 	Finish Flange and Slide Holder Assembly – Prewired 20A duplex receptacle can be wired as standard duplex or isolated ground. Wiremold Open System unloaded inserts to accept four discrete keystone connectors from most manufacturers are provided. Includes two (2) Ortronics® TracJack mounting adapters and two (2) Series II adapters. (Devices sold separately.)
	<p>NOTE: Assembled with scrub water gasket. For use on tile or carpet floors.</p> <p>NOTE: Modular Jacks sold separately.</p> <p>CAUTION: Not intended for use on polished concrete or terrazzo floor applications.</p>

RC3SHTCBK RC3SHTCGY RC3SHTCBS RC3SHTCVY 	Nonmetallic Slide Holder Assembly – Available in black (BK), gray (GY), ivory (VY), and nonmetallic brass (BS).
	<p>NOTE: Assembled with scrub water gasket. For use on tile or carpet floors.</p>

* Poke-Thru Devices on this page are available in some or all of the following cover color options as indicated by the part numbers:

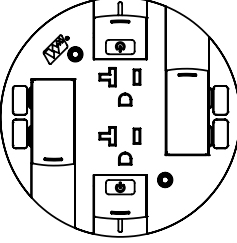
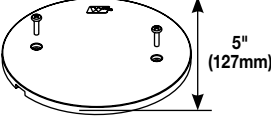
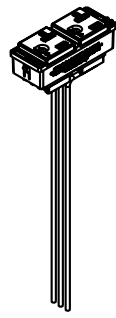
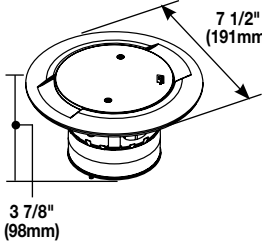

- GY – Gray painted flange with gray nonmetallic cover,
- BK – Black painted flange with black nonmetallic cover,
- VY – Ivory painted flange with ivory nonmetallic cover,
- AL – Brushed Aluminum flange with black nonmetallic cover
- BS – Brushed Brass flange with black nonmetallic cover
- AA – Brushed Aluminum flange with aluminum-colored nonmetallic cover
- AB – Brushed Brass flange with brass-colored nonmetallic cover

Where applicable, slide covers match the cover color.

Catalog No./Item	Description/Specifications												
<table border="1" style="width: 100%; border-collapse: collapse;"> <thead> <tr> <th colspan="4">Catalog Number Explanation RC3ATCAL</th> </tr> <tr> <th style="width: 25%;">RC3</th> <th style="width: 25%;">A</th> <th style="width: 25%;">TC</th> <th style="width: 25%;">AL</th> </tr> </thead> <tbody> <tr> <td>Identifies Poke-Thru Series</td> <td>Identifies Assembled Unit (A) or Cover (C)</td> <td>Identifies that Unit is approved for Tile and Carpet Floors</td> <td>Identifies Color of Cover Assembly (See below)</td> </tr> </tbody> </table>		Catalog Number Explanation RC3ATCAL				RC3	A	TC	AL	Identifies Poke-Thru Series	Identifies Assembled Unit (A) or Cover (C)	Identifies that Unit is approved for Tile and Carpet Floors	Identifies Color of Cover Assembly (See below)
Catalog Number Explanation RC3ATCAL													
RC3	A	TC	AL										
Identifies Poke-Thru Series	Identifies Assembled Unit (A) or Cover (C)	Identifies that Unit is approved for Tile and Carpet Floors	Identifies Color of Cover Assembly (See below)										
RC3ATCGY RC3ATCBK RC3ATCAL RC3ATCBS RC3ATCVY RC3ATCAB RC3ATCAA 	Assembled Unit – Prewired 20A duplex receptacle can be wired as standard duplex or isolated ground. Wiremold Open System unloaded inserts to accept four discrete keystone connectors from most manufacturers are provided. Includes two (2) Ortronics® TracJack mounting adapters and two (2) Ortronics Series II adapters. (Devices sold separately.)												
	<p>NOTE: Assembled with scrub water gasket. For use on tile or carpet floors.</p> <p>NOTE: Modular Jacks sold separately.</p> <p>CAUTION: Not intended for use on polished concrete or terrazzo floor applications.</p>												
RC3KTCGY RC3KTCBK RC3KTCAL RC3KTCBS RC3KTCVY 	Retrofit Kit – Used to upgrade existing installations of RC3 Poke-Thru Devices on carpet floors to meet scrub water requirements. Includes 20A duplex receptacle that can be wired as a standard duplex or isolated ground. Also includes scrub water finish flange and slide holder assembly. Flange available in painted black (BK), gray (GY), ivory (VY), and brushed metal finishes in aluminum (AL), and brass (BS). Kit also includes duplex receptacle barrier. Old barrier must be replaced with new. See installation instructions with retrofit kit for complete installation details.												
	<p>NOTE: See page 3 for specifications.</p>												

4" HOLE SIZE POKE-THRU DEVICES

RC3 Series Ordering Information (Continued)

Catalog No./Item	Description/Specifications
<p>RC3SHTCBKCR RC3SHTCBSCR RC3SHTCGYCR RC3SHTCAACR RC3SHTCVYCR</p> 	<p>Poke-Thru Controlled Receptacle – Nonmetallic Slide Holder Assembly with Controlled Receptacle Markings. Markings are located in a recess pad and are permanent indicating the duplex receptacle below has been wired up to comply with 2014 NEC®, CA Title 24 and ASHRAE Energy Efficiency Standard 90.1. Available in black (BK), brass (BS), gray (GY), aluminum (AA) and ivory (VY). Slide holder to be used with the RC3ATC and RC3CTC units.</p>
<p>RC3APTCBK RC3APTCGY</p> 	<p>Abandonment Plate – Abandonment available in black (BK), gray (GY).</p> <p>NOTE: To abandon the RC3 Series Poke-Thru Device, the internal gasket, duplex receptacle, and communication modules must not be removed in order to maintain UL Classification. Also the stem must remain in the core-drilled hole.</p>
<p>RC37REC RC37REC-25</p> 	<p>Replacement Receptacle – Prewired snap-in 20A receptacle can be wired as standard duplex or isolated ground. Available only in black. See installation instructions with replacement receptacle for complete installation details. The RC37REC-25 is available with 25 foot leads and can be wired as standard duplex or isolated ground.</p> <p>NOTE: The 20A duplex receptacle supplied with the scrub water version RC3 Poke-Thru Device is proprietary and can only be replaced with the RC37REC or RC37REC-25.</p>
<p>ABPLUG4</p> 	<p>Abandonment Plug Assembly – Complete plug assembly for abandoning an open 4" (102mm) cored-hole. Assembly includes intumescent fire-stop material to maintain the fire-classification of the floor, integral retainer ring to prevent the unit from pulling up through the floor, and a black die-cast aluminum cover.</p> <p>CAUTION: Not intended for use on polished concrete or terrazzo floor applications.</p>
<p>COM50 COM75</p> 	<p>Communication Adapter – For two 1/2" trade size conduit connections (COM50). For two 3/4" trade size conduit connections (COM75).</p> <p>NOTE: No additional capacity with COM75.</p>

NOTE: See page 3 for specifications.

NOTES

NOTES

NOTES

NOTE: All brand and product names referenced in this document are registered trademarks or trademarks of their respective holders.



Electrical Wiring Systems

60 Woodlawn Street
West Hartford, CT 06110
Phone: 1.877.BY.LEGRAND (295-3472)
www.legrand.us

570 Applewood Crescent
Vaughan, Ontario L4K 4B4
Phone: 905.738.9195
www.legrand.ca

