

SCREW COVER, CONTOURED, TYPE 4

INDUSTRY STANDARDS

 UL 508A Listed; Type 4, 6, 12, 13; File No. E61997
 cUL Listed per CSA C22.2 No. 94; Type 4, 6, 12, 13; File No. E61997

 NEMA Type 4, 6, 12, 13
 CSA, File No. 42186: Type 4, 12, 13
 IEC 60529, IP67

APPLICATION

Made out of drawn steel, this screw cover junction box offers rounded corners and smooth construction while meeting the water submersion rating. It can be used for a broad range of electrical and terminal wiring applications that do not require a back panel.

SPECIFICATIONS

- Drawn 16 gauge steel
- No welded seams or sharp corners
- Formed flanged cover
- Cover screws
- Oil-resistant gasket
- External wall-mounting brackets
- Bonding provision on cover
- Grounding stud on body

FINISH

ANSI 61 gray polyester powder paint inside and out

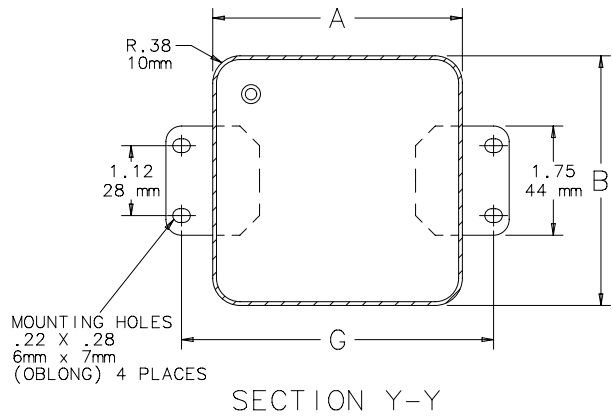
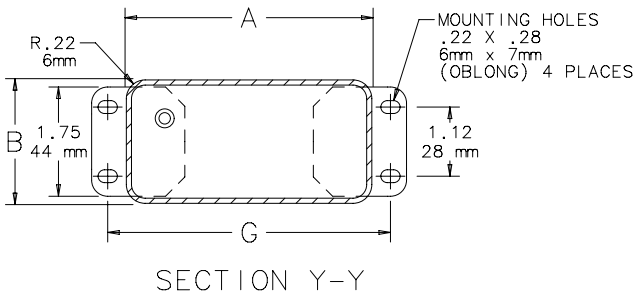
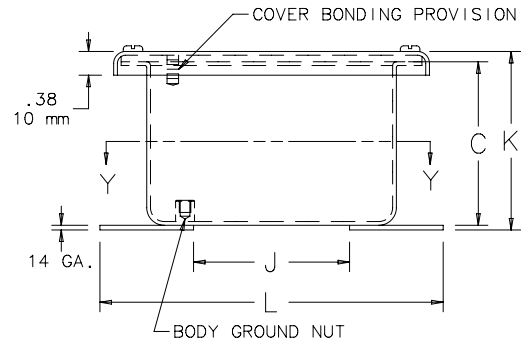
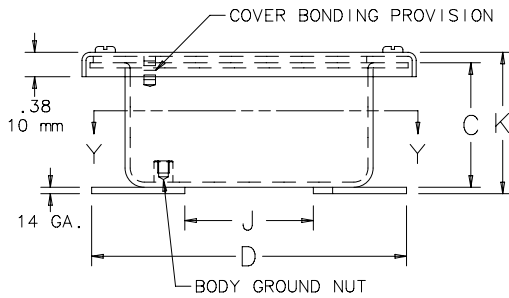
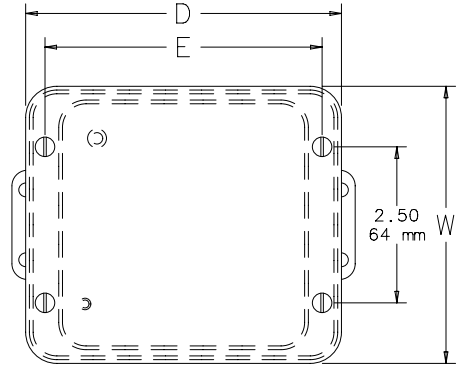
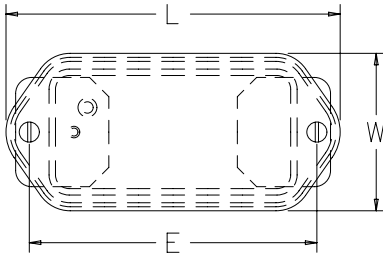
MODIFICATION AND CUSTOMIZATION

Hoffman excels at modifying and customizing products to your specifications. Contact your local Hoffman sales office or distributor for complete information.

BULLETIN: A51DR

Standard Product

Catalog Number	AxBxC in./mm	Interior Volume (in. ³)	Mounting G in./mm	Overall L x W in./mm	D in./mm	E in./mm	J in./mm	K in./mm
A402DSC	4.00 x 2.00 x 2.00 102 x 51 x 51	13.9	4.50 114	5.06 x 2.44 129 x 62	5.00 127	4.44 113	2.00 51	2.24 57
A403DSC	4.50 x 2.88 x 2.62 114 x 73 x 67	30.7	5.00 127	5.56 x 3.31 141 x 84	5.50 140	4.94 125	2.50 64	2.86 73
A404DSC	4.00 x 4.00 x 2.62 102 x 102 x 37	38.2	5.00 127	5.50 x 4.44 140 x 113	5.06 129	4.44 113	2.50 64	2.86 73



C2472-C