






Flush Round Single Service Metal Floor Boxes, for Use In Concrete Floors

Style	Cast Iron			Stamped Steel	
					
Catalog Numbers	FB2536	FB2537	FB2546	FB2527	FB2529
Cover Frame Material	Steel	Steel	Steel	Steel	Steel
Min. Depth of Pour	3.25" (82.6)	3.00" (76.2)	3.75" (95.3)	4.00" (101.6)	3.00" (76.2)
Adjustability	Fully	Fully	Fully	Fully	Fully
Before Pour External Height Adjustment	1.25" (31.8)	1.25" (31.8)	—	1.25" (31.8)	1.25" (31.8)
After Pour Internal Height Adjustment	.50" (12.7)	.50" (12.7)	.625" (15.9)	.50" (12.7)	.50" (12.7)
Cubic Inch (cm ³) Capacity	33.0 (540.8)	30.0 (491.7)	36.0 (590.0)	54.0 (884.9)	37.3 (611.2)
Dimensions – A	3.12" (79.1)	2.87" (72.8)	3.61" (91.6)	3.80" (96.4)	2.82" (71.5)
Dimensions – B	4.85" (123.2)	4.85" (123.2)	5.00" (126.9)	4.81" (122.2)	4.81" (122.2)
Dimensions – C	4.85" (123.2)	4.85" (123.2)	—	6.00" (152.4)	6.00" (152.4)
Dimensions – D	4.21" (106.8)	4.21" (106.8)	4.21" (106.8)	4.21" (106.8)	4.21" (106.8)
Threaded Hubs	(4) 1"	(4) ¾"	(4) 1"	—	—
Knockouts – Sides	—	—	—	(2) 3/4", 1", 1-1/4"	(2) ½" & (1) ¾"
Knockouts – Ends	—	—	—	(2) 3/4", 1", 1-1/4"	(1) ½" & (1) ¾"
Knockouts – Bottom	—	—	—	(2) 3/4", 1", 1-1/4"	(2) 3/4", 1", 1-1/4"
Concrete Cover Included	✓	✓	✓	✓	✓
Closure Plugs Included	✓	✓	✓	—	—
1" to 3/4" Threaded Reducer	2 Each	—	2 Each	—	—

Note: Suitable for single service applications only. UL File Number E31999. CSA File Number LR18416.

Cover Adapter Ring, Flush Application

Required for tile or finished concrete applications.



Brass



Aluminum

Carpet Flanges, Surface Applications

Required for carpet and surface applications.

6.25 in. Dia.
5.25 in. Dia.




Brushed Brass



Brushed Aluminum

Single Service Covers†

Brass
Aluminum
3.88 in. Dia.



Duplex Flap



Duplex Screw



2 1/8" x 3/4" Combination



2 1/8" x 1" Combination



2 1/8" Single Receptacle



2 3/8" Single Receptacle



2 1/8" Single Receptacle (Terrazzo Floor)



Blank

One Piece Brass Cover and Carpet Flange†

Brass
Aluminum
6.25 in. Dia.



Duplex Flap



Style Line® Decorator Opening



2 1/8" x 3/4" Combination



2 1/8" x 1" Combination



2 1/8" Single Receptacle

*Note: brass plated aluminum

†COVER LOAD RATING; Metallic covers and flanges 2,000 lbs. with 2x safety factor, Non-metallic covers and flanges 300 lbs. Load applied through a 3 in. (76) mandrel at the center of the cover.

Dimensions in Inches (mm)