

LINKOSITY[®] Pre-Manufactured, Flexible, Plug and Play Wiring System



Pre-Manufactured, Flexible, Plug and Play Wiring System

Markets:


- Food processing
- Factory Automation
- Conveyor systems
- Heavy industrial environments
- Rooftop HVAC systems
- Road signage power

Install or move wiring connections in a fraction of the time it takes to wire or rewire with traditional wiring methods.

- Turn key, preassembled products
- Use in conjunction with motor disconnects, switches, and power distribution boxes.

LINKOSITY® power and control systems are modular plug and play wiring methods that enable fast installation when compared to traditional wiring methods. These pre-wired, pre-configured assemblies offer high electrical performance of 3A to 30A systems up to 600V AC.

Major advantages of LINKOSITY® is that cable set lengths can be pre-designed for specific floor layouts and installed in much less time than it takes for an electrician to hard wire that same layout. LINKOSITY® can also be reused to fit alternate floor layouts.



Cable Assemblies

For permanent installations the UL Listed LINKOSITY® cable assemblies incorporate a tray rated cable (Type TC) that carries a UL Type “ER” rating for open wiring that has the crush and impact resistance of metal-clad (Type MC) cable. For temporary installations the same LINKOSITY™ cable assemblies also have a Type STOOW cord rating. For industrial machinery, the LINKOSITY® cable assemblies are rated Type MTW.

This blend of critical performance characteristics makes LINKOSITY® cable assemblies code compliant with the NEC and NFPA 79, and suitable for use in virtually any environment as either a permanent or temporary installation.



Receptacles

The UL Listed LINKOSITY® male inlets or female receptacles provide the capability of interfacing directly with facility wiring by simply mounting into established fixed enclosures.



Tees and Pass-thrus

The UL Listed LINKOSITY® tees and pass-thrus are a means of quickly effecting a high quality tap from a feeder or multi-wire branch circuit.






Closure Caps

Protects unused devices from the harmful effects of harsh environments.












Pre-Manufactured, Flexible, Plug and Play Wiring System

LINKOSITY® - Cables and Receptacles

















Device Type	Ratings	Wires	Conductor Colors**	Length (FT)					
 <p>PH = Double Ended Cable with Male/Female Straight PM = Male Single Ended Straight PN = Male Single Ended 90° PF = Female Single Ended Straight PG = Female Single Ended 90° PQ = Double Ended Cable with Female 90° PR = Double Ended Cable with Male 90° PS = Double Ended Cable with (2) 90° Connectors</p>  <p>RF = Female Receptacle*</p>  <p>RM = Male Receptacle (Inlet)*</p>	Power Components 20 = 20A up to 600V 23 = 20A up to 600V Specialty construction (Includes IG on 6 wire and #10 AWG super neutral conductor on 5 and 6 wire devices, PB color code only) 30 = 30A up to 600V	02 03 04 05	PA = Green/Yellow Black (all others)	001 = 1' 005 = 5' 010 = 10' 015 = 15' 020 = 20' 025 = 25' 030 = 30' 035 = 35' 040 = 40' 045 = 45' 050 = 50'					
					Control Integration Components 03 = 3A - 2W, 4W up to 300V R3 = 3A - 2W, 3W, 4W up to 300V 10 = 10A - 2W, 3W, 4W, 5W, 6W, 7W, 8W, 9W, 7A - 10W, 12W up to 600V	02 04 02 03 04 02 03 04 05 06 07 08 09 10 12	PB = Green/Yellow White Black (all others)	PE = All Blue***	
									Example: PH

Note: *1/2" NPT rear thread.
 **Other color codes available upon request.
 ***Two wire only.

Configurations (Male face view shown, female view is opposite)

20 AMP				
20A SNIG (with super neutral and IG)				
30 AMP				

Configurations (Male face view shown, female view is opposite)

03	  	Typically used for inputs in DC control circuits
R3*	  	Typically used for outputs in DC control circuits
10	         	

Note: *Reverse key.

LINKOSITY® Pre-Manufactured, Flexible, Plug and Play Wiring System

HUBBELL®
Wiring Device-Kellems

Power System Distribution Assemblies

- Available with up to 5 receptacles, wide variety of NEMA receptacle types
- LINKOSITY® power pass through option
- Fed with LINKOSITY® power cable and receptacle
- 16 gauge sheet metal enclosure ANSI 61 gray powder coat NEMA 1
- Device identification marking
- Versatile mounting provision
- Local or master switch



Straight Blade - UL Type 1

Device Type	Switch Types	# Recept.	Receptacle Type	Receptacle Feature	Pass-thru	Custom Configurations*
M	SL = Switch Local	1	SG = Spec Grade HG = Hospital Grade CR = Corrosion Resistant	IG = Isolated Ground GF = Ground Fault SS = Surge Suppression 00 = Standard	P = Pass-thru** 0 = No Pass-thru	D = 2 Circuit A = A Phase B = B Phase C = C Phase
	SM = Switch Master	2				
	00 = No Switch	3				
		4				
		5				

Example: M SL 1 SG 00 P

Twist-Lock® - UL Type 1

Device Type	Switch Types	# Recept.	Receptacle Type	Receptacle Feature	Pass-thru	Custom Configurations*
M	SL = Switch Local	1	L1 = 15A L2 = 20A	IG = Isolated Ground 00 = Standard	P = Pass-thru 0 = No Pass-thru	6 = 250V
	SM = Switch Master	2				
	00 = No Switch	3				
		4				
		5				

Example: M 00 3 L1 IG 0

Note: Local switches control all receptacles in a box. Master switches control local and downstream receptacles.

Consult factory for alternate wiring schemes.

**Consult factory for wiring specifications and connecting cables.*

***Pass-thru on phase tap boxes are 3Ø.*

LINKOSITY® UL Type 3R and 4X Rated Assemblies

- Available with switch, ground fault, corrosion resistant or isolated ground receptacle types
- LINKOSITY® power pass through option
- Fed with LINKOSITY® power cable and receptacle
- UL Type 3R and 4X Rated
- Device identification marking
- Versatile mounting provision



HUBBELL®
Wiring Device-Kellems

hubbell.com/wiringdevice-kellems/en

