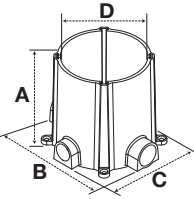



Flush Round Single or Multi-Service Non-Metallic Floor Boxes, for Use In Concrete Floors

	
Min. Depth of Pour	3.00" (76.2)
Cubic Inch (cm ³) Capacity	100 cu. in. (1638.7 cm ³) prior to cutting level to floor (19.5 cu. in. (313.2 cm ³) per inch of depth).
Dimensions – A	6.00" (152.4)
Dimensions – B	7.08" (179.8)
Dimensions – C	6.69" (169.9)
Dimensions – D	5.38" (136.5)
Hubs	(2) 1" and (2) ¾" Conduit Hubs
Concrete Cover Included	✓
Closure/Reducer Plugs	(2) 1" plugs close off 1" hubs or reduce 1" to ¾" (2) ¾" plugs close off ¾" hubs or reduce ¾" to ½"

Note: UL File Number E92074. CSA File Number LR18416.

Flush Round Covers and Flanges†

Multi-Service Cover and Flange Assemblies
Includes floor box cover with duplex flaps, (2) ½ in. dia. low voltage feed through holes and matching carpet flange. 6.25 in. Diameter

SF39253A



Brass

PFBCBRA



Brown
Non-Metallic

PFBCBLA




Black
Non-Metallic

PFBCGYA



Gray
Non-Metallic

PFBCIA



Ivory
Non-Metallic

Metal Carpet Flange

Use with single service covers for carpet applications. 6.25 in. Diameter

S3082



Brass

SA3082



Brushed
Aluminum

Adapter Ring

Use with single service covers for tile applications.

S5016



Brass


SA5016



Aluminum

Multi-Service Replacement Covers


Material	Metallic	Color	Non-metallic
Solid Brass	BRS2RCA	Black Brown Gray Ivory	PFBRCLBA PFBRCBRA PFBRCGYA PFBRCLIA



Single Service Covers†

Brass
Aluminum
3.88 in. Dia.

S3925
SA3925



Duplex
Flap

S3725
SA3725



Duplex
Screw

S2525
SA2525



2 1/8" x 3/4"
Combination

S2725
SA2725



2 1/8" x 1"
Combination

S2925
SA2925



2 1/8" Single
Receptacle

S3525




2 3/8" Single
Receptacle

S3325



2 1/8" Single
Receptacle
(Terrazzo Floor)

S3913
SA3913



Blank

One Piece Brass Cover and Carpet Flange†


Brass
Aluminum
6.25 in. Dia.

SF3925*
SFA3925*



Duplex
Flap

SFB3926**
SFA3926



Style Line®
Decorator
Opening

SF2525*



2 1/8" x 3/4"
Combination

SF2725*



2 1/8" x 1"
Combination

SF2925*




2 1/8" Single
Receptacle

Furniture Feed Plate

Unpainted plate with
1 in. threaded opening.

PFBP1



Steel

*Note: Adapter ring S5016 is required for mounting SF series covers onto PFBA1A.

**Note: brass plated aluminum

†COVER LOAD RATING; Metallic covers and flanges 2,000 lbs. with 2x safety factor, Non-metallic covers and flanges 300 lbs. Load applied through a 3 in. (76) mandrel at the center of the cover.