

# Mastering Industrial Access Control

## Harmony XB5S Biometric Switches



Harmony™ XB5S is an innovative biometric switch that uses fingerprint authentication to control access to machines, vehicles, and rooms. The database of authorized users can be managed on the device or externally via a PC or HMI interface. The Harmony XB5S Biometric Switch enables the administrator to determine the level of access allowed to different process areas and individual HMI menu tabs.

### > Quick and reliable access verification

Authorized operators, engineers, and supervisors gain quick and easy access to their appropriate level of control. No more searching for hard-to-find key or trying to recall seldom used passwords. All that's needed is a simple swipe of the finger.

### > Mitigate risk of unauthorized use

Only qualified persons can access key information and adjustments.

### > Reduce downtime

Prevent unwarranted or mistaken machine adjustments which often result in equipment malfunction and production loss.




### > Improve quality through traceability

Biometric switch with HMI logs events and alarms with time, date, and the user who was logged in at the time. This helps determine the problem root cause and increases personnel accountability.

Make the most of your energy<sup>SM</sup>

**Schneider**  
Electric™

## Which Harmony XB5S Biometric Switch Is Right For You?

	Stand-Alone XB5S1/2	PC Configurable XB5S3/4	HMI Connected XB5S5
			
<b>Access control</b>	For single stand-alone equipment and machines	For multiple equipment and machines	For large and multiple machines and processes
<b>Authorization levels</b>	One level of authorization, approve/deny	One level of authorization, approve/deny	20 levels of authorization with HMI user groups
<b>Output type</b>	Switched PNP output	Switched PNP output	USB to HMI, no switched output
<b>Fingerprint capacity</b>	200 fingerprints, one or two prints per user	400 fingerprints, one or two prints per user	400 fingerprints, two prints per user required
<b>User management</b>	Add/remove users' fingerprints directly on the product	Add/remove users' via PC connection with XB5SSoft software	Add/remove users' via HMI connection
<b>Database transfer</b>	No transfer of users between units	Transfer user database via software to multiple units	Transfer user database via software to multiple units
<b>Traceability &amp; history</b>	No user history	No user history	User history with date & time associated with events & alarms

### Part Numbers

Contact	Cable	Stand-alone	PC Configurable	HMI Connected
<b>Maintained PNP Output</b>	2m cable	XB5S1B2L2	XB5S3B2L2	—
	M12 connector	XB5S1B2M12	XB5S3B2M12	—
<b>Momentary PNP Output</b>	2m cable	XB5S2B2L2	XB5S4B2L2	—
	M12 connector	XB5S2B2M12	XB5S4B2M12	—
<b>None</b>	USB to HMI	—	—	XB5S5B2L2

### Accessories

Description	Function	Reference
<b>Protective cover, translucent and self-adhesive</b>	Protection of the sensing screen	ZB5SZ70
<b>Mounting nut, 22 mm diameter</b>	Replacement part	ZB5SZ71
<b>Legend plate, 28 mm x 7 mm, self-adhesive, blank, with black background, for engraving</b>	—	ZBY0101T
<b>Mounting adaptor</b>	Allows product to mount in a 30 mm mounting hole	ZBZ41
<b>Stainless steel guard</b>	Protects switch from outside elements	ZB5SZ72

For more information, visit  
[www.schneider-electric.com/us](http://www.schneider-electric.com/us)  
 and enter key code **a912u**.

Enter key code

> OK



#### Schneider Electric USA, Inc.

Automation and Control Center of Excellence  
 8001 Knightdale Blvd.  
 Knightdale, NC 27545  
 Tel: 919-266-3671  
[www.schneider-electric.com/us](http://www.schneider-electric.com/us)

#### Schneider Electric Canada, Inc.

5985 McLaughlin Road  
 Mississauga, ON L5R 1B8  
 Tel: 1-800-565-6699  
[www.schneider-electric.com/ca](http://www.schneider-electric.com/ca)