

FEATURES & SPECIFICATIONS

INTENDED USE – For areas that require vertical illumination and glare control at low mounting heights. Ideal for open areas, retail spaces and aisles. **Certain airborne contaminants can diminish integrity of acrylic.** [Click here for Acrylic Environmental Compatibility table for suitable uses.](#)

CONSTRUCTION – Distributor pack consists of ballast housing, reflector, door lens and lamp together in one carton.

Housing: Heavy-duty, die-cast aluminum halves. Ballast and electrical components are heat-sinked and horizontally opposed. Integral splice box mounting flange ensures structural integrity.

Finish: Electrostatically applied white polyester paint.

OPTICS – Injection-molded virgin acrylic lens; aluminum reflector with optical quality, white polyester powder finish. Positive-latch refractor clips allow access for maintenance and cleaning. Continuously gasketed refractor and reflector inhibit the entrance of ambient contaminants.

ELECTRICAL – Ballast: All ballasts are 100% factory tested. HPS: Constant wattage autotransformer; MH: Super CWA Pulse Start ballasts, 88% efficient and EISA legislation compliant, are required for 250-400W (must order SCWA option) for US shipments only. CSA, NOM or INTL required for probe start shipments outside the US. 1000W is Constant Wattage Autotransformer.

Socket: Vertically oriented mogul base PROTECTED EXCLUSIONARY base "PINK" socket with copper alloy nickel plated screw shell and center contact. For use with "O" rated protected metal halide lamps only. nickel-plated screws, shell and center contact.

INSTALLATION – Pendant splice box: Removable cast-aluminum box slides on integral die-cast aluminum housing mounting flange and mounts to 3/4" pendant conduit prior to ballast housing installation. Matching wire access cover accepts Reloc modular wiring. Complete assembly meets or exceeds UL 50-pound pull test.

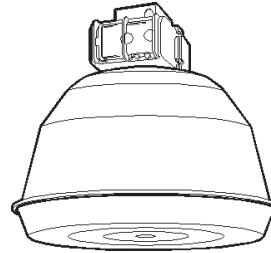
Optic mounting: Four 8-32 zinc-plated, tri-lobular, thread-rolling screws are arranged concentrically around the lamp socket. 16-gauge, galvanized steel support ring with matching keyhole hole pattern for vibration resistant mounting.

LISTINGS – UL listed –30°C to 40°C ambient operations and damp locations. 55° available. UL wet location available. Listed and labeled to comply with Canadian Standards. NOM Certified (see Options).

Catalog Number	
Notes	Type

Low Bay Industrial Lighting

TXD



**DISTRIBUTOR PACK
23" ALUMINUM OPTICAL WITH
ACRYLIC DROP LENS DOOR**

**PROTECTED METAL HALIDE
250W/400W**

12' to 20' mounting

Specifications

Installed height: 22 (55.9)

Installed width: 23 (58.4)

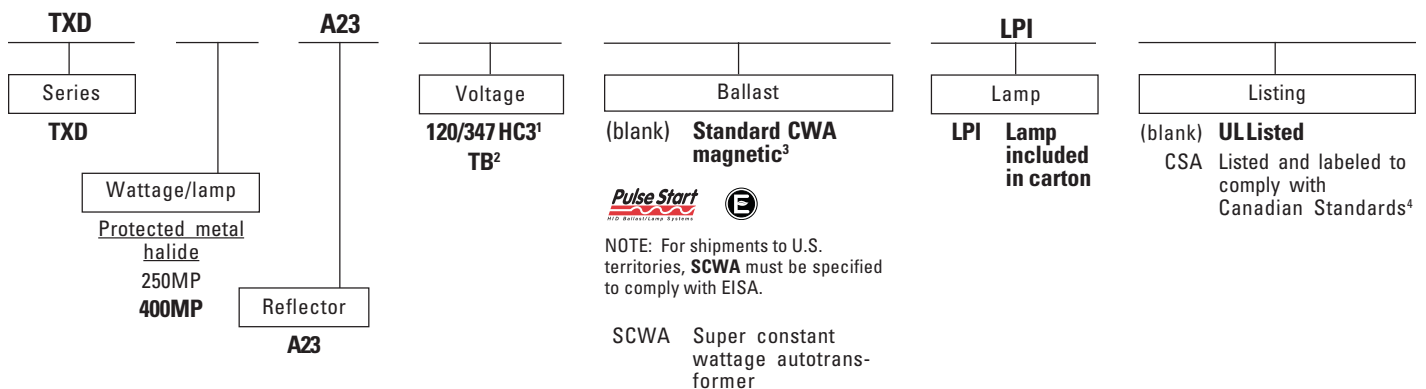
Weight: 21 lbs (9.5 kg)

All dimensions are inches (centimeters) unless otherwise specified.

ORDERING INFORMATION

For shortest lead times, configure product using **standard options (shown in bold)**.

Example: TXD 400MP A23 TB SCWA LPI



Accessories

Order as separate catalog numbers.

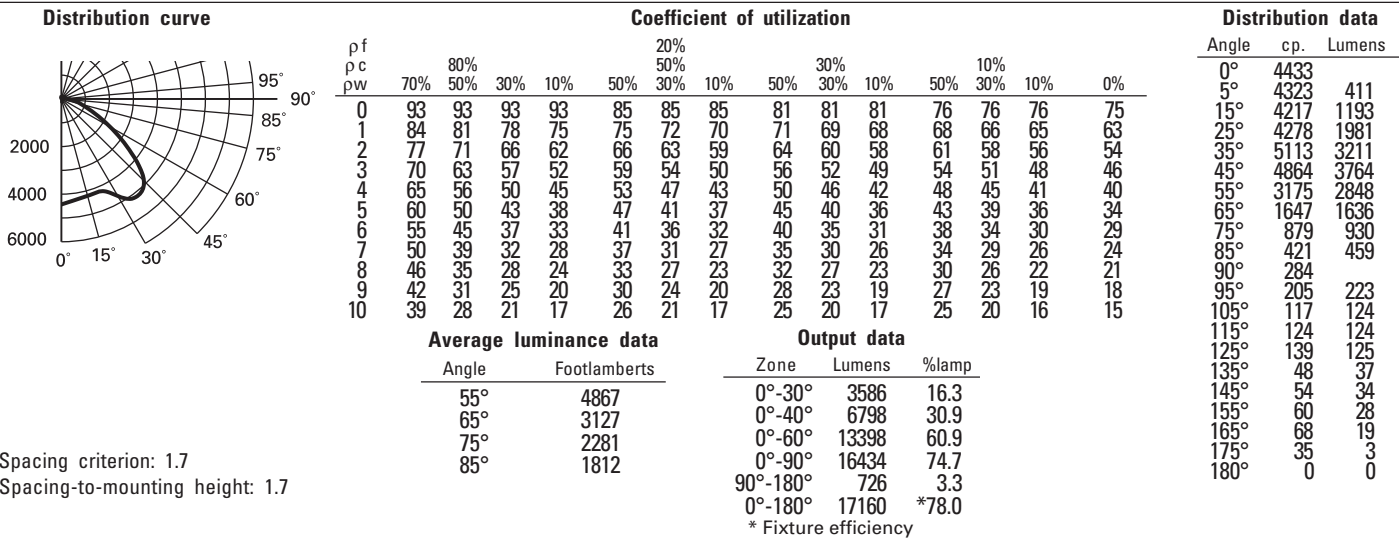
HKM	Fixture hook male
LPM	Fixture loop male
OCS 277 05	RELOC® wiring 277V connector, 5' cord
SCK	60" safety chain kit

NOTES:

- 120/347 HC3 includes hook and 3' cord. Requires CSA listing.
- Multi-tap ballast (120, 208, 240, 277V).
- Available for shipments outside U.S. only.
- CSA available with 120/347 HC3 only.

TXD 250M/400M Low Bay

TXD 250MP A23 SCWA, 250W, clear Metal Halide lamp, 22,000 rated lumens. Test No. 1194080607P.



TXD 400MP A23 SCWA, 400W, clear Metal Halide lamp, 36,000 rated lumens. Test No. 1194071403.

