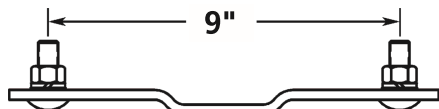


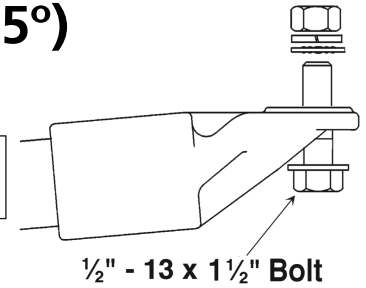
1 (2) Position Single-Phase Cutout / Arrester Bracket (5°)



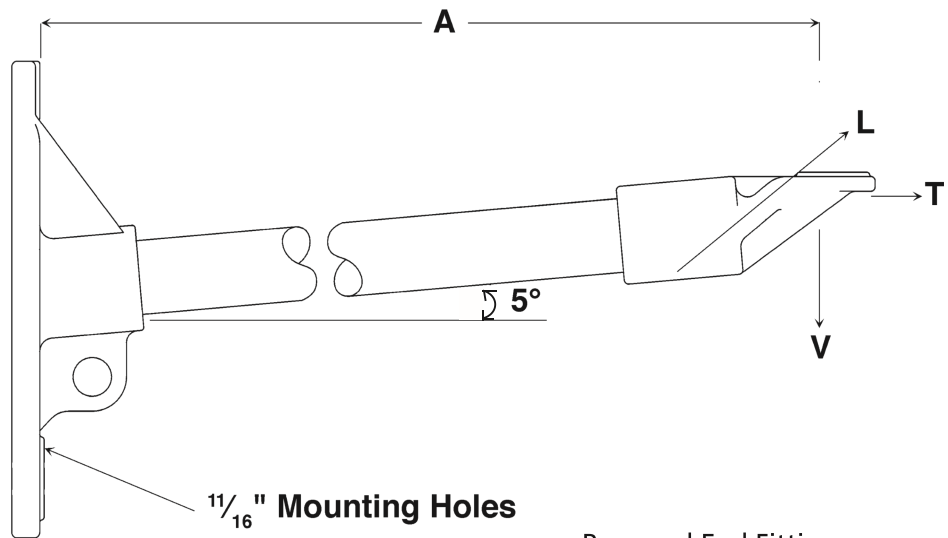
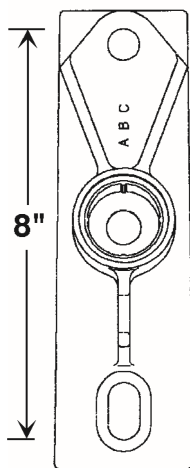
1SBM—CSB Series
includes Spacer Bar

T6531343 - Spacer
Bar Assembly only

1SBM—CB Series
includes bolt



1/2" - 13 x 1 1/2" Bolt



1 1/16" Mounting Holes

1SBM—C Series

Base and End Fitting
are aluminium alloy.

RUS Accepted.

Catalog Number	Length A	Minimum Ultimate*			Weight (Each)
		Vertical V	Longitudinal L	Transverse T	
Medium Duty 1 1/2" (38 mm) Dia. Fiberglass Rod					
1SBM12C	12" (30.5 cm)	2100 lbs. (953 kg)	900 lbs. (408 kg)	1500 lbs. (680 kg)	3.6 lbs. (1.6 kg)
1SBM15C	15" (38.1 cm)	1800 lbs. (816 kg)	800 lbs. (363 kg)	1500 lbs. (680 kg)	4.0 lbs. (1.8 kg)
1SBM18C	18" (45.7 cm)	1500 lbs. (680 kg)	700 lbs. (318 kg)	1500 lbs. (680 kg)	4.4 lbs. (2.0 kg)
1SBM21C	21" (53.3 cm)	1200 lbs. (544 kg)	600 lbs. (272 kg)	1500 lbs. (680 kg)	4.7 lbs. (2.1 kg)
1SBM12CB	12" (30.5 cm)	2100 lbs. (953 kg)	900 lbs. (408 kg)	1500 lbs. (680 kg)	3.6 lbs. (1.6 kg)
1SBM15CB	15" (38.1 cm)	1800 lbs. (816 kg)	800 lbs. (363 kg)	1500 lbs. (680 kg)	4.0 lbs. (1.8 kg)
1SBM18CB	18" (45.7 cm)	1500 lbs. (680 kg)	700 lbs. (318 kg)	1500 lbs. (680 kg)	4.4 lbs. (2.0 kg)
1SBM21CB	21" (53.3 cm)	1200 lbs. (544 kg)	600 lbs. (272 kg)	1500 lbs. (680 kg)	4.7 lbs. (2.1 kg)
1SBM12CSB	12" (30.5 cm)	2100 lbs. (953 kg)	900 lbs. (408 kg)	1500 lbs. (680 kg)	3.6 lbs. (1.6 kg)
1SBM15CSB	15" (38.1 cm)	1800 lbs. (816 kg)	800 lbs. (363 kg)	1500 lbs. (680 kg)	4.0 lbs. (1.8 kg)
1SBM18CSB	18" (45.7 cm)	1500 lbs. (680 kg)	700 lbs. (318 kg)	1500 lbs. (680 kg)	4.4 lbs. (2.0 kg)
1SBM21CSB	21" (53.3 cm)	1200 lbs. (544 kg)	600 lbs. (272 kg)	1500 lbs. (680 kg)	4.7 lbs. (2.1 kg)

*Recommended maximum working load is 50% of minimum ultimate ratings listed.
Consult factory for additional lengths.
Add "SC" suffix to the end of the catalog number to denote Silicone Coated rod