

LC1D150BD

IEC contactor, TeSys Deca, nonreversing,
150A, 100HP at 480VAC, up to 100kA SCCR,
3 phase, 3 NO, 24VDC coil, open style





Main

Range	TeSys
Product name	TeSys D TeSys Deca
Product or Component Type	Contactors
Device short name	LC1D
Contactors application	Resistive load Motor control
Utilisation category	AC-3 AC-4 AC-1
Poles description	3P
Power pole contact composition	3 NO
[Ue] rated operational voltage	Power circuit <= 1000 V AC 25...400 Hz Power circuit <= 300 V DC
[Ie] rated operational current	200 A 140 °F (60 °C) <= 440 V AC AC-1 power circuit 150 A 140 °F (60 °C) <= 440 V AC AC-3 power circuit
Motor power kW	40 kW 220...230 V AC 50/60 Hz AC-3) 75 kW 380...400 V AC 50/60 Hz AC-3) 80 kW 415...440 V AC 50/60 Hz AC-3) 90 kW 500 V AC 50/60 Hz AC-3) 100 kW 660...690 V AC 50/60 Hz AC-3) 75 kW 1000 V AC 50/60 Hz AC-3) 22 kW 400 V AC 50/60 Hz AC-4)
Motor power HP (UL / CSA)	40 Hp 200/208 V at AC 50/60 Hz for 3 phase 50 Hp 230/240 V at AC 50/60 Hz for 3 phase 100 Hp 460/480 V at AC 50/60 Hz for 3 phase 125 hp 575/600 V at AC 50/60 Hz for 3 phase
Control circuit type	DC standard
[Uc] control circuit voltage	24 V DC
Auxiliary contact composition	1 NO + 1 NC
[Uimp] rated impulse withstand voltage	8 kV IEC 60947
Overtoltage category	III
[Ith] conventional free air thermal current	200 A 140 °F (60 °C) power circuit
Irms rated making capacity	140 A AC signalling circuit IEC 60947-5-1 250 A DC signalling circuit IEC 60947-5-1 1660 A 440 V power circuit IEC 60947
Rated breaking capacity	1400 A 440 V power circuit IEC 60947
[Icw] rated short-time withstand current	250 A 104 °F (40 °C) - 10 min power circuit 580 A 104 °F (40 °C) - 1 min power circuit 1200 A 104 °F (40 °C) - 10 s power circuit 1400 A 104 °F (40 °C) - 1 s power circuit 100 A - 1 s signalling circuit 120 A - 500 ms signalling circuit 140 A - 100 ms signalling circuit
Associated fuse rating	10 A gG signalling circuit IEC 60947-5-1 315 A gG <= 690 V type 1 power circuit 250 A gG <= 690 V type 2 power circuit
Average impedance	0.6 mOhm - Ith 200 A 50 Hz power circuit
[Ui] rated insulation voltage	Power circuit 600 V CSA Power circuit 600 V UL Power circuit 1000 V IEC 60947-4-1 Signalling circuit 690 V IEC 60947-1 Signalling circuit 600 V CSA Signalling circuit 600 V UL
Electrical durability	0.85 Mcycles 150 A AC-3 <= 440 V 1 Mcycles 200 A AC-1 <= 440 V

Power dissipation per pole	24 W AC-1 13.5 W AC-3
Front cover	With
Mounting Support	Rail Plate
Standards	CSA C22.2 No 14 EN 60947-4-1 EN 60947-5-1 IEC 60947-4-1 IEC 60947-5-1 UL 508
Product Certifications	UL BV GL GOST CSA CCC LROS (Lloyds register of shipping) RINA DNV UKCA
Connections - terminals	Control circuit screw clamp terminals 2 0.00... 0.00 in ² (1...2.5 mm ²)flexible with cable end Control circuit screw clamp terminals 1 0.00... 0.00 in ² (1...2.5 mm ²)flexible with cable end Control circuit screw clamp terminals 1 0.00... 0.00 in ² (1...2.5 mm ²)flexible without cable end Control circuit screw clamp terminals 2 0.00... 0.00 in ² (1...2.5 mm ²)flexible without cable end Control circuit screw clamp terminals 1 0.00... 0.00 in ² (1...2.5 mm ²)solid without cable end Control circuit screw clamp terminals 2 0.00... 0.00 in ² (1...2.5 mm ²)solid without cable end Power circuit connector 1 0.02...0.19 in ² (10... 120 mm ²)flexible without cable end Power circuit connector 2 0.02...0.08 in ² (10... 50 mm ²)flexible without cable end Power circuit connector 1 0.02...0.19 in ² (10... 120 mm ²)flexible with cable end Power circuit connector 2 0.02...0.08 in ² (10... 50 mm ²)flexible with cable end Power circuit connector 1 0.02...0.19 in ² (10... 120 mm ²)solid without cable end Power circuit connector 2 0.02...0.08 in ² (10... 50 mm ²)solid without cable end
Tightening torque	Control circuit 10.62 lbf.in (1.2 N.m) screw clamp terminals flat Ø 6 mm Control circuit 10.62 lbf.in (1.2 N.m) screw clamp terminals Philips No 2 Power circuit 106.21 lbf.in (12 N.m) connector hexagonal 0.16 in (4 mm) Control circuit 10.62 lbf.in (1.2 N.m) screw clamp terminals pozidriv No 2
Operating time	20...35 ms closing 40...75 ms opening
Safety reliability level	B10d = 1369863 cycles contactor with nominal load EN/ISO 13849-1 B10d = 20000000 cycles contactor with mechanical load EN/ISO 13849-1
Mechanical durability	8 Mcycles
Maximum operating rate	1200 cyc/h 140 °F (60 °C)

Complementary

Coil technology	With integral suppression device
Control circuit voltage limits	0.75...1.2 Uc -40...131 °F (-40...55 °C) operational DC 0.15...0.4 Uc -40...158 °F (-40...70 °C) drop-out DC 1...1.2 Uc 131...158 °F (55...70 °C) operational DC
Time constant	25 ms
Inrush power in W	270...365 W 68 °F (20 °C))
Hold-in power consumption in W	2.4...5.1 W 68 °F (20 °C)
Auxiliary contacts type	Mechanically linked 1 NO + 1 NC IEC 60947-5-1 Mirror contact 1 NC IEC 60947-4-1

Signalling circuit frequency	25...400 Hz
Minimum switching current	5 mA signalling circuit
Minimum switching voltage	17 V signalling circuit
Non-overlap time	1.5 Ms on de-energisation between NC and NO contact 1.5 ms on energisation between NC and NO contact
Insulation resistance	> 10 MOhm signalling circuit

Environment

IP degree of protection	IP20 front face IEC 60529
Protective treatment	TH IEC 60068-2-30
Pollution degree	3
Ambient air temperature for operation	-40...140 °F (-40...60 °C) 140...158 °F (60...70 °C) with derating
Ambient Air Temperature for Storage	-76...176 °F (-60...80 °C)
Operating altitude	0...9842.52 ft (0...3000 m)
Fire resistance	1562 °F (850 °C) IEC 60695-2-1
Mechanical robustness	Vibrations contactor open2 Gn, 5...300 Hz Vibrations contactor closed4 Gn, 5...300 Hz Shocks contactor closed15 Gn for 11 ms Shocks contactor open6 Gn for 11 ms
Height	6.22 in (158 mm)
Width	4.72 in (120 mm)
Depth	5.35 in (136 mm)
Net Weight	5.51 lb(US) (2.5 kg)



Ordering and shipping details

Category	22359-CTR, TESYS D, OPEN, 80-150A AC&DC
Discount Schedule	I12
GTIN	3389110475982
Nbr. of units in pkg.	1
Package weight(Lbs)	5.45 lb(US) (2.474 kg)
Returnability	Yes
Country of origin	CZ

Packing Units

Unit Type of Package 1	PCE
Package 1 Height	6.89 in (17.5 cm)
Package 1 width	7.48 in (19 cm)
Package 1 Length	8.46 in (21.5 cm)
Unit Type of Package 2	S06
Number of Units in Package 2	27
Package 2 Weight	175.92 lb(US) (79.798 kg)
Package 2 Height	28.94 in (73.5 cm)
Package 2 width	23.62 in (60 cm)
Package 2 Length	31.50 in (80 cm)

Offer Sustainability

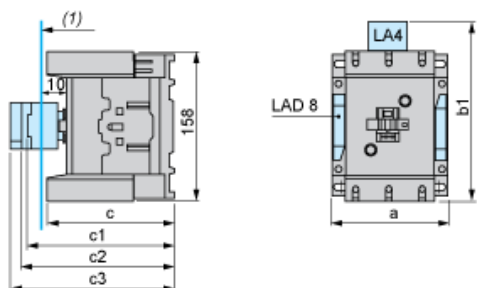
Sustainable offer status	Green Premium product
California proposition 65	WARNING: This product can expose you to chemicals including: Antimony oxide & Antimony trioxide, which is known to the State of California to cause cancer. For more information go to www.P65Warnings.ca.gov
REACH Regulation	 REACH Declaration
EU RoHS Directive	Compliant  EU RoHS Declaration
Mercury free	Yes
RoHS exemption information	 Yes

China RoHS Regulation	China RoHS Declaration
Environmental Disclosure	Product Environmental Profile
Circularity Profile	End Of Life Information
WEEE	The product must be disposed on European Union markets following specific waste collection and never end up in rubbish bins.
PVC free	Yes

Contractual warranty

Warranty	18 months
----------	-----------

Dimensions



(1) Minimum electrical clearance

LC1		D115 and D150 (3-pole)
a		120
b1	with LA4 DA2	174
with LA4 DF, DT	185	
with LA4 DM, DL	188	
with LA4 DW	188	
c	without cover or add-on blocks	132
with cover, without add-on blocks	136	
c1	with LAD N or C (2 or 4 contacts)	150
c2	with LA6 DK20	155
c3	with LAD T, R, S	168
with LAD T, R, S and sealing cover	172	

Wiring

