

**CONNECT AND PROTECT**

# nVent ERICO Cadweld Multi


An Evolution In Exothermic Welding





### Exothermic Welded Connections

Exothermic welded connections are immune to thermal conditions which can cause mechanical and compression joints to become loose or corrode. They are recognized for their durability and longevity.



### Cadweld Connection

The Cadweld exothermic welding process fuses conductors together to form a molecular bond with a current-carrying capacity equal to that of the conductor. Grounding systems incorporating this type of connection therefore operate as a continuous conductor with lower resistivity.

### Cadweld Multi

Cadweld Multi offers enhanced user benefits:

- Performs welds to ground rods
- Versatile mold produces an unlimited variety of connections
- Compact compression structure enables easy alignment of conductors
- Language-free instruction guide
- Lightweight kit for easy transportation
- Easy-to-use system completes weld in seconds
- Video available on [nVent.com/ERICO](http://nVent.com/ERICO)

### Standard Compliance

Cadweld Multi satisfies the requirements of:

- BS 6651
- BS 7430
- NFC 15-100
- IEEE® 837-1987
- IEEE 80-2000
- IEC 1025-1 (ENV 61024-1)

# Cadweld Multi

The complete welding system for improving grounding system performance, reliability, and installation convenience.

Cadweld Multi simplifies the exothermic welding process. Make over 30 separate connection types with a single, universal mold, which now enables you to make connections to a ground rod.



*Welding material sold separately.*

## 4 Easy steps for multiple, permanently welded, electrical connections



**STEP 1** Layer batting and variable conductor sizes to be welded into dry mold.



**STEP 2** Add Cadweld Plus welding material.



**STEP 3** Close cover and connect Cadweld Plus control unit.



**STEP 4** Press and hold operate button. Open mold after 10 seconds.

**Cadweld Multi also works with Cadweld Traditional Welding Material.**

# CADWELD MULTI OFFERS ALL OF THE BENEFITS OF CADWELD CONNECTIONS:

- Current-carrying capacity equal to that of the conductor
- Permanent molecular bond that will not loosen or corrode
- Works with Cadweld traditional welding material
- Works with Cadweld Plus welding material
- Will withstand repeated fault currents
- No external power or heat required
- Ground rod capabilities • Visual inspection possible
- Requires minimal training




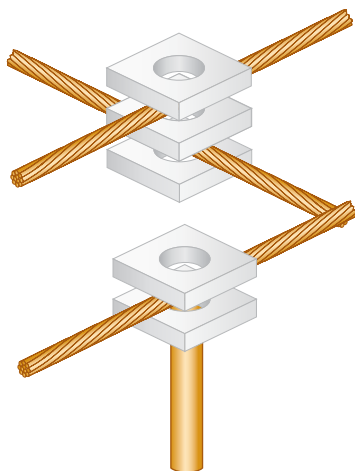
Cadweld Multi combines a versatile mold block and a range of gaskets (batting) to allow numerous different welded connections to be produced without the need to change the mold for each connection type.



The process is similar to the classic Cadweld with one distinct difference...


there is no need to change the mold for different connection types.

The whole process is complete in about one minute. The back page table details the gasket quantities required for each weld.



## CADWELD MULTI CONNECTION CAPABILITIES

### Copper Cable/Solid to Copper Cable/Solid




### Copper Cable/Solid Strip to Rebar




- Copper concentric conductor sizes up to 50 mm<sup>2</sup> (9.3 mm dia.) or 1/0 AWG (0.37" dia.)
- Copper or steel strip sizes up to 30 x 3,5 mm (1.2" x 0.14")
- Rebar sizes up to 10 mm (#3)

### Copper Strip to Copper Strip




- BB and CG: Copper strip sizes up to 30 x 3,5 mm (1.2" x 0.14")
- BG and EB: Copper strip sizes up to 30 x 3,0 mm (1.2" x 0.12")

### Copper Cable/Solid to Copper or Steel Strip/Lug




- Copper concentric conductor sizes up to 50 mm<sup>2</sup> (9.3 mm dia.) or 1/0 AWG (0.37" dia.)
- Copper or steel lug / strip sizes up to 30 x 3,5 mm (1.2" x 0.14")

### Galvanized Steel Strip to Galvanized Steel Strip



- Galvanized steel strip sizes up to 30 x 3,5 mm (1.2" x 0.14")

### Ground Rod Connections



- Copper concentric conductor sizes up to 10 mm<sup>2</sup> (4.2 mm dia.) or #6 AWG (0.18" dia.)
- Copper strip sizes up to 30 x 2,0 mm (1.2" x 0.08")

- Copper concentric conductor sizes greater than 10 mm<sup>2</sup> (4.2 mm dia.) or #6 AWG (0.18" dia.)
- Copper strip sizes 30 x (2,5 - 3,0 mm) or 1.2" x (0.10" - 0.12")
- Steel strip sizes 30 x (0,5 - 3,5 mm) or 1.2" x (0.02" - 0.14")

## CADWELD MULTI AVAILABLE ITEMS

Part Nr	Article Nr	Description	Weight (kg)
KITCDMV01	167782	Cadweld Multi Kit	25.000
<b>The Cadweld Multi kit (KITCDMV01) contains the following list of items:</b>			
FMCDMV01	120883	Handle Clamp	1.800
CDMV01H	240399	Mold for H welds	1.200
CDMV0112	240398	Mold for welds on 1/2 rods	1.200
CDMV0158	240397	Mold for welds on 5/8 rods	1.200
CDMV0134	240396	Mold for welds on 3/4 rods*	1.200
SCDM01	120886	Set of 33 batting/gaskets	0.200
B399P	162070	SKK1 clamp	0.500
TSCSTP	197295	Toolset	2.000
B136B	182030	Slag Removal Spade	0.144
		Language free instruction sheet	1

The following items can be used with the Cadweld Multi Kit (KITCDMV01). They are sold separately.

T320	165000	Flint Ignitor T320	1	0.090
90	163040	Cadweld Traditional welding material	10	0.090
115	163050	Cadweld Traditional welding material	10	0.115
PLUSCU	165745	Control Unit	1	1.088
PLUS#90F20	165705	Cadweld Plus welding material	10	0.158
PLUS#115F20	165706	Cadweld Plus welding material	10	0.185

Due to nVent continuous product improvement policy, products shown in this catalog are subject to change without notice. If you would like to know more about the benefits of Cadweld Multi contact nVent or visit: [nVent.com/ERICO](http://nVent.com/ERICO)

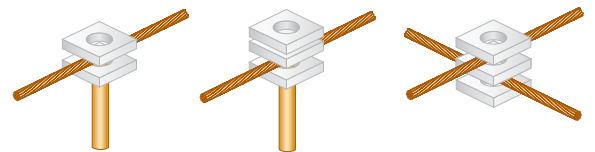
Symbol denotes number of batting (gaskets) required for each connection.



Requires 2 batting layers for weld



Requires 3 batting layers for weld



### NOTES:

- \* For connections using a 3/4" ground rod, it is necessary to use #115 / 115PLUSF20 weld material (sold separately).
- For all other connection types, use #90 or 90PLUSF20.
- For connections using galvanized material, remove galvanizing before welding, for a better connection.



Our powerful portfolio of brands:

CADDY ERICO HOFFMAN RAYCHEM SCHROFF TRACER

**WARNING.** nVent products shall be installed and used only as indicated in nVent's product instruction sheets and training materials. Instruction sheets are available at [nVent.com/ERICO](http://nVent.com/ERICO) and from your nVent customer service representative. Improper installation, misuse, misapplication or other failure to completely follow nVent's instructions and warnings may cause product malfunction, property damage, serious bodily injury and death and/or void your warranty.

©2018 nVent. All nVent marks and logos are owned or licensed by nVent Services GmbH or its affiliates.

All other trademarks are the property of their respective owners. nVent reserves the right to change specifications without notice.

ERICO-SB-E399B-E1494LT12WWEN-EN-1805

[nVent.com/ERICO](http://nVent.com/ERICO)