


# *Power Zone® Center*

Your solution for  
power distribution  
and control systems





**Square D® Power Zone® Centers are making the advantages of pre-engineered control building centers a very attractive solution for industrial, larger commercial and utility facilities. We put our expertise in low and medium voltage distribution equipment to work for you, providing free consultation on the ideal layout, design and equipment for your application. Your project is carefully managed from beginning to end, saving you time and costs. But that's just the beginning, because you also get the proven reliability and performance of Square D products.**

## *The Strength of One Powerful*

When you need to install a new power distribution center in your facility, you need it done in the fastest and most economical manner possible without sacrificing quality, reliability or performance. With a project, which is so crucial to the operation of your facility, there's no time to waste.

Square D Power Zone Centers were designed for this type of critical situation. Our reputation has been built on low and medium voltage electrical equipment and on efficient results such as:

- **Faster installation** – We manage every part of the project, delivering your power distribution center ready for on-site line and load connections
- **Greater flexibility** – We customize your Power Zone Center to your specific power and environmental installation
- **Reduced labor costs** – We take away the worries and reduce the costs of on-site construction and electrical equipment installation.
- **Better use of space** – We save you space over block buildings and give you more options for efficient positioning
- **Easier to maintain** – We ensure simpler maintenance and upgrades with the special design of the Power Zone Center.

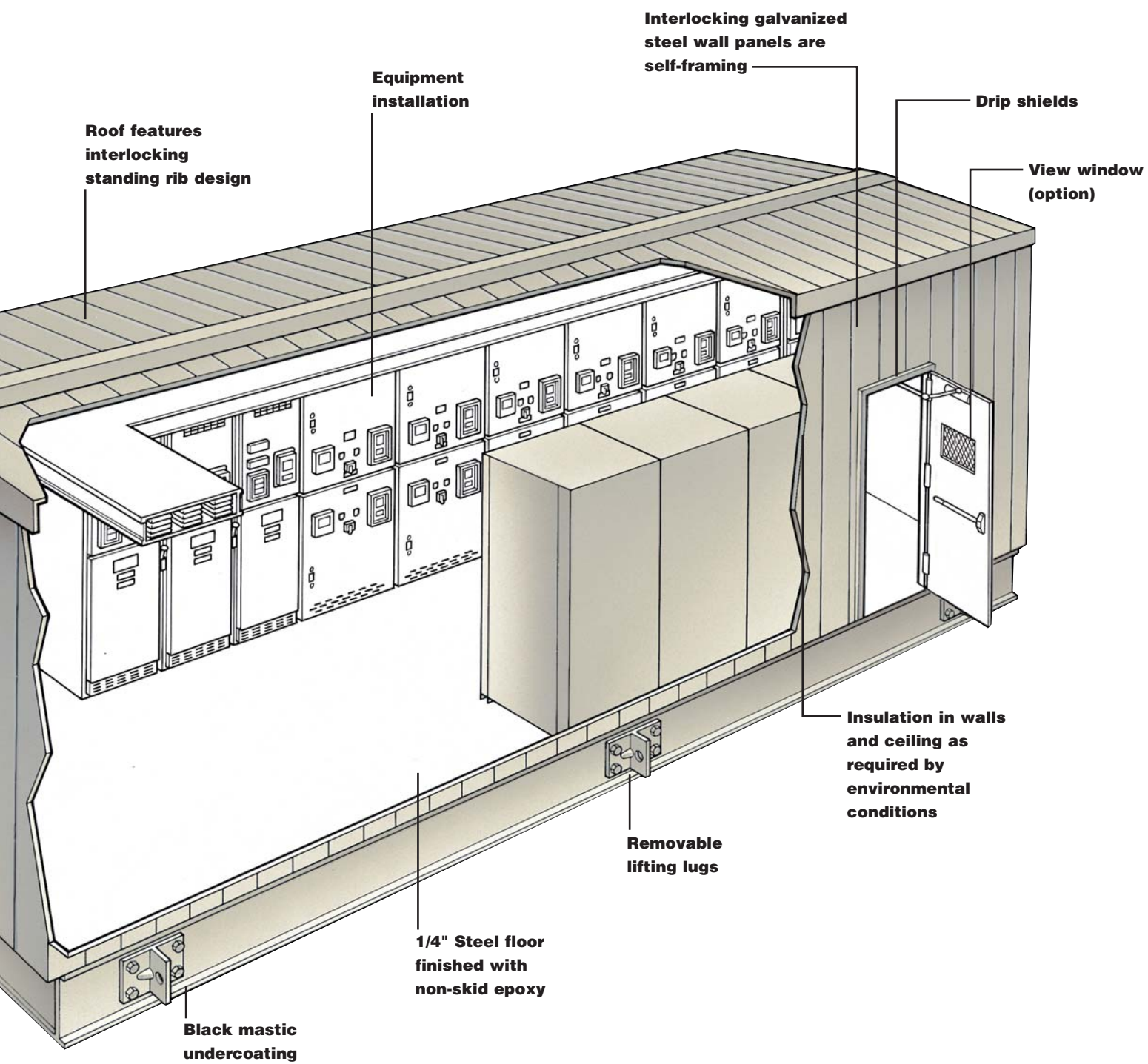
You will also benefit from the strength of the Square D team, with the expertise and resources to create new zones of efficiency and provide the most positive overall customer experience available.

**Removable end walls for future expansion**

**Panic hardware and Closer standard on entrance doors**

**Welded steel channels and angle supports**

# Team – Your Single Source Supplier



# Customer-Focused Solutions

In power control houses, design determines savings as well as performance. The Square D design focuses on your specific needs, both in the features of the Power Zone Center and in the way we manage your project. Our goal is to maximize your savings in the design phase and beyond with the most efficient solutions.

**Time savings and minimal disruption** to operations are typically high priorities for power control house installation. Square D excels in both. We have the capability to design, engineer and manufacture each component, and we use this single-source responsibility to save you time. Installation time is also shortened since we factory-wire Power Zone Centers. The finished center arrives on your site in one shipment and typically may be off-loaded in approximately one hour.

**Flexibility in design** is essential to accommodate your specific requirements and your future needs. The interlocking panel design of the Power Zone Center makes it easily adaptable for the equipment layout you require and simplifies any future expansion. In addition, our expertise and flexibility allow you to make equipment changes throughout development and in the years to come.

**Cost savings** are a result of the way we reduce your labor costs while ensuring greater performance and reliability. All equipment is pre-installed and inter-wired when it arrives in the Power Zone Center. Both

the equipment and wiring are checked. Plus, we provide wiring details and a composite layout of the Power Zone Center, which facilitates maintenance and future additions.

**Efficient use of space** also characterizes the Power Zone Center. Its portability enhances flexibility and protects your investment. Rear-hinged access doors give you easier access to electrical equipment without requiring additional building space. Block buildings require as much as 30 percent more space to satisfy access needs.

**Savings** are another often unexpected advantage of the Power Zone Center. Because it is portable and treated as electrical equipment, the Power Zone Center may be depreciated much faster than a block building. The Center may be taxed and depreciated as equipment over five to seven years vs. Real Estate which is over a 29 year period.


All of these advantages, both in product design and project management, are only available because Schneider Electric considers you an integral part of our design.

**Skid mounted unit substations** with or without a Power Zone Center are also available. This allows a complete fully assembled and interconnected solution to be set in place and installed. Save contractor time and money with this offering.



**Skid Mounted Unit Substation**





# Quality Integrated Systems

To meet your power distribution requirements, we offer primary components that range from 600 V switchboards to 5 to 38 kV switchgear. Our transformers range from 2.5 to 46 kV, while our secondary equipment also offers a variety of cost-effective power distribution solutions. Our choices are designed to help you address individual facility environments, floor space issues and budgetary concerns. Plus, they incorporate the most efficient choices of technology.

These choices come together to give you optimal performance for your specific application.



### Power-Dry II Transformers

kVA Size: 225 to 10,000  
Primary Voltage Classes:  
600 to 35 kV.

### Power-Cast® II Transformer Cast Coil Transformers

kVA Size: 225 to 13,000  
Primary Voltage Classes:  
2.4 to 35 kV



### Liquid-Filled Transformer

Oil, Silicone and seed oil  
kVA Size: 225 to 20,000  
Primary Voltage Classes:  
2.4 to 46 kV



### Masterclad® Metal-Clad Switchgear

5 to 27 kV  
1200 to 3000 A  
Continuous Rating



### HVL/cc Metal Enclosed Switchgear

2.4 to 38 kV  
600 or 1200 A  
Continuous Rating



### HVL Metal Enclosed Load Interrupter Switchgear

5 to 38 kV  
600 to 1200 A  
Continuous Rating



### VISI/VAC Medium Voltage Circuit Interrupter

5 to 15 kV  
600 to 800 A  
Continuous Rating



### Motorpact™ Medium Voltage Motor Controllers

POWER 2.5 to 7.2 kV  
Maximum 50 to 60 Hz  
Bus Ratings up to 50 kA  
Control: 120 Volts 60 Hz,  
110 Volts 50 Hz



**Power-Style® QED-2 Switchboard**  
 Fixed, Group and Drawout Mounted  
 600 Volts and Below Bus Rating up to 5000 A



**Power-Zone® 4 Switchgear Low Voltage and QED 6 Power-Style Switchboard**  
 Bus Ratings up to 5000 A, 600 Volts and below



**Low Voltage Model 6 Motor Control Centers**  
 600 Volts Maximum  
 50 to 60 Hz Bus Ratings up to 2500 A Control  
 Control: 120 Volts 60 Hz, 110 Volts 50 Hz



**I-Line® Low Voltage Busway**  
 600 Volts, 800 to 5000 A Continuous Rating.



**Power Zone Load Center Unit Substations**

**Power-Zone Medium Voltage Busway**  
 600 Volts, 5 to 38 kV, 120 to 6000 A Continuous Rating





## Transparent *Ready*®

### **Transparent Ready® Web-enabled Power and Control**

Switchgear can be web-enabled and be part of the Square D Transparent Ready power equipment family. This family of products provide “plug and play” communication systems, allowing authorized users access to equipment status and monitoring information using only a standard web browser.




# *Proven Reliability and Performance*

With a Square D® Power Zone® Center, single-source responsibility gives you reliability and performance from start to finish. Square D electrical equipment has been proven with millions of installations, but we still take an individual approach to ensure quality.

We start by analyzing your application and your unique requirements. The Square D electrical equipment that will provide the most efficient results is then selected. Our integrated systems approach ensures the highest level of quality in design coordination, assembly, pre-testing and installation. The result is a Power Zone Center that is tailored to your exact application and completely backed by a Square D warranty.

Power Zone Centers can be designed to satisfy the following NEMA classifications:

- **NEMA 3 R** – Rainproof and sleet (ice) resistant
- **NEMA 4** – Watertight
- **NEMA 4 X** – Watertight and corrosion resistant
- **NEMA 7** – Class I, Division I, Group(s) A, B, C and/or D. For location in atmospheres consisting of hazardous gases or vapors
- **NEMA 9** – Class II, Division I, Group(s) E, F and/or G. Where enclosures must prevent the ingress of explosive amounts of dust
- **NEMA 12** – Dust-tight and drip-tight. Intended for use indoors to protect equipment against fibers, filings, lint, dust, light splashing, dripping and external condensation of non-corrosive liquids



# Enclosure Design Specifications

Square D® Power Zone® Centers are custom designed to meet exact standards for the distribution and control equipment installed inside. They are designed to be raintight and weather resistant. Power Zone Centers can also be designed to meet severe environmental conditions and meet seismic applications.

## Base

The base is constructed of welded steel channels and angle supports, sized and reinforced to accommodate loading requirements. The base may also include skid-beams if the application requires a portable unit. When welding is complete, the base is cleaned, primed and covered with a bituminous undercoating. The base exterior is then finished to match the building.

## Flooring

The floor is constructed of 1/4" steel plate (as determined by loading requirements) and is welded to the base framework. The standard floor is a smooth steel, finished with an application of ANSI-61 skid-resistant epoxy. As an option, tread plate steel may also be used.

## Wall Panels

Wall panels are formed of galvanized steel in an interlocking design that is self-framing and capable of withstanding wind loads in excess of 125 miles per hour. Panel thickness can vary from 18 to 11 gauge. Also, for special requirements at the job site, the Aluminum or Stainless steel panels are available to meet your solutions.

## Roof Panels

The standard roof panels are formed of galvanized steel in the standing rib design, eliminating the possibility of water entry. The standard design allows for a peaked roof or single sloped roof, depending on enclosure width and environmental conditions at the job site. The roof can withstand snow loading in excess of 40 lbs. per sq.ft.

## Ceiling Panels

The galvanized inner ceiling panels are also interlocking. Floor to ceiling height can be varied to allow for overhead busway, bulkhead (wall opening) plates, cable tray and wireway.



## Finish

Panels are cleaned and painted with epoxy paint and top-coated with polyurethane, providing a durable, corrosion-resistant finish.

## Insulation

When specified or required by design, insulation for base spray foam, walls and ceiling includes fiberglass batting insulation. A galvanized wall liner is installed over the insulation.

## Lighting

Sufficient fluorescent lighting fixtures are provided to maintain a minimum of 30 foot candles of illumination at the floor. High pressure sodium or incandescent exterior lighting with switch and/or photocell control can be provided upon request.





## Doors

Entrance doors are of double-wall construction with cellular neoprene gasket, complete with brushed aluminum panic hardware and door closer/hold-open device. Upon request, stainless steel hardware and a viewing window (safety glass) will be provided. When specified or required by code, a personnel door is provided at each end of the Power Zone Center. When requested, removable wall panels are provided to permit removal of large equipment or to allow for future expansion, etc. Equipment rear doors are supplied when rear access is required.

## Lifting

The Power Zone Center is equipped with lifting lugs, which are removable.

## Heating and Cooling

The Power Zone Center can be ordered with a variety of HVAC roof or wall mounted units in either singles or combination construction. When conditions dictate for hazardous locations, NFPA 496 Pressurization system will be provided.

## Options

These general specifications are for basic applications. Schneider Electric can also design solutions to meet your special requirements. For more information please contact your local Square D field sales representative.

A several other options are available upon request.



**Skid mounted PZC for mobile installations**



**Power Zone Centers can be transported in a multitude of different ways**

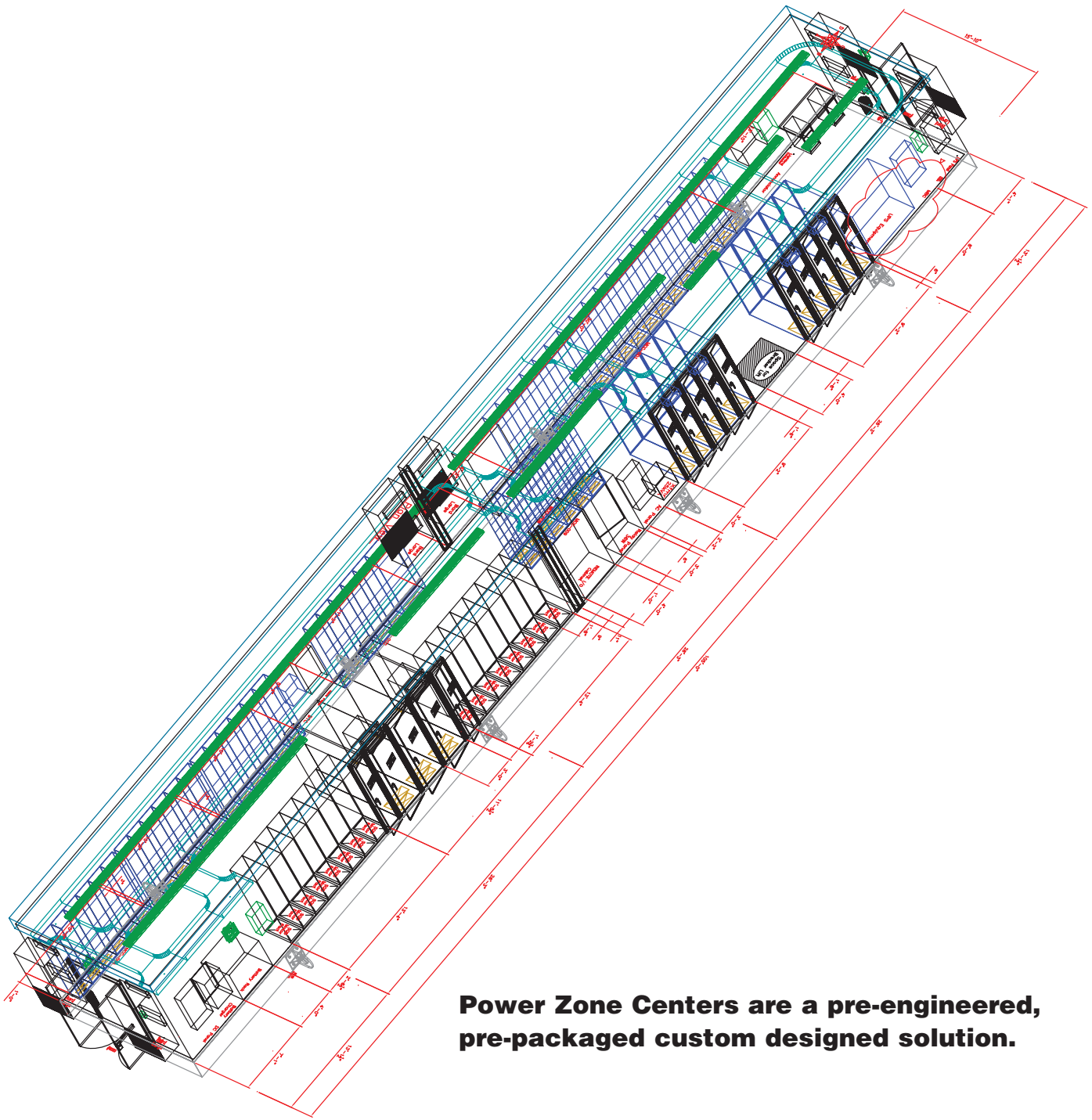


**Two substations with PZC base extension**



**PZC building with multiple options**





**Power Zone Centers are a pre-engineered,  
pre-packaged custom designed solution.**

**For more information on how we can meet your individual needs, contact your local Schneider Electric field sales representative or you can call our customer service at 1-888-778-2733 or visit us on the web at [www.us.squared.com](http://www.us.squared.com).**

**Schneider Electric - North American Operating Division**

1415 S. Roselle Road  
Palatine, IL 60067  
Tel: 847-397-2600  
Fax: 847-925-7500