



Product Environmental Profile

Harmony™ light module transformer type
9001KM



Product Environmental Profile - PEP

Product overview

The main purpose of the 9001KM transformer type range is to signal the operational state of an installation or device.

This range consists of: light block with an incandescent bulb or LED (110-120V, 208-220V, 220-240V, 380-480V, 550-600V, 277V all of them for 50-60Hz, 110-120V, 220-240V on 25-30Hz).

The representative product used for the analysis is 9001KM1.

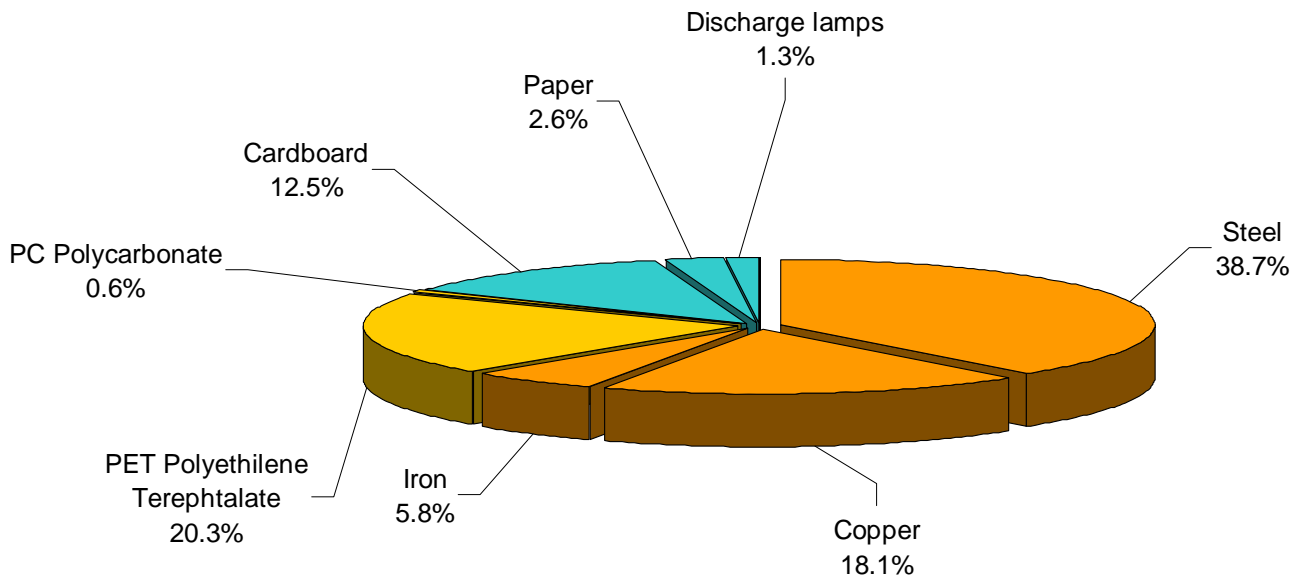
The environmental impacts of this referenced product are representative of the other products in this range which are developed with a similar technology.

The environmental analysis was performed in conformity with ISO 14040.

Constituent materials

The mass of the product range is from 144 g and 147 g including packaging. It is 156 g for 9001KM1.

The constituent materials are distributed as follows:



Substance assessment

Products of this range are designed in conformity with the requirements of the RoHS directive (European Directive 2002/95/EC of 27 January 2003) and do not contain, or only contain in the authorised proportions, lead, mercury, cadmium, hexavalent chromium or flame retardants (polybrominated biphenyls - PBB, polybrominated diphenyl ethers - PBDE) as mentioned in the Directive

Manufacturing

The 9001KM transformer type product range is manufactured at a Schneider Electric production site on which an ISO14001 certified environmental management system has been established.

Distribution

The weight and volume of the packaging have been optimized, based on the European Union's packaging directive.

The 9001KM transformer type packaging weight is 23.5 g. It consists of cardboard and paper.

The product distribution flows have been optimised by setting up local distribution centers close to the market areas.

Use

The products of the 9001KM transformer type range do not generate environmental pollution (noise, emissions) requiring special precautionary measures in standard use.

The electrical power consumption depends on the conditions under which the product is implemented and used. The electrical power consumed by the 9001KM transformer type range is between 0.1 W and 0.9 W. It is 0.9 W (30% of the time in active mode and 0W for 70 % in standby mode) for the referenced 9001KM1.

This 9001KM transformer type range product will require a bulb or LED replacement once the life of this component is depleted.

Product Environmental Profile - PEP

End of life

At end of life, the products in the 9001KM transformer type have been optimized to decrease the amount of waste and allow recovery of the product components and materials.

This product range doesn't need any special end-of-life treatment. According to countries' practices this product can enter the usual end-of-life treatment process.

The recyclability potential of the products has been evaluated using the "ECO DEEE recyclability and recoverability calculation method" (version V1, 20 Sep. 2008 presented to the French Agency for Environment and Energy Management: ADEME).

According to this method, the potential recyclability ratio is: 57%.

As described in the recyclability calculation method this ratio includes only metals and plastics which have proven industrial recycling processes.

Environmental impacts

Life cycle assessment has been performed on the following life cycle phases: Materials and Manufacturing (M), Distribution (D), and the Use (U).

Modelling hypothesis and method:

- The calculation was performed on the 9001KM1

- Product packaging: is included

- Installation components: no special components included.

- Scenario for the Use phase: this product range is included in the category 2, Energy consuming product: (assumed service life is 10 years) and use scenario is : Product dissipation is 0.21W max, and service uptime is 30%.

The electrical power model used for calculation is US model.

End of life impacts are based on a worst case transport distance to the recycling plant (1000km)

Presentation of the product environmental impacts

Environmental indicators	Unit	For 9001KM1					
		S = M + D + I + U + E	M	D	I	U	E
Raw Material Depletion	Y-1	2.61E-15	1.11E-15	7.65E-20	0.00	1.50E-15	3.19E-19
Energy Depletion	MJ	3.68E+02	5.87E+01	5.61E-02	0.00	3.09E+02	2.34E-01
Water depletion	dm ³	5.98E+01	2.06E+01	5.32E-03	0.00	3.92E+01	2.22E-02
Global Warming	g≈CO ₂	2.36E+04	3.27E+03	4.44	0.00	2.03E+04	1.85E+01
Ozone Depletion	g≈CFC-11	2.18E-03	6.28E-04	3.14E-06	0.00	1.54E-03	1.31E-05
Air Toxicity	m ³	5.66E+06	1.05E+06	8.37E+02	0.00	4.60E+06	3.49E+03
Photochemical Ozone Creation	g≈C ₂ H ₄	6.68	1.61	3.80E-03	0.00	5.05	1.58E-02
Air acidification	g≈H ⁺	4.59	6.97E-01	5.66E-04	0.00	3.89	2.36E-03
Water Toxicity	dm ³	4.30E+03	2.33E+03	5.55E-01	0.00	1.98E+03	2.32
Water Eutrophication	g≈PO ₄	7.62E-01	6.87E-01	7.38E-05	0.00	7.50E-02	3.08E-04
Hazardous waste production	kg	4.68E-01	5.80E-02	1.65E-06	0.00	4.10E-01	6.89E-06

Life cycle assessment has been performed with the EIME software (Environmental Impact and Management Explorer), version 4.0, and with its database version 11.0.

The Using phase is the life cycle phase which has the greatest impact on the majority of environmental indicators.

According to this environmental analysis, proportionality rules may be used to evaluate the impacts of other products of this range: Depending on the impact analysis, the environmental indicators (without RMD) of other products in this family may be proportional extrapolated by energy consumption values.

System approach

As the products of the range are designed in accordance with the RoHS Directive (European Directive 2002/95/EC of 27 January 2003), they can be incorporated without any restriction in an assembly or an installation subject to this Directive.

Please note that the values given above are only valid within the context specified and cannot be used directly to draw up the environmental assessment of an installation.

Glossary

Raw Material Depletion (RMD)	This indicator quantifies the consumption of raw materials during the life cycle of the product. It is expressed as the fraction of natural resources that disappear each year, with respect to all the annual reserves of the material.
Energy Depletion (ED)	This indicator gives the quantity of energy consumed, whether it be from fossil, hydroelectric, nuclear or other sources. This indicator takes into account the energy from the material produced during combustion. It is expressed in MJ.
Water Depletion (WD)	This indicator calculates the volume of water consumed, including drinking water and water from industrial sources. It is expressed in dm ³ .
Global Warming (GW)	The global warming of the planet is the result of the increase in the greenhouse effect due to the sunlight reflected by the earth's surface being absorbed by certain gases known as "greenhouse-effect" gases. The effect is quantified in gram equivalent of CO ₂ .
Ozone Depletion (OD)	This indicator defines the contribution to the phenomenon of the disappearance of the stratospheric ozone layer due to the emission of certain specific gases. The effect is expressed in gram equivalent of CFC-11.
Air Toxicity (AT)	This indicator represents the air toxicity in a human environment. It takes into account the usually accepted concentrations for several gases in the air and the quantity of gas released over the life cycle. The indication given corresponds to the air volume needed to dilute these gases down to acceptable concentrations.
Photochemical Ozone Creation (POC)	This indicator quantifies the contribution to the "smog" phenomenon (the photochemical oxidation of certain gases which generates ozone) and is expressed in gram equivalent of ethylene (C ₂ H ₄).
Air Acidification (AA)	The acid substances present in the atmosphere are carried by rain. A high level of acidity in the rain can cause damage to forests. The contribution of acidification is calculated using the acidification potentials of the substances concerned and is expressed in mode equivalent of H ⁺ .
Water Toxicity (WT)	This indicator represents the water toxicity. It takes into account the usually accepted concentrations for several substances in water and the quantity of substances released over the life cycle. The indication given corresponds to the water volume needed to dilute these substances down to acceptable concentrations.
Hazardous Waste Production (HWP)	This indicator calculates the quantity of specially treated waste created during all the life cycle phases (manufacturing, distribution and utilization). For example, special industrial waste in the manufacturing phase, waste associated with the production of electrical power, etc. It is expressed in kg.

PEP achieved with Schneider-Electric TT01 V7 and TT02 V15 procedures in compliance with ISO14040 series standards
PEP established according to PEPecopassport PCR : PEP- PCR-ed 2-EN-2011 12 09 rules

Schneider Electric Industries SAS

35, rue Joseph Monier
CS 30323
F- 92506 Rueil Malmaison Cedex
RCS Nanterre 954 503 439
Capital social 896 313 776 €

www.schneider-electric.com

Published by: Schneider Electric