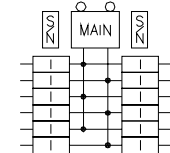
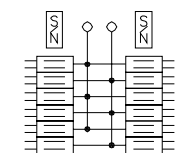
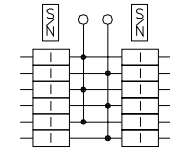
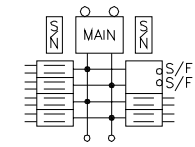


| KNOCKOUTS | | | | | | | |
|-----------|-----|-----|------|------|------|------|------|
| SYMBOL | A | B | C | D | E | F | G |
| IN | .50 | .75 | 1.00 | 1.25 | 1.50 | 2.00 | 2.50 |
| MM | 13 | 19 | 25 | 32 | 38 | 51 | 64 |



DUAL DIMENSIONS: INCHES
MILLIMETERS

| CATALOG NUMBER | MAXIMUM SYSTEM VOLTAGE | MAINS AMPERE RATING | SPACES | MAXIMUM NUMBER OF SINGLE POLE CIRCUITS | MAIN WIRE SIZE AWG AL/CU |
|----------------|------------------------|---------------------|--------|--|--------------------------|
| QO11224L125GRB | 120/240VAC 1Ø 3W | 125 | 12 | 24 | #4-2/0 |
| QO112L125GRB | | 125 | 12 | 12 | |
| QO112M100RB | | 100 | 12 | 12 | |
| QO1612M125FTRB | | 125 | 6 | 12 | |

NOTES:
FINISH - GRAY BAKED ENAMEL ELECTRODEPOSITED OVER CLEANED PHOSPHATIZED STEEL.
UL LISTED - FILE E-6294
NEUTRALS - INSULATED GROUNDABLE.
LOAD CENTERS WITH "G" IN CATALOG NUMBER INCLUDE A FIELD INSTALLABLE EQUIPMENT GROUND BAR KIT.
WHEN MOUNTING THESE LOAD CENTERS, ALLOW 1.25 INCHES OF CLEARANCE ON HINGED SIDE FOR THE DOOR TO OPEN

QO LOAD CENTERS
RAINPROOF NEMA TYPE 3R ENCLOSURE
SIDE HINGED
INDOOR

SQUARE D COMPANY

DWC# 3013
NO.