

QL LED

MEDIUM/LARGE

| | | |
|-------|------|-----------|
| Cat.# | | Approvals |
| Job | Type | |

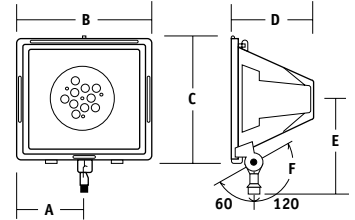


APPLICATIONS

- General accent floodlighting including small signs, facades, small flags (20 ft.), landscape foliage, small area illumination

SPECIFICATIONS

- Die cast aluminum housing and door; protects LED system components.
- Thermal shock resistant clear glass lens
- High-grade silicone gasket provides positive seal against water and insects
- Large 1/2" swivel knuckle allows versatile aiming; easy mounting to standard junction boxes and covers
- QL LED provides NEMA 5x5 uniform wide beam
- LED light engine is included with 120-277 volt driver
- LED light engine is included with 120-277 volt driver
- 50,000 hour typical life
- Finish is gray powder coat for lasting appearance
- Listed to UL1598 for use in wet locations



| A | B | C | D | E | F |
|---------|--------|--------|--------|--------|--------|
| 4 5/16" | 8 5/8" | 8 1/2" | 5 1/4" | 7" | 2 1/2" |
| 110 mm | 219 mm | 216 mm | 133 mm | 178 mm | 64 mm |



ORDERING INFORMATION

| Catalog Number | Max. Watts | Housing Finish | NEMA Beam Spread H° x V° | Weight lbs. (kg) | EPA ft² (m²) |
|----------------|------------|----------------|--------------------------|------------------|--------------|
| QL LED | | | | | |
| QL10WLED¹ | 10 | Gray | 86x85 | 5.0 (2.2) | .5 (0.5) |

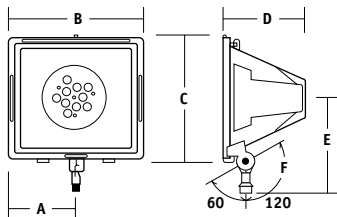
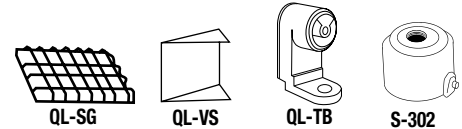
1 120-277V

ACCESSORIES - Order Separately

| Catalog Number | Description | Weight lbs. (kg) |
|----------------------|---|------------------|
| QL-505 Series | | |
| QL-5G | Wire guard (2 inch square grid) | 1 (0.5) |
| QL-VS | Top/side visor (Max use two - at 180°) | .5 (0.2) |
| QL-TB | Crossarm trunnion box; Half yoke with large wiring box for mounting to any flat surface, natural aluminum | .8 (0.4) |
| S-302 | Pole top slipfitter for 1/2" swivel knuckle; Slipfits 2 3/8" OD pipe, gray finish | .8 (0.4) |

REPLACEMENT PARTS

| Catalog Number | Description |
|----------------|------------------|
| 264-0184-9803 | Glass lens QL505 |
| 207-5011-0214 | Knuckle, gray |



| A | B | C | D | E | F |
|---------|--------|--------|--------|--------|--------|
| 4 5/16" | 8 5/8" | 8 1/2" | 5 1/4" | 7" | 2 1/2" |
| 110 mm | 219 mm | 216 mm | 133 mm | 178 mm | 64 mm |