






FIBERLIGN® Downlead Cushion for OPGW or ADSS



FIBERLIGN Downlead Cushion mounted to wood pole



FIBERLIGN Downlead Cushion mounted to lattice tower – flush position



FIBERLIGN Downlead Cushion mounted to lattice tower – extended position

FIBERLIGN Downlead Cushion

GENERAL APPLICATION

The FIBERLIGN Downlead Cushion secures Optical Ground Wire (OPGW) downloads or ADSS cable downloads to structures while minimizing compressive clamping forces which could be transferred to the optical elements.

Material:

The FIBERLIGN downlead cushion is offered as an all urethane product for OPGW or ADSS applications, as well as an all aluminum alloy product for OPGW applications.

Description/Urethane:

The all urethane material is molded to form a base member and a top member, each containing two grooves which accommodate a specified range of OPGW or ADSS cable diameters. The base member can be applied to either curved pole surfaces or flat surfaces. The weather-resistant urethane is extremely durable yet pliable enough to firmly contain ADSS cable without damaging the plastic jacket.

Description/Aluminum:

The all aluminum product has identical top and bottom halves that are designed for flat surface mounting. The two grooves are machined to accommodate a specified range of OPGW. The aluminum material provides an electrical path from the OPGW cable to the structure for bonding purposes.

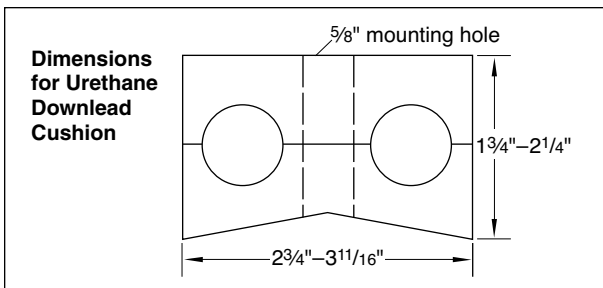
Mounting:

The downlead cushion is designed to accept up to 5/8" diameter bolts or screws for mounting purposes. For additional mounting options see the Mounting Accessories on the next page.

Other configurations are available. Consult PLP for availability.

Urethane Downlead Cushion for ADSS or OPGW				
Catalog Number	Diameter Range			
	Inches		Millimeters	
	Min.	Max.	Min.	Max.
8003041	.375	.468	9.5	11.8
8003042	.469	.562	11.9	14.2
8003043	.563	.656	14.3	16.6
8003044	.657	.750	16.7	19.0
8003052	.751	.849	19.1	21.5
8003256	.850	.950	21.6	24.1
8003257	.951	1.050	24.2	26.6
8003379	1.051	1.190	26.7	30.2

Aluminum Downlead Cushion for OPGW				
Catalog Number	Diameter Range			
	Inches		Millimeters	
	Min.	Max.	Min.	Max.
8003644	.328	.374	8.3	9.5
8003654	.375	.422	9.5	10.7
8003653	.423	.468	10.7	11.9
8003266	.469	.515	11.7	13.0
8003267	.516	.562	13.1	14.2
8003268	.563	.609	14.3	15.4
8003269	.610	.656	15.5	16.6
8003270	.657	.703	16.7	17.8
8003271	.704	.750	17.9	19.0
8003477	.751	.797	19.1	20.2








To include Mounting Accessories, add respective suffix code to cushion catalog number:

- Suffix code H1 includes Hardware Kit for wood pole mount.
- Suffix code H3 includes 1/2–13 hex head bolt mounting kit for steel pole mount.
- Suffix code LTC1 or LTC2 includes Lattice Tower Clamp Kit for lattice tower mount.
- Suffix code B1 includes Limited Tension Banding Bracket Kit for concrete or steel structure mount.

FIBERLIGN® Download Cushion Mounting Accessories

MOUNTING ACCESSORIES

Mounting kits are offered for Wood Pole, Concrete Pole, Steel Pole, and Lattice Tower Structures. The following table lists the kits for the respective structures.

Download Cushion Mounting Accessories					
Catalog Number	Suffix Code	Product Name	Kit Contents	Nomenclature	Structure Application
710010017	H1	Wood Pole Hardware Kit		1. 1/2" X 4" long Lag Screw 2. Round Washer 3. Square Washer	Wood Pole
710011655	H3	1/2-13 UNC HEX Head Bolt Hardware Kit		1. 1/2-13 x 3" long Hex Head Bolt 2. Flat Washer 3. Lock Washer 4. Hex Nut	Metal or Concrete Pole with 1/2"-13 UNC Female interface
710010576	B1	Limited Tension Banding Bracket		1. Banding Bracket 2. Hex Nut 3. Lock Washer 4. 5/8-11 x 3-1/2" long Hex Head Bolt 5. Square Washer	Metal or Concrete Pole
7000400	LTC1	Lattice Tower Clamp with 6" (152mm) long bolt		1. Clamp 2. Lock Washer (3) 3. Hex Nut (2) 4. Square Washer (2) 5. 5/8-11 Hex Head Bolt	Lattice Tower
7000401	None	Lattice Tower Clamp with 10" (254 mm) long bolt			
7000402	None	Lattice Tower Clamp with 8" (203 mm) long bolt			
700011045	LTC2	Light-Duty Lattice Tower Clamp		1. Clamp 2. Round Washer 3. Lock Washer 4. 1/2-13 x 5" long Hex Head bolt 5. Hex Nut (2)	

ORDERING INSTRUCTIONS

Mounting Kits may be ordered independently by catalog number or included with Download Cushions by adding Suffix Code to Download Cushion Catalog Numbers found

on previous page. Ex. 8003042H1 includes a Urethane Download Cushion with Wood Pole Hardware Kit in the same carton.



FIBERLIGN® Downlead Cushion Mounting Accessories

MOUNTING KIT INSTALLATION NOTES

1/2-13 Hex Head Bolt Hardware Kit leaves approximately 1" (25 mm) of exposed thread for mounting engagement


Limited Tension Banding Brackets are used to mount downlead cushions without drilling holes. Using a 3/4" wide High Strength band (not supplied), the banding system will support a 500 pound (2.2 kN) vertical load. All components are galvanized steel.

Lattice Tower Clamps with 6", 10", or 8" long bolts can be Flush mount or Extended mount as shown below.

It is recommended to loosely pre-assemble the components for your application before transporting up the tower. The unit may be installed on any portion of the structure in any orientation.

The C-shaped clamp is designed to accept up to 1-1/8" (28.5 mm) thick tower members. The clamp is made from high strength aluminum and all other components are galvanized steel.

LIGHT DUTY Lattice Tower Clamp is provided with a C-Shaped clamp that will accept up to 1-1/8" (28.5 mm) thick tower members. The clamp is made from high strength aluminum and all other components are galvanized steel.



**Downlead Cushion shown with mounting kit
Catalog number 710011655, suffix code H3**

