

ATS01N222QN

soft starter for asynchronous motor - ATS01 - 22
A - 380..415V - 7.5..11 KW

Product availability : Stock - Normally stocked in distribution facility

Price* : 219.00 USD



Main

Range of product	Altistart 01
Product or component type	Soft starter
Product destination	Asynchronous motors
Product specific application	Simple machine
Device short name	ATS01
Phase	3 phases
[Us] rated supply voltage	380...415 V - 10...10 %
Motor power kW	11 kW 3 phases 380...415 V 7.5 kW 3 phases 380...415 V
IcL starter rating	22 A
Utilisation category	AC-53B EN/IEC 60947-4-2
Current consumption	110 A at nominal load
Type of start	Start with voltage ramp
Power dissipation in W	124.5 W in transient state 4.5 W at full load and at end of starting

Complementary

Assembly style	With heat sink
Function available	Integrated bypass
Supply voltage limits	342...456 V
Supply frequency	50...60 Hz - 5...5 %
Network frequency	47.5...63 Hz
Output voltage	<= power supply voltage
[Uc] control circuit voltage	Built into the starter
Starting time	1 s 100 10 s 10 5 s 20

	Adjustable from 1 to 10 s
Deceleration time symb	Adjustable from 1 to 10 s
Starting torque	30..80 % of starting torque of motor connected directly on the line supply
Discrete input type	Logic LI1, LI2, BOOST stop, run and boost on start-up functions <= 8 mA 27 kOhm
Discrete input voltage	24..40 V
Discrete input logic	Positive LI1, LI2, BOOST < 5 V and <= 0.2 mA > 13 V >= 0.5 mA
Discrete output current	2 A DC-13 3 A AC-15
Discrete output type	Open collector logic LO1 end of starting signal Relay outputs R1A, R1C NO
Discrete output voltage	24 V 6...30 V open collector logic
Minimum switching current	10 mA 6 V DC relay outputs
Maximum switching current	2 A 250 V AC inductive cos phi = 0.5 20 ms relay outputs 2 A 30 V DC inductive cos phi = 0.5 20 ms relay outputs
Display type	1 LED green starter powered up 1 LED yellow nominal voltage reached
Tightening torque	4.42 lbf.in (0.5 N.m) 16.81...22.12 lbf.in (1.9...2.5 N.m)
Electrical connection	4 mm screw clamp terminal rigid 1 1...10 mm ² AWG 8 power circuit Screw connector rigid 1 0.5...2.5 mm ² AWG 14 control circuit 4 mm screw clamp terminal rigid 2 1...6 mm ² AWG 10 power circuit Screw connector rigid 2 0.5...1 mm ² AWG 17 control circuit Screw connector flexible with cable end 1 0.5...1.5 mm ² AWG 16 control circuit 4 mm screw clamp terminal flexible without cable end 1 1.5...10 mm ² AWG 8 power circuit Screw connector flexible without cable end 1 0.5...2.5 mm ² AWG 14 control circuit 4 mm screw clamp terminal flexible with cable end 2 1...6 mm ² AWG 10 power circuit 4 mm screw clamp terminal flexible without cable end 2 1.5...6 mm ² AWG 10 power circuit Screw connector flexible without cable end 2 0.5...1.5 mm ² AWG 16 control circuit
Marking	CE
Operating position	Vertical +/- 10 degree
Height	6.06 in (154 mm)
Width	1.77 in (45 mm)
Depth	5.16 in (131 mm)
Product weight	1.23 lb(US) (0.56 kg)
Compatibility code	ATS01N2
Power range	7...11 kW at 380...440 V 3 phases
Motor starter type	Soft starter

Environment

Electromagnetic compatibility	Damped oscillating waves level 3 IEC 61000-4-12 Electrostatic discharge level 3 IEC 61000-4-2 Immunity to electrical transients level 4 IEC 61000-4-4 Immunity to radiated radio-electrical interference level 3 IEC 61000-4-3 Voltage/Current impulse level 3 IEC 61000-4-5 Conducted and radiated emissions level B CISPR 11 Conducted and radiated emissions level B IEC 60947-4-2 EMC immunity EN 50082-2 Harmonics IEC 1000-3-2 Harmonics IEC 1000-3-4 Immunity to conducted interference caused by radio-electrical fields level 3 IEC 61000-4-6 Micro-cuts and voltage fluctuation IEC 61000-4-11 EMC immunity EN 50082-1
Standards	EN/IEC 60947-4-2
Product certifications	B44.1-96/ASME A17.5 for starter wired to the motor delta terminal CCC CSA C-Tick GOST UL
IP degree of protection	IP20
Pollution degree	2 EN/IEC 60947-4-2
Vibration resistance	1.5 mm peak to peak 3...13 Hz EN/IEC 60068-2-6

	1 gn 13...150 Hz EN/IEC 60068-2-6
Shock resistance	15 gn 11 ms EN/IEC 60068-2-27
Relative humidity	5...95 % without condensation or dripping water EN/IEC 60068-2-3
Ambient air temperature for operation	14...104 °F (-10...40 °C) without derating 104...122 °F (40...50 °C) with current derating of 2 % per °C
Ambient air temperature for storage	-13...158 °F (-25...70 °C) EN/IEC 60947-4-2
Operating altitude	<= 3280.84 ft (1000 m) without derating > 3280.84 ft (1000 m) with current derating of 2.2 % per additional 100 m

Ordering and shipping details

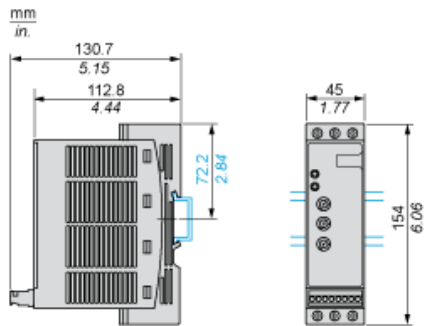
Category	22392 - ATSU01/ATS01 LOW HP SOFT STARTERS
Discount Schedule	I11
GTIN	00785901605188
Nbr. of units in pkg.	1
Package weight(Lbs)	1.52
Returnability	Y
Country of origin	DE

Contractual warranty

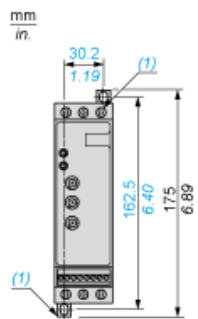
Warranty period	18 months
-----------------	-----------

Dimensions

Mounting on Symetrical (35 mm) Rail



Screw Fixing



(1) Retractable fixings

Example of Manual Control

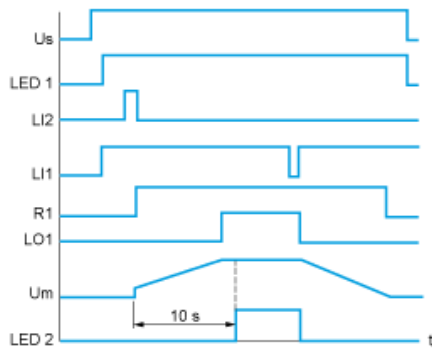
A1 : Soft start/soft stop unit
(1) For type 2 coordination
Q1 : Motor circuit-breaker
F3 : 3 fast-acting fuses

Function Diagram

2-wire Control with Deceleration










Us : Power supply voltage
LED 1 Green LED
LI2 : Logic input
R1 : Relay output
LO1 : Logic output
LED 2 Yellow LED

3-wire Control with Deceleration



Us : Power supply voltage
LED 1 Green LED
LI2, LI1 Logic inputs
R1 : Relay output
LO1 : Logic output
Um : Motor voltage
LED 2 Yellow LED

Our Proposal: Circuit Breaker + Contactor + Soft Starter for Motor Power from 7,5 to 11 kW and 380 VAC

Motor Power (kW)	Icu (kA)	Breaker	Contactor (*)	Motor Starter
11	15	 GV2ME22	 LC1D25P7	 ATS01N222QN
7,5	15	 GV2ME20	 LC1D18P7	 ATS01N222QN
9	15	 GV2ME21	 LC1D25P7	 ATS01N222QN

Non contractual pictures.

(*) You can select the contactor proposed or variants. Please consider examples hereafter or follow the link to the complete offer.

Motor Power kW	Coil voltage VAC - 50/60 Hz	24	48	110	115	220	230	400	Other
7,5	LC1D18 ..	B7	E7	F7	FE7	M7	P7	V7	Complete Offer
9 to 11	LC1D25 ..	B7	E7	F7	FE7	M7	P7	V7	Complete Offer

Motor Power kW	Coil voltage VDC - U 0.75...1.25 Uc	24	48	Other
7,5	LC1D18 ..	BD	ED	Complete Offer
9 to 11	LC1D25 ..	BD	ED	Complete Offer

Motor Power kW	Coil voltage Low Consumption VDC - U 0.8...1.25 Uc	24	110	Other
7,5	LC1D18 ..	BL	FL	Complete Offer
9 to 11	LC1D25 ..	BL	FL	Complete Offer