

**IEC****IECEE**

®

™

Ref. Certif. No.

**FR\_717063**

IEC SYSTEM FOR MUTUAL RECOGNITION OF TEST CERTIFICATES FOR ELECTRICAL EQUIPMENT (IECEE) CB SCHEME

**CB TEST CERTIFICATE**

Product

**Moulded-case circuit-breaker**

Name and address of the applicant

**Schneider Electric Cedar Rapids**  
3700 6th Street SW  
IA 52404 CEDAR RAPIDS  
UNITED STATES

Name and address of the manufacturer

**SCHNEIDER ELECTRIC INDUSTRIES SAS**  
35, rue Joseph Monier  
92500 RUEIL-MALMAISON  
FRANCE

Name and address of the factory

Note: When more than one factory, please report on page 2

 Additional Information on page 2

Ratings and principal characteristics

See Annex

Trademark / Brand (if any)



Customer's Testing Facility (CTF) Stage used

CTF2

Model / Type Ref.

PowerPacT M 300A to 800A Manually Operated

Additional information (if necessary may also be reported on page 2)

 Additional Information on page 2

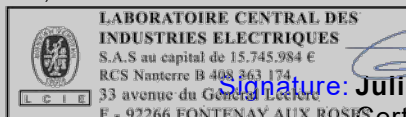
A sample of the product was tested and found to be in conformity with

IEC 60947-2:2016 +A1:2019

As shown in the Test Report Ref. No. which forms part of this Certificate

170603-760502

This CB Test Certificate is issued by the National Certification Body

**LCIE**LABORATOIRE CENTRAL DES INDUSTRIES ELECTRIQUES - LCIE  
33 avenue du Général Leclerc  
92260 Fontenay-aux-Roses, FRANCE[www.lcie.fr](http://www.lcie.fr)

LABORATOIRE CENTRAL DES INDUSTRIES ELECTRIQUES

S.A.S au capital de 15.745.984 €

RCS Nanterre B 408 263 174

33 avenue du Général Leclerc

F - 92266 FONTENAY AUX ROSES

Signature:   
**Julien GAUTHIER**

Certification Officer

Date: 13/06/2023

## ANNEX

**Name and address of the factories:****SCHNEIDER ELECTRIC USA INC**

4800 Paris Road  
COLUMBIA, MO 65202-9396  
UNITED STATES

**SCHNEIDER INDUSTRIAL TLAXCALA S A DE C V**

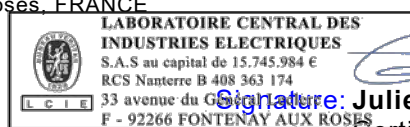
VIA CORTA SANTA ANA-PUEBLA - KM 17.5  
90860 ACUAMANALA DE MIGUEL HIDALGO TLAX  
MEXICO



LABORATOIRE CENTRAL DES INDUSTRIES ELECTRIQUES - LCIE  
33 avenue du Général Leclerc  
92260 Fontenay-aux-Roses, FRANCE

[www.lcie.fr](http://www.lcie.fr)

Date: 13/06/2023



Signature: **Julien GAUTHIER**  
Certification Officer

## ANNEX

### **designations:**

Molded Case Circuit Breaker PowerPacT M manually operated, with suffix G, and J, rated 300A through 800A. PowerPacT M with a rated operational voltage up to 415 Vac is a 2 and 3 poles range of circuit breaker, within one frame size, from 300 to 800 A

PowerPacT M are equipped with trip unit ET 1.0. They can be line load reverse connected. They can be connected by Lug, I-line and bus.

M	G	L	3	6	800	E10
I	II	III	IV	V	VI	VII

I. PowerPacT frame size (Breaker line): M

II. Breaking capacity:

G = Normal type.

J = Heavy type.

III. Connection:

F : No Lugs

L : Lugs both ends

M : Lugs ON end, Terminal Nut Kit OFF end

P : Lugs OFF end, Terminal Nut Kit ON end

A : I-Line

IV. Poles:

2 = 2 pole

3 = 3 pole

V. Maximum voltage

2 = 240V

6 = 380V/415V

VI. Rated current

300 = 300A

350 = 350A

400 = 400A

450 = 450A

500 = 500A

600 = 600A

700 = 700A

800 = 800A

VII. Electronic trip unit:

No character = Fixed I<sub>r</sub>, Adjustable I<sub>i</sub>;

E10 = Adjustable I<sub>r</sub> & I<sub>i</sub> (800A only)



LABORATOIRE CENTRAL DES INDUSTRIES ELECTRIQUES - LCIE

33 avenue du Général Leclerc

92260 Fontenay-aux-Roses, FRANCE

[www.lcie.fr](http://www.lcie.fr)

Date: 13/06/2023



LABORATOIRE CENTRAL DES

INDUSTRIES ELECTRIQUES

S.A.S au capital de 15.745.984 €

RCS Nanterre B 408 363 174

33 avenue du Général Leclerc

F - 92266 FONTENAY AUX ROSES

Signature:  **Julien GAUTHIER**  
Certification Officer

## ANNEX


### IEC 60947-2 ELECTRICAL CHARACTERISTICS

	Type	In	Ue	Icu (kA)	Ics (kA)	Irr
PowerPacT M	G	300A - 800A	240V 380/415V	50 35	25 20	9.6 kA
	J	300A - 800A	240V 380/415V	65 50	35 25	9.6 kA



LABORATOIRE CENTRAL DES INDUSTRIES ELECTRIQUES - LCIE  
 33 avenue du Général Leclerc  
 92260 Fontenay-aux-Roses, FRANCE  
[www.lcie.fr](http://www.lcie.fr)

Date: 13/06/2023



Signature: **Julien GAUTHIER**  
 Certification Officer

## ANNEX

**Technical Characteristics**

Method of operation	Independent manual operation
Suitability for isolation	Suitable
Number of poles :	PowerPacT: 2P, 3P
Kind of current :	AC
In the case of a.c., number of phases and rated frequency:	50/60 Hz
Rated operational voltage $U_e$ : (V)	PowerPacT : 240V, 380/415 Vac
Rated insulation voltage $U_i$ : (V)	800 V
Rated impulse withstand voltage $U_{imp}$ : (V)	8 kV
Conventional free air thermal current $I_{th}$ : (A)	Equal to $I_n$
Rated operational current $I_n$ : (A)	300, 350, 400, 450, 500, 600, 700, 800A
Auxiliary circuits :	OF-SD-SDE (Standard with Screw-less type and Low level with screw-type terminal) Rated operational voltage $U_e$ (V) : OF-SD-SDE up to 690Vac, and up to 250 Vdc Rated insulation voltage: 690V Kind of Current: AC/DC Rated Frequency: 50/60Hz Number of circuits: 5 Number and kind of contact elements: OF-SD-SDE Rated uninterrupted current : $I_u$ (A) : Same as le Utilization category: OF-SD-SDE : AC12, AC15, DC12, DC13, DC14
Relays and releases :	Shunt release: MX From 24 to 480Vac, 50/60Hz From 12 to 250Vdc Undervoltage release: MN From 24 to 480Vac, 50/60Hz From 12 to 250Vdc



LABORATOIRE CENTRAL DES INDUSTRIES ELECTRIQUES - LCIE  
 33 avenue du Général Leclerc  
 92260 Fontenay-aux-Roses, FRANCE  
[www.lcie.fr](http://www.lcie.fr)

Date: 13/06/2023



LABORATOIRE CENTRAL DES  
 INDUSTRIES ELECTRIQUES  
 S.A.S au capital de 15.745.984 €  
 RCS Nanterre B 408 363 174  
 33 avenue du Général Leclerc  
 F - 92266 FONTENAY AUX ROSES

Signature:  **Julien GAUTHIER**  
 Certification Officer