

Conduit Clamps

For Rigid Conduit, IMC & EMT

Type J

Use:

For securing Rigid Conduit, IMC, EMT and Flexible Metal Conduit.

Material:

Malleable Iron
Steel Bolt

Finish:

Mechanically Galvanized

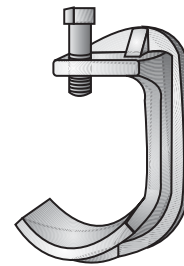
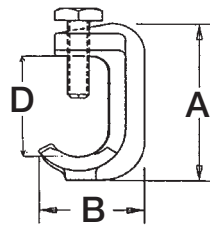
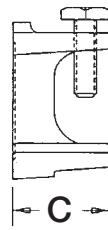
Third Party Certification:



CSA Certified: 009795

Applicable Third Party Standards:

CSA Standard: C22.2 No. 18



Type J

Trade Size (inches)	Catalog Number	Dimensions in Inches				Bolt Size
		A	B	C	D	
1/2	J-50G	2 ⁹ / ₁₆	1 ¹ / ₁₆	1 ³ / ₈	1 ⁵ / ₈	5/16-18 x 1 1/2
3/4	J-75G	2 ⁷ / ₁₆	1 ¹ / ₁₆	1 ¹³ / ₃₂	1 ¹⁵ / ₁₆	5/16-18 x 1 1/2
1	J-100G	3 ¹ / ₂	2 ⁵ / ₁₆	1 ³ / ₄	2 ¹ / ₄	5/16-18 x 1 1/2
1 1/4	J-125G	3 ³ / ₄	2 ¹ / ₂	1 ³ / ₄	2 ⁷ / ₁₆	3/8-16 x 1 1/2
1 1/2	J-150G	4 ¹ / ₁₆	2 ⁵ / ₁₆	2	2 ¹³ / ₁₆	3/8-16 x 1 1/2
2	J-200G	5	3 ⁵ / ₁₆	2 ¹ / ₁₆	3 ⁷ / ₁₆	1/2-13 x 1 3/4
2 1/2-3	J-2530G	6 ⁵ / ₁₆	4 ⁷ / ₁₆	2 ⁵ / ₈	4 ⁹ / ₁₆	5/8-11 x 2 1/2
3 1/2-4	J-3540G	7 ⁵ / ₈	5 ¹ / ₁₆	3 ¹ / ₄	5 ³ / ₄	5/8-11 x 2 1/2

Type CBC

Conduit C Clamp

Use:

For securing Rigid Conduit, IMC and EMT.
Swivel grip rotates a full 360°.

Material/Finish:

Malleable Iron/Zinc Plated
Steel square head screw

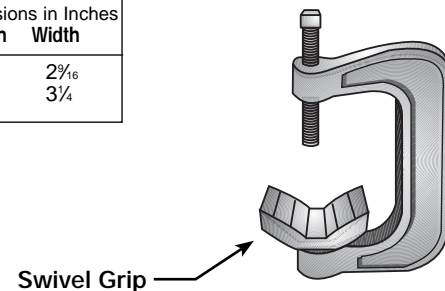
Optional Finish:

Mechanically Galvanized
Contact your local representative for pricing,
availability and minimum order quantities.

Note:

1 CBC-1– maximum beam thickness of 1/4" when
using 1 1/4" conduit.
2 CBC-2– maximum beam thickness of 1/8" when
using 2" conduit.

Trade Size (inches)	Catalog Number	Dimensions in Inches	
		Length	Width
1/2 - 3/4 - 1 - 1 1/4	CBC-1	3 ³ / ₈	2 ¹ / ₁₆
1 1/4 - 1 1/2 - 2	CBC-2	4 ⁷ / ₈	3 ¹ / ₄



Type CBC