



CONNECT AND PROTECT

nVent CADDY Concrete Fastening Solutions

For Electrical, Datacom, Mechanical, Fire and Seismic Applications – Ireland




Table of Contents

Introduction	4	Cavity Plug.....	40
Key Icons	6	Setting Tool for Metal Expansion Anchor	41
Understand the Different Installation Methods	7	PWM/PWN Self-Drilling Drywall Anchor.....	42
Select the Appropriate Drilling Method Depending on the Base Material	7	Innovative Anchors	43
Concrete: The Single Most Widely Used Construction Material Globally	8	Speed Link SLS with Wedge Anchor	43
nVent CADDY Concrete Range Overview	10	Speed Link SLK with Wedge Anchor	44
nVent CADDY Anchoring Solutions	11	Concrete Fixing Eyebolt Screw	45
nVent CADDY Concrete Anchor Configuration Software	12	Featured Products	46
Overview Table	14	Speed Link SLS with Hook	47
Multiple Use Anchors for Non-Structural Applications in Concrete	16	Speed Link SLK with Hook.....	48
Metal Anchors	17	Speed Link SLDM with Hook.....	49
Installation Instructions	17	CHK Chain.....	50
Torque-Controlled Expansion	17	CHN Chain	50
SZ-B High Load Concrete Anchor	18	KN Hook	51
Bolt Expansion Anchor	19	Plastic Anchors	52
Threaded Nail Anchor.....	21	NPN Hammer-in Expansion Anchor with Screw	52
Light Duty Expansion Anchor.....	22	FPN Universal Anchor	53
Light Duty Push-In Anchor.....	23	Featured Products	54
Featured Products	24	VDF C Wood-to-Metal Dowel Screw with Collar.....	55
Metal Pressure Clip	25	VDF Torx Wood-to-Metal Screw with Torx® Head.....	55
Metal Pressure Clip, Fire-Rated	25	VDF T Drive Tool for Dowel Screws.....	56
Cable Tie Fastener.....	26	Ring FRF /1 Single Pipe Clip with Plug	57
Cable Tie, Stainless Steel.....	26	Ring FRF /2 Double Pipe Clip with Plug.....	58
Snap Close Conduit/Pipe Clamp.....	27	Toggles	59
Push-In Conduit Clamp	27	MTSB Spring Toggle with Nut/Washer	59
Wall Mount Conduit Clip.....	28	MTSH Spring Toggle with Hook.....	60
Bolt Close Conduit/Pipe Clamp.....	28	MTVB Gravity Toggle with Rubber Washer	61
Installation Instructions		Non-Drilling/-Penetrating	62
Concrete Screws	29	UBH Concrete Beam Clamp.....	62
BSZ-SU Concrete Screw	30	UBHT Concrete Beam Clamp with Cantilever Arm.....	63
BSZ-M Concrete Screw	31	Featured Products	64
Rod Lock Anchor Screw	32	Wire Cable Tray Clip for UBHT Series.....	65
Rod Lock Anchor Screw Drive Socket.....	32	Metal Strap.....	66
Deformation-Controlled Expansion Anchor	33	Standard Duty Strap Buckle	67
Drop-in Anchor	34	Heavy Duty Strap Buckle.....	67
Flanged Drop-in Anchor	36	Strap Tensioning Tool	68
Hammer-in Tool for Drop-In Anchors.....	37	Sign Support Bracket for Round Pole, One Hole	69
Brass Expansion Anchor	38	Sign Support Bracket for Round Pole, Two Hole.....	70
Metal Plug.....	39	Sign Support Bracket for Flat Surface, One Hole.....	71
		Sign Support Bracket for Flat Surface, Two Hole	72
		Sign Support Bracket with Slotted Holes	73
		UNICBAND Sign Support Bracket	74

Table of Contents

nVent CADDY Nail Solutions	75	Plastic Conduit Clip Bracket	105
Overview Table	76	Flexible Plastic Conduit Clamp	106
Powder-Actuated Nail Guns	78	Connecting Plate for Nail Gun.....	107
Speed Link SLK with Shot-Fire Bracket	78	Push-In Insert for Sheet Metal.....	108
nVent CADDY CAT HP J-Hook with Shot-Fire Bracket.....	79	Twist-In Insert for Perforated Cable Tray.....	109
Battery-/Gas-Actuated Nail Guns	80	Threaded Rod Clip	110
Metal Pressure Clip.....	80	Push-In Insert for Drywall	111
Featured Products	82	Push-In Insert for Concrete	111
Nail Gun Insert.....	83	Plastic Conduit Clip Connector	112
Double Cable Bracket for Nail Gun.....	84	Flexible Plastic Conduit Clamp with Plug	113
Speed Link SLK with Nail Gun Bracket	85	Plastic Cable Clamps and Clips	114
CAT HP J-Hook with Nail Gun Bracket	86	Single Cable Bracket with Plug	114
Thread Install Rod Hanger with Nail Gun Bracket.....	87	Double Cable Bracket with Plug.....	115
Angle Bracket with Nail Gun Bracket	88	Double Cable Bracket for Nail Gun.....	116
Hammer-on Concrete Nail with Collar	89	Cable Holder with Plug	117
HIB Concrete Nail with Collar.....	89	Double Cable Holder with Plug	118
HIBT Nail Drive Tool.....	89	Double Cable Clamp with Plug.....	119
Featured Products	90	Cable Clamp.....	120
ABP Perforated Strap with Rounded Edge, Standard Duty	91	Offset Mounting Base for Cable Clamp	121
BP Perforated Strap with Straight Edge, Light Duty ...	91	Cable Tie with Plug.....	122
SBP Perforated Strap with Straight Edge, Standard Duty	92	Featured Products	123
SBP-C Perforated Strap with Straight Edge, Plastic Coated	92	Mille-Tie	124
nVent CADDY Metal Decking Solutions	93	Cable Tie, Nylon	124
Overview Table	94	Plastic Accessories	125
Dovetail Mount Cable Snap Clip Adaptor	96	Push-in Insert	125
SCD Dovetail Mount Cable Snap Clip Adaptor	96	Index	126
SC Cable Snap Clip.....	97		
Multi-Cable to Deck Clip	98		
SCD Multi-Cable To Deck Clip.....	98		
Dovetail Deck Hanger	99		
GTD Dovetail Deck Hanger	99		
Wedge Nuts	100		
HW Wedge Nut for Dovetail Deck Hanger.....	100		
nVent CADDY Plastic Solutions	101		
Overview Table	102		
Plastic Conduit Clamps and Clips	104		
Plastic Conduit Clip	104		

Introduction

Around the world, concrete is celebrated for its strength, durability and versatility—qualities reflected in our full offering of fixing, fastening and support products for electrical/datacom, mechanical, and fire and seismic applications in commercial buildings. With innovative, easier-to-install anchors, screws and hangers, our business is making yours more productive and profitable.

Concrete remains popular for its low cost, easy sculptability and time-tested toughness. Likewise, our products are economical, simple to use and trusted for decades. From offices to airports and supermarkets to shopping malls, there is strong demand for concrete structures and for solutions that boost efficiency at the job site.





We are always looking for better ways to lower your total installation costs, reduce the use of tools and elevate safety by incorporating new features into our products. This thinking already extends to over 1,500 solutions for steel structures and now, to an ever-expanding array of concrete fasteners that carry the same high-quality promise. It all adds up to peace-of-mind that your next project will be completed within budget and without delays.

Our product portfolio includes anchors, nail solutions, non-penetrating fasteners for metal decking as well as plastic clips and clamps to meet all your needs. Whether you are seismically bracing a sprinkler system or installing a fire-rated electrical service, we can deliver you a complete bill of materials and the confidence to bid more competitively.

As a global fixing and fastening expert, we are your one source for products designed for safety and saving time. It's in our DNA, and it can be in your toolbox when you choose the nVent CADDY Concrete Fastening Solutions.

Key Icons

NVENT CADDY CONCRETE RANGE



Anchoring Solutions



Nail Solutions



Metal Decking Solutions



Plastic Solutions

CERTIFICATIONS & APPROVALS



Fire-Rated



Suitable for Seismic Application



UL Listing



European Technical Assessment (ETA) Available



FM



VdS



ITB

APPLICATION TYPE



Electrical/Datacom



Mechanical



Fire and Seismic

OTHER ICONS



Tool-Free

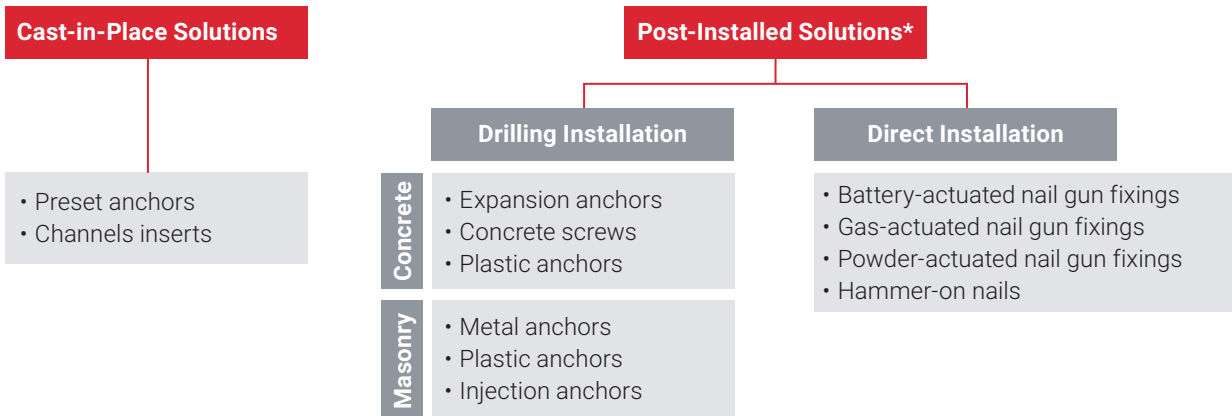


Noise Reduction



Compatible with Nailers

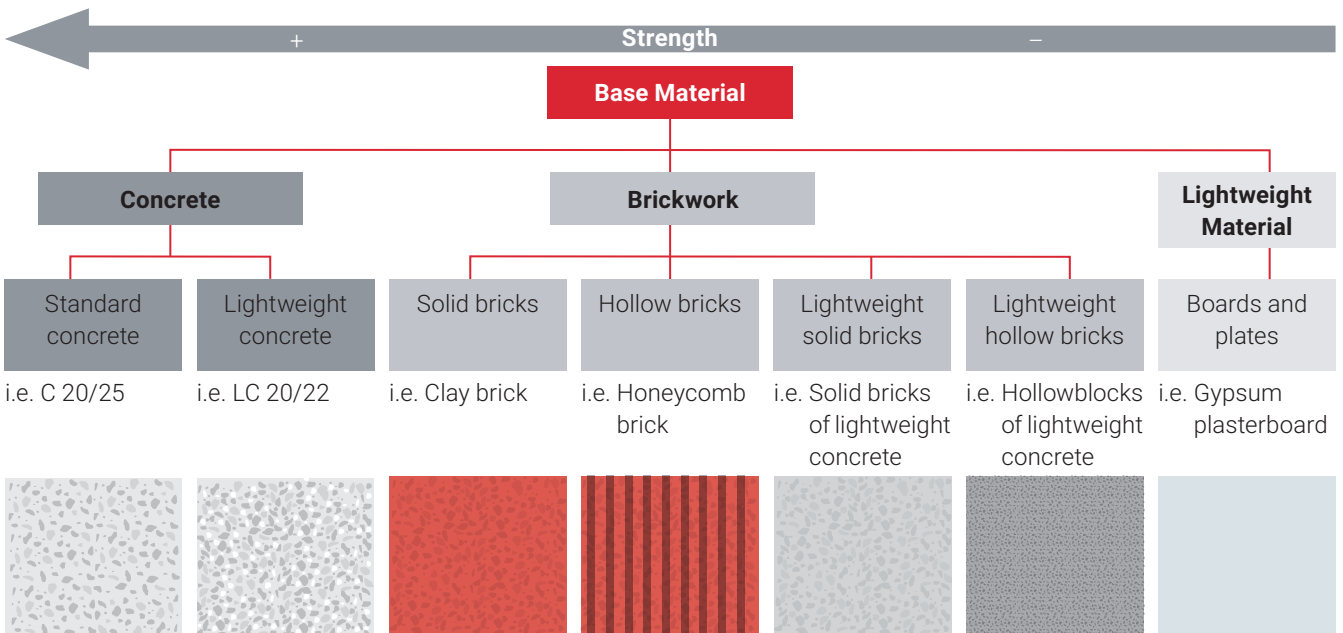
Understand the Different Installation Methods



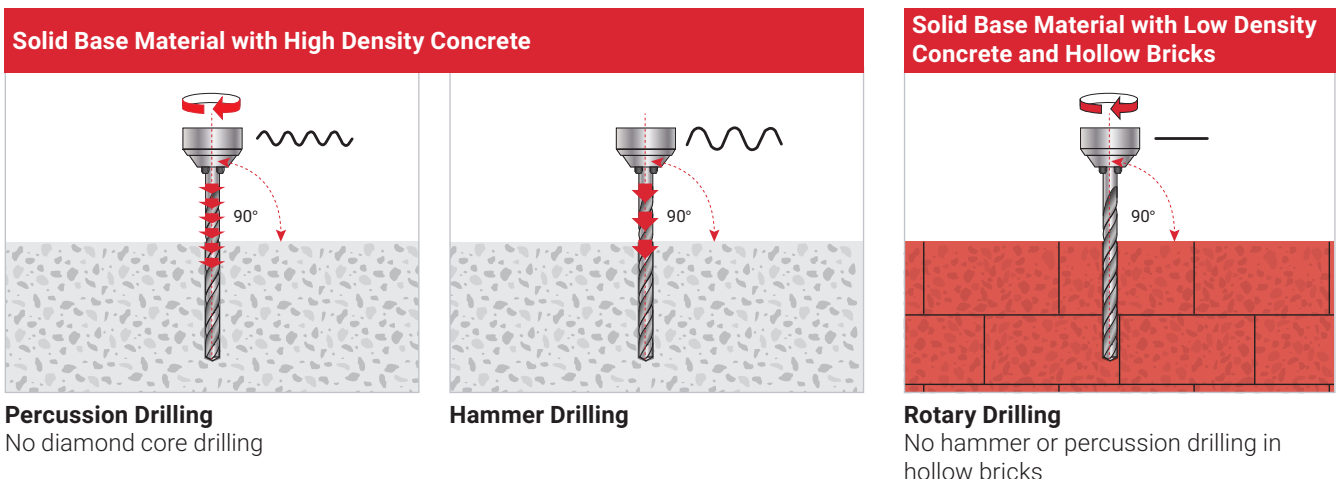
* This brochure will focus on Post-installed nVent CADDY Concrete Solutions.

Select the Appropriate Drilling Method Depending on the Base Material

1. IDENTIFY YOUR BASE MATERIAL



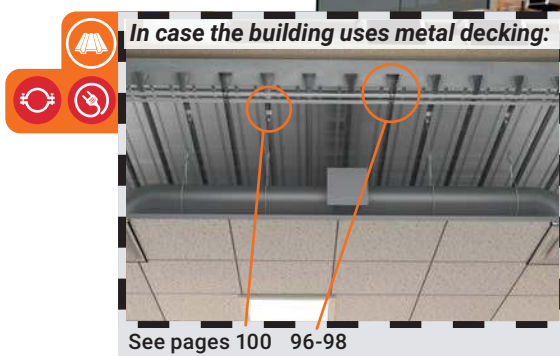
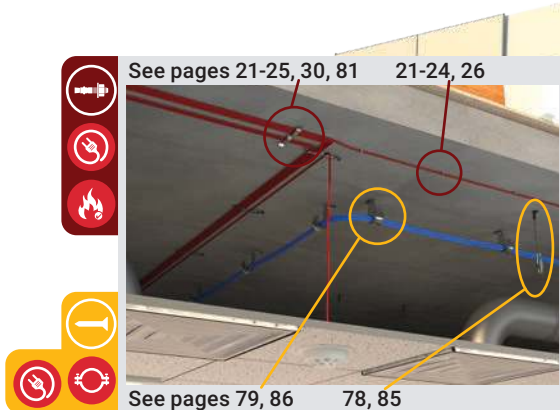
2. SELECT THE MOST APPROPRIATE DRILLING METHOD




Concrete: The Single Most Widely Used Construction Material Globally

Nowadays, building owners are increasingly choosing concrete structures for their commercial buildings because it is widely available, durable, recyclable and fire resistant. Our premium fixing and fastening solutions for concrete structures are suitable for a wide variety of contemporary buildings, such as commercial, educational, institutional, assembly, business, mercantile, industrial, storage and residential buildings.

The illustrations show some examples of how the nVent CADDY Concrete Range can be used and combined together with the rest of the nVent CADDY portfolio to create fixing and fastening installations that are safe, easy and quick to install.






See pages 31-32 34-37



See pages 66-74



See pages 104-107, 112



See page 18



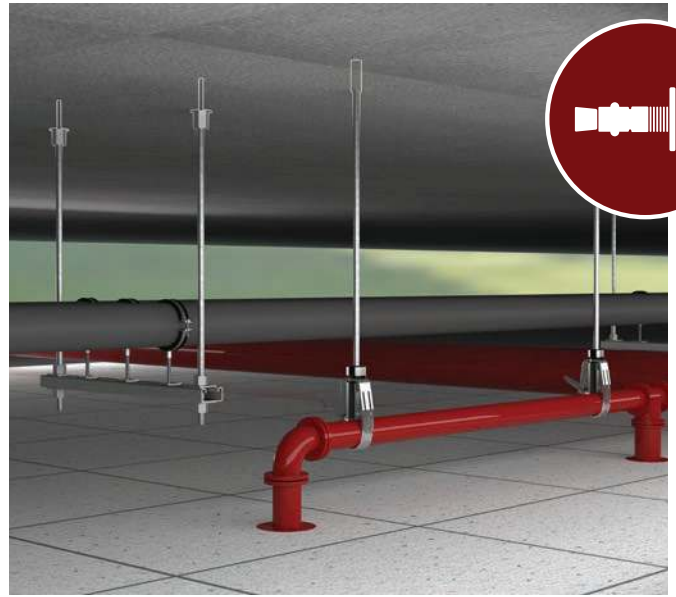
See pages 63-65



nVent CADDY Concrete Range Overview

nVent CADDY Anchoring Solutions	nVent CADDY Nail Solutions	nVent CADDY Metal Decking Solutions	nVent CADDY Plastic Solutions
			
<ul style="list-style-type: none"> • Metal Anchors • Innovative Anchors • Plastic Anchors • Toggles • Non-Drilling/-Penetrating Solutions 	<ul style="list-style-type: none"> • Powder-Actuated Nail Guns • Battery-/Gas-Actuated Nail Guns • Hammer-on Concrete Nail with Collar 	<ul style="list-style-type: none"> • Dovetail Mount Cable Snap Clip Adaptor • Multi-Cable to Deck Clip • Dovetail Deck Hanger • Wedge Nuts 	<ul style="list-style-type: none"> • Plastic Conduit Clamps and Clips • Plastic Cable Clamps and Clips • Plastic Accessories
<p>A comprehensive range of drilling solutions covering an extensive variety of electrical, mechanical, fire and seismic applications. From light-duty, fire-rated push-in anchors to heavy-duty, seismic anchors, nVent CADDY offers the right anchoring solution for every project. Besides the traditional anchoring systems, nVent CADDY also offers innovative, non-penetrating solutions, such as the Fixoband Strap System or the UBH Concrete Beam Clamp.</p>	<p>Frequently used by electrical and mechanical contractors in the construction industry for their speed and ease of use, the Nail Solutions quickly attach light- and medium-duty services to concrete structures. Whether installers prefer to use a simple hammer, a battery-/gas- or a powder-actuated nail gun, nVent CADDY has the perfect nail solutions, like the Speed Link SLK with Shot-fire Bracket to support circular air ducts for example. Contractors can use their favorite installation tools combined with the nVent CADDY fasteners and save installation time.</p>	<p>Designed to be installed in the dovetail grooves underneath the metal composite floor deckings without requiring to drill or penetrate them, these tool-free nVent CADDY structural attachments provide a fixing point within seconds for cables or threaded rods. Suitable for light-duty to heavy-duty services, those nVent CADDY solutions are frequently used for electrical and mechanical applications, such as supporting lights, cable trays, pipes or ducts.</p>	<p>Engineered to include fewer parts, less loose hardware and tool-free components, these light-duty, easy-to-use nVent CADDY solutions can be combined together rapidly to adapt to almost any situation and meet the contractors' needs. The plastic clamps and clips system together with the inventive Push-in Insert comprise the proper solution for fastening electrical features, conduits or cables to concrete structures with the push of a thumb and guarantees a reduced installation time by up to 60%.</p>

nVent CADDY Anchoring Solutions




nVent CADDY Anchoring Solutions



Metal Anchors



Plastic Anchors














Non-Drilling/-Penetrating Solutions



Innovative Anchors



Toggles

 Electrical/Datacom	 VdS
 Mechanical	 FM APPROVED FM
 Fire and Seismic	 UL LISTING UL Listing
 European Technical Assessment (ETA) Available	 ITB
 Fire-Rated	 Tool-Free
 Suitable for Seismic Application	

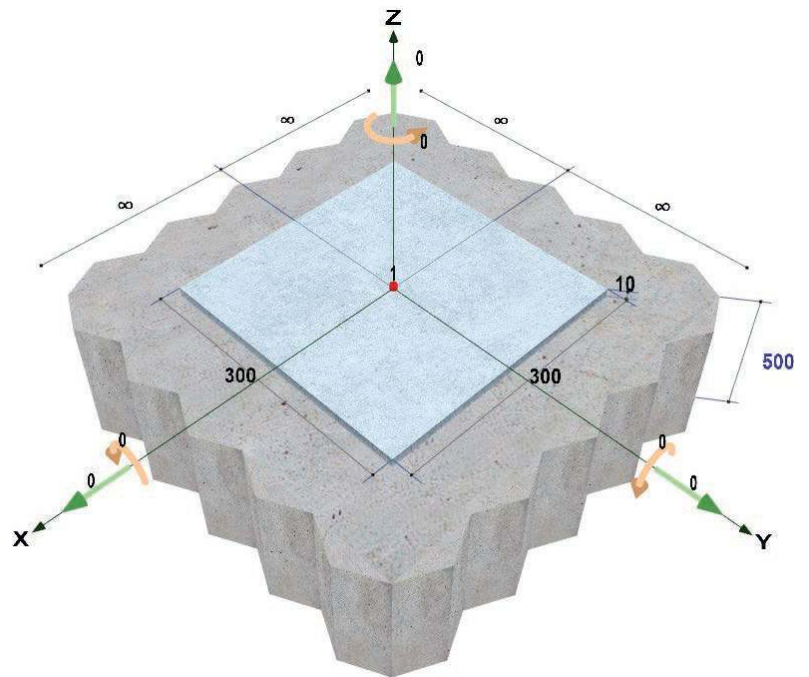
nVent CADDY Concrete Anchor Configuration Software



nVent CADDY Anchoring Solutions

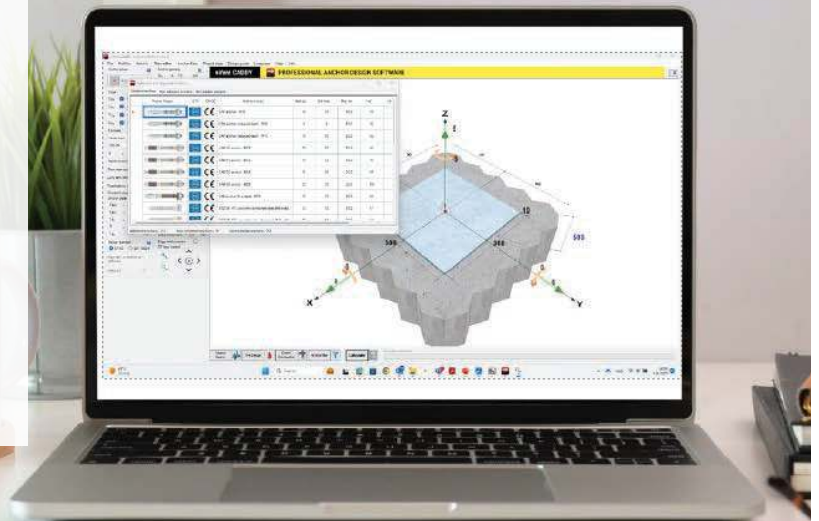
The nVent CADDY Concrete Anchor Configuration Software is a straightforward and user-friendly resource that allows you to find the perfect solution for your application. By using the software in the design phase of your project, not only will you learn about the needs of the installation, but you will also be able to choose from the complete range of nVent CADDY anchors and benefit from the synergies created with our nVent CADDY Safe, Fast and Easy solution.

In addition, the software is built according to ETAG 001 and EN 1992-4:2018 European directives and offers a variety of languages from which to choose.



BENEFIT FROM

- ✓ Calculations in real time
- ✓ User-friendly interface
- ✓ Project customization
- ✓ Complete range of nVent CADDY anchors
- ✓ Detailed reports
- ✓ Multiple languages
- ✓ ETAG 001 and EN 1992-4:2018 compliance



Scan the QR code to access the nVent CADDY Anchor Configuration Software

nVent CADDY Concrete Anchor Configuration Software

ADDITIONAL DESIGN

Make sure your project is seismic and fireproof by using the Seismic and Fire Design features in your calculations. These features aim to elevate safety and provide peace of mind while choosing between the most suitable nVent CADDY Anchors for your project.

REPORTS

The results of the calculations offer a range of applicable anchors to choose from. In each report, you will find all you need to know about your anchor choice such as:

- Project details
- Anchor position
- Anchor data
- Calculated design loads

Anchor data

d	Anchor/thread diameter:	10.0 mm	t _{fix}	Thickness of fixture:	10.0 mm
d _{out}	Outside diameter of anchor:	10.0 mm	SW	Spanner:	17.0 mm
d _h	Drill hole diameter:	10.0 mm	T _{max}	Max setting torque:	35.0 Nm
h _h	Depth of drilled hole:	75.0 mm			
h _{an}	Setting depth:	67.0 mm			
h _{ef}	Effective anchorage depth:	55.0 mm			
d _h	Diameter of clearance hole in fixture:	12.0 mm			

PRODUCT:
CAH anchor in zinc plated.

CALCULATION METHOD:
This calculation method is based in specific values exclusively for CAH. Any modifications made – this being change of product brand or changes in physical conditions of design – require recalculation of the design.

ANCHOR PLATE:
The design program assumes, in accordance with the design code, that the anchor plate does not deform as a result of applied actions. Thus, in accordance with the design code, the anchor plate shall be sufficiently stiff and its design should be carried out according to standards for steel structure ensuring elastic behavior.

INSTALLATION:
All conditions of the European Technical Assessment (ETA) and ERICO technical publications shall be complied with in all details.

ADDITIONAL PROOFS:
With regard to design of anchorages one shall to be aware of the additional proofs for ensuring the characteristics resistance of the concrete member (structural components) described in the design code.

11/09/2023 nVent CADDY anchor software v. 4.3.8.112 - Database 2404.48.3465103438 Page: 2 / 7

Base material

Uncracked Concrete
Thickness of base material 500 mm
Strength Class C20/25
f_{ct,prism} 25 N/mm²

Plate vertex

Vertex	X	Y
1	-150.0	-150.0
2	-150.0	150.0
3	150.0	150.0
4	150.0	-150.0

Profile

Selected Profile No Profile has been applied
Eccentricity X: 0.0 mm Y: 0.0 mm

Anchor plate

Assumed rigid plate
Thickness of the plate 10 mm
Plate shape Rectangle
Side length 300 x 300 mm

Installation

No stand-off installation.

Anchor Position

Anchor	x	y	Slotted-x	Slotted-y
1	0.0	0.0	<input type="checkbox"/>	<input type="checkbox"/>

= Slotted

Selected Products

Anchor (name)	CAH anchor
Approval	ETA 05/0242
Size	M10 x 90
Article code	CAH10090 - (AH10090)
Coating/Material	Zinc plated

11/09/2023 nVent CADDY anchor software v. 4.3.8.112 - Database 2404.48.3465103438 Page: 1 / 7

















Scan the QR code to access the nVent CADDY Anchor Configuration Software



Overview Table



Type of Anchors		Torque-Controlled Expansion Anchors				Push-in Anchor	
		SZ-B High Load Concrete Anchor	Bolt Expansion Anchor	Bolt Expansion Anchor Stainless Steel	Threaded Nail Anchor	Light Duty Expansion Anchor	Light Duty Push-in Anchor
							
Base Material	Cracked Concrete	✓	✓	✓	✓ ¹	✓ ¹	✓ ¹
	Non-Cracked Concrete	✓	✓	✓	✓ ¹	✓ ¹	✓ ¹
	Multiple Use in Concrete				✓	✓	✓
	Pre-Stressed Concrete Hollow Slabs						
	Hollow Brick						
	Solid Brick						
	Autoclaved Aerated Concrete						
	Drywall/Plasterboard						
Wood							
Certifications & Approvals	 ETA Available	✓	✓	✓	✓	✓	✓
	 Fire-Rated	✓	✓	✓	✓	✓	✓
	 Suitable for Seismic Application	✓	✓				
	 VdS	✓	✓	✓			
	 FM		✓ ⁴	✓ ⁴			
Material & Finish	Electrogalvanized Steel	✓	✓		✓	✓	
	Stainless Steel 316 (EN 1.4401)			✓			
	Stainless Steel 301 (EN 1.4310)						✓
	Brass						
	Zinc Alloy						
	Nylon						
	Hollow Drill Bit	✓	✓	✓			
Application Type	 Electrical/Datacom	✓	✓	✓	✓	✓	✓
	 Mechanical	✓	✓	✓			
	 Fire and Seismic	✓	✓				

¹ Only for multiple use for non-structural applications.

² Limited suitability.

³ For M8 version or larger.

⁴ For M10 version or larger.

Always refer to the ETA document before installing anchors.

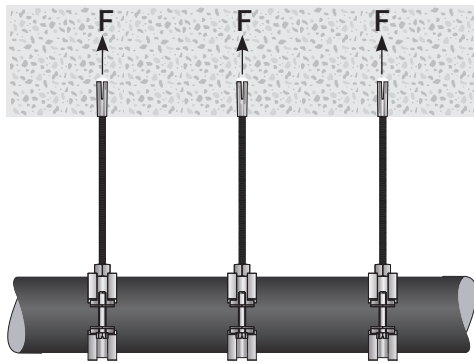
Concrete Screws			Deformation-Controlled Anchors							Plastic Anchors			
BSZ-SU Concrete Screw	BSZ-M Concrete Screw	nVent CADDY Rod Lock Concrete Anchor	Drop-in Anchor	Drop-in Anchor Stainless Steel	Flanged Drop-in Anchor	Brass Expansion Anchor	Metal Plug	Cavity Plug	PWM Self-Drilling Drywall Anchor	PWN Self-Drilling Drywall Anchor	NPN Hammer-in Expansion Anchor with Screw	FPN Universal Anchor	
													
✓	✓	✓	✓ ¹	✓ ¹	✓ ¹	✓	✓				✓	✓	
✓	✓	✓	✓	✓	✓	✓	✓				✓	✓	
✓	✓												
✓	✓												
		✓				✓	✓				✓	✓ ²	
							✓		✓		✓	✓ ²	
		✓						✓	✓	✓	✓ ²	✓ ²	
✓	✓		✓	✓	✓								
✓	✓		✓	✓	✓								
✓	✓		✓ ³	✓ ³	✓ ³								
		✓	✓ ⁴	✓ ⁴	✓ ⁴								
✓	✓	✓	✓		✓		✓	✓					
					✓								
						✓			✓				
										✓			
										✓	✓	✓	
✓	✓		✓ ¹	✓ ¹	✓ ¹								
✓	✓	✓	✓	✓	✓	✓	✓	✓	✓	✓	✓	✓	
✓	✓	✓	✓	✓	✓	✓	✓	✓	✓	✓	✓	✓	
✓													



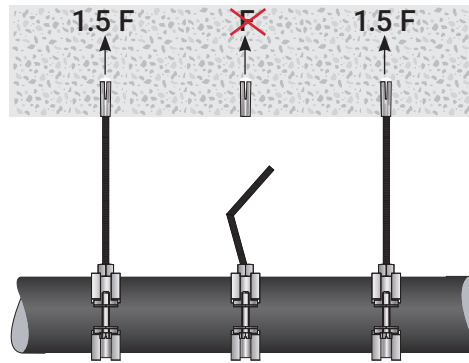
Multiple Use Anchors for Non-Structural Applications in Concrete

“By multiple anchor use it is assumed that in the case of excessive slip or failure of one anchor the load can be transmitted to neighboring anchors without significantly violating the requirements on the fixture in the serviceability and ultimate limit state.”
(ETAG 001 Part 6)

Normal Conditions



Excessive Slip or Failure of One Anchor



In the example above:
 n_1 is equal to 3
 n_2 is equal to 1
 n_3 is equal to F

The definition of multiple use is mentioned in the table below according to the Member States.

In the absence of a definition by a Member State, the following default values may be taken, as compared to the definition: $n_1 \geq 4$; $n_2 \geq 1$ and $n_3 \leq 3$ kN or $n_1 \geq 3$; $n_2 \geq 1$ and $n_3 \leq 2$ kN. The value n_3 might be increased if in the design it is shown that the requirements on the strength and stiffness of the fixture in the serviceability and ultimate states after the failure of one anchor are fulfilled.

The definition of multiple use according to the Member States is given in the following table:

Member States	Definition of Multiple Use
Austria*	
Belgium*	
Denmark ^{1,2,3}	$n_1 \geq 4$; $n_2 \geq 1$ and $n_3 \leq 3$ kN or $n_1 \geq 3$; $n_2 \geq 1$ and $n_3 \leq 2$ kN
Finland*	
France ^{1,2,3}	$n_1 \geq 3$; $n_2 \geq 1$ and $n_3 \leq 4.5$ kN
Germany ^{1,2,3}	$n_1 \geq 4$; $n_2 \geq 1$ and $n_3 \leq 3$ kN or $n_1 \geq 3$; $n_2 \geq 1$ and $n_3 \leq 2$ kN
Greece*	
Iceland*	
Ireland*	
Italy*	
Luxembourg*	
Norway*	
Portugal ^{1,2,3}	$n_1 \geq 4$; $n_2 \geq 1$ and $n_3 \leq 3$ kN or $n_1 \geq 3$; $n_2 \geq 1$ and $n_3 \leq 2$ kN
Spain*	
Sweden ^{1,2,3}	$n_1 \geq 4$; $n_2 \geq 1$ and $n_3 \leq 3$ kN or if the correlation between bearing capacity of anchors is zero or near zero and the coefficient of variation of the anchor bearing capacity ≥ 0.25
The Netherlands*	
United Kingdom ^{1,2,3}	$n_1 \geq 4$; $n_2 \geq 1$ and $n_3 \leq 3$ kN or $n_1 \geq 3$; $n_2 \geq 1$ and $n_3 \leq 2$ kN

* No specific definition of multiple use by the Member State, use default values.

¹ n_1 is the number of fixing points.

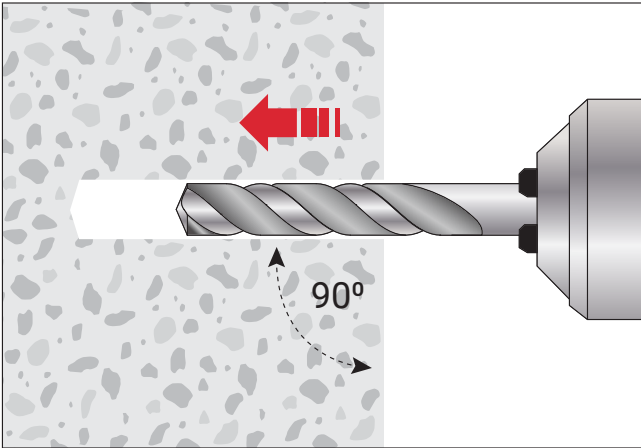
² n_2 is the number of anchors per fixing point.

³ n_3 is the maximum load per fixing point.

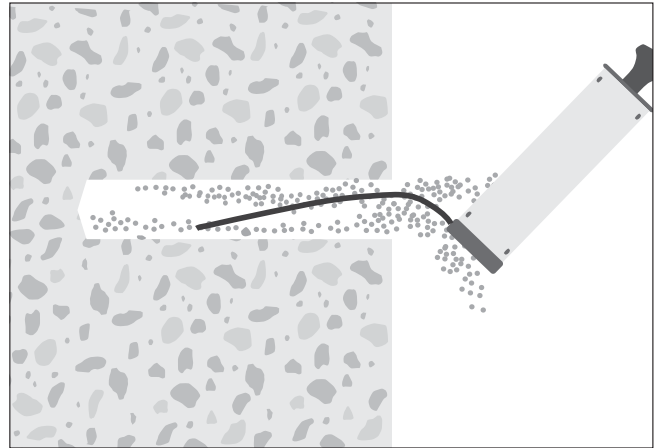
Metal Anchors

INSTALLATION INSTRUCTIONS

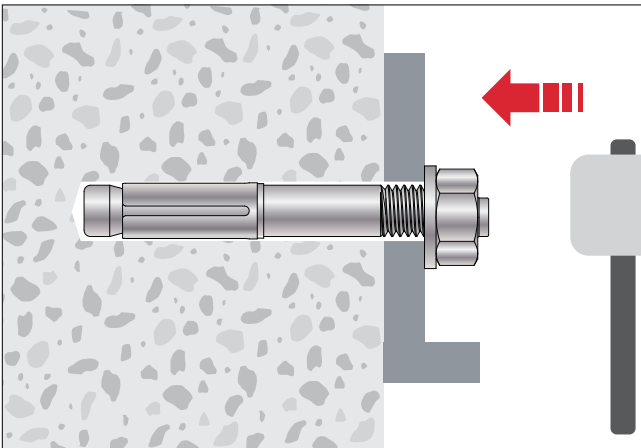
TORQUE-CONTROLLED EXPANSION



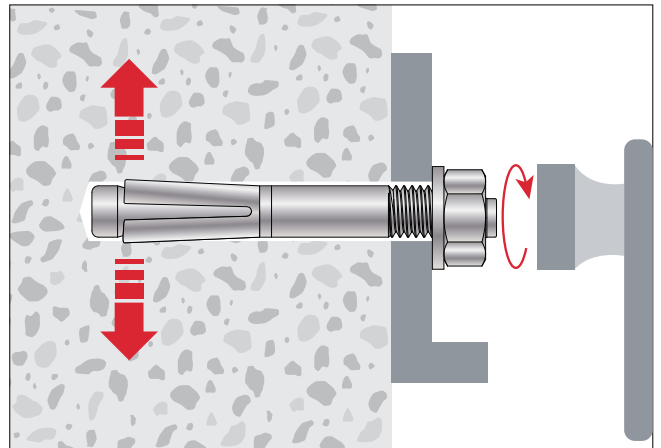
1. Drill



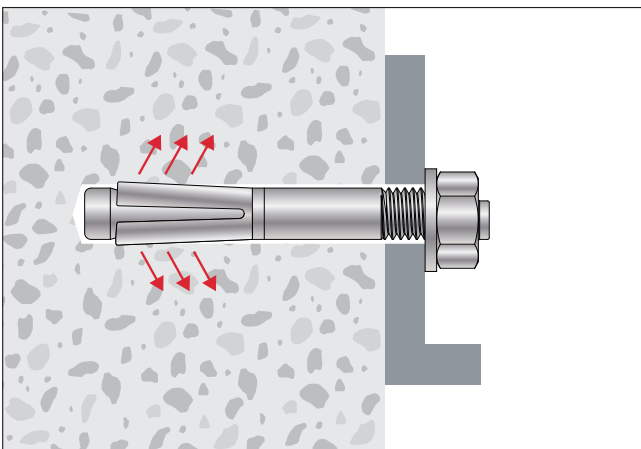
2. Clean



3. Insert the anchor using a hammer



4. Expand the anchor by tightening the hex nut



FEATURES

- Friction between expansion sleeve and drilled hole transfers the loads into the base material.
- The external friction between drill hole and expansion sleeve must be higher than the internal friction between cone and expansion sleeve.
- Specific torque value must be used for a proper installation per ETA.



Metal Anchors



nVent CADDY Anchoring Solutions

SZ-B HIGH LOAD CONCRETE ANCHOR



FEATURES

- Fire resistance class R30-R120 for design of anchorages under exposure to fire
- ETA approved for anchoring in cracked and non-cracked concrete
- Approved for use in seismic design categories C1 and C2

Material: Steel
Finish: Electrogalvanized



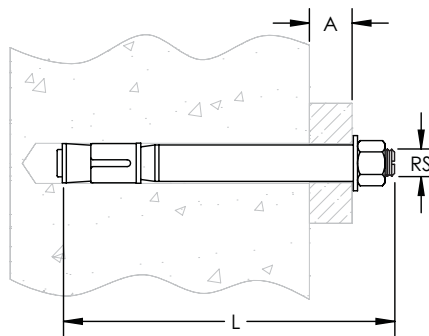
Part Number	Article Number	Drill Bit Diameter	Length L	Embedment Depth	A	Rod Size RS	Torque TQ	Certifications
SZB12010EG	402655	12 mm	90 mm	70 mm	10 mm	M8	30 N-m	ETA, VdS
SZB12030EG	402660	12 mm	110 mm	70 mm	30 mm	M8	30 N-m	ETA, VdS
SZB15015EG	402665	15 mm	111 mm	85 mm	15 mm	M10	50 N-m	ETA, VdS
SZB18010EG	402670	18 mm	122 mm	95 mm	10 mm	M12	80 N-m	ETA, VdS
SZB18020EG	402675	18 mm	132 mm	95 mm	20 mm	M12	80 N-m	ETA, VdS

Extract from Permissible Service Conditions of ETA-02/0030

Approved loads for single anchor without influence of spacing and edge distance

Part Number	Cracked Concrete C20/25	Non-Cracked Concrete C20/25	Standard Embedment Depth
SZB12010EG	2.4 kN	7.6 kN	60 mm
SZB12030EG	5.7 kN	9.5 kN	70 mm
SZB15015EG	7.6 kN	14.3 kN	85 mm
SZB18010EG	11.9 kN	17.1 kN	95 mm
SZB18020EG	11.9 kN	17.1 kN	95 mm

Total safety factor as per ETAG 001 included (Y_m and Y_f)



Metal Anchors

BOLT EXPANSION ANCHOR



FEATURES

- Heavy duty wedge anchor
- For cracked and non-cracked concrete
- Fire resistance class R30-R120 for design of anchorages under exposure to fire

Material: Steel
Finish: Electrogalvanized



Part Number	Article Number	Rod Size RS	Length L	A	Certifications
SABM8010	400408	M8	75 mm	10 mm	ETA, VdS
SABM8050	400409	M8	115 mm	50 mm	ETA, VdS
SABM10010	400410	M10	90 mm	10 mm	ETA, FM, VdS
SABM10050	400411	M10	130 mm	50 mm	ETA, FM, VdS
SABM12015	402170	M12	110 mm	15 mm	ETA, FM, VdS
SABM12050	401158	M12	145 mm	50 mm	ETA, FM, VdS
SABM16025	402171	M16	145 mm	25 mm	ETA, FM, VdS
SABM20030	402446	M20	167 mm	30 mm	ETA, VdS

Material: Stainless Steel 316 (EN 1.4401)

Part Number	Article Number	Rod Size RS	Length L	A	Certifications
SABM8010S6	401150	M8	75 mm	10 mm	ETA, VdS
SABM8050S6	401151	M8	115 mm	50 mm	ETA, VdS
SABM10010S6	401152	M10	90 mm	10 mm	ETA, FM, VdS
SABM10050S6	401153	M10	130 mm	50 mm	ETA, FM, VdS



nVent CADDY Anchoring Solutions



Metal Anchors



nVent CADDY Anchoring Solutions

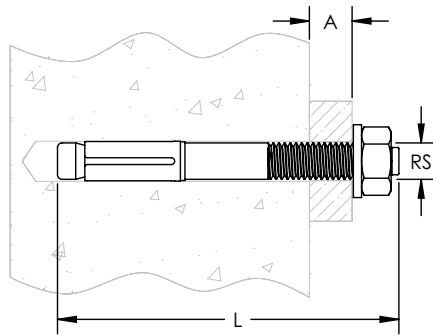


Extract from Permissible Service Conditions of ETA-99/0010

Approved loads for single anchor without influence of spacing and edge distance

Part Number	Cracked Concrete C20/25	Non-Cracked Concrete C20/25	Standard Embedment Depth
SABM8010	2.4 kN	5.7 kN	46 mm
SABM8050	2.4 kN	5.7 kN	46 mm
SABM10010	4.3 kN	7.6 kN	60 mm
SABM10050	4.3 kN	7.6 kN	60 mm
SABM12015	7.6 kN	11.9 kN	70 mm
SABM12050	7.6 kN	11.9 kN	70 mm
SABM16025	11.9 kN	16.7 kN	85 mm
SABM8010S6	2.4 kN	5.7 kN	46 mm
SABM10010S6	4.3 kN	7.6 kN	60 mm

Total safety factor as per ETAG 001 included (Y_m and Y_f)



TIP

For outdoor applications, Stainless Steel Anchors must be used per European guidelines



Metal Anchors

THREADED NAIL ANCHOR



FEATURES

- ETA approved for anchoring in cracked and non-cracked concrete
- Fire resistance class R30-R120 for design of anchorages under exposure to fire

Material: Steel
Finish: Electrogalvanized



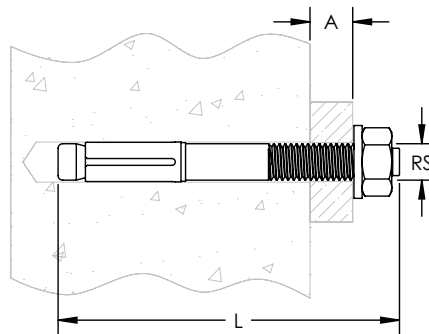
Part Number	Article Number	Rod Size RS	Length L	Embedment Depth	A	Drill Bit Diameter
N6T5X10L49	402601	M6	49 mm	35 mm	5 mm	6 mm

Extract from Permissible Service Conditions of ETA-11/0240

Multiple use for non-structural applications


Part Number	Cracked Concrete C20/25	Non-Cracked Concrete C20/25	Standard Embedment Depth
N6T5X10L49	0.6 kN	0.6 kN	30 mm

The maximum load per fixing point for multiple use for non-structural applications may, depending on national regulations, be below the approved load of the anchor. The approved loads per fixing point are regulated for their respective countries in the ETAG 001, Part 6. Total safety factor as per ETAG 001 included (Y_m and Y_f)



Metal Anchors

LIGHT DUTY EXPANSION ANCHOR



FEATURES

- Ideal for use with fire rated clips and clamps
- Fire resistance class R30-R120 for design of anchorages under exposure to fire
- ETA approved for anchoring in cracked and non-cracked concrete

Material: Steel
Finish: Electrogalvanized



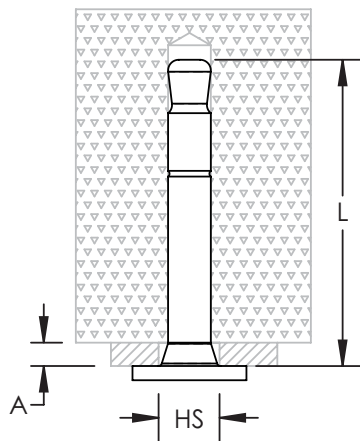
Part Number	Article Number	Length L	Drill Hole Depth	A	Drill Bit Diameter Ø	Hole Size HS
SCMND	800071	45 mm	45 mm	5 mm Max	6 mm	7.2 mm

Drill Hole Depth represents the maximum depth and should be adjusted based on the thickness of product being fixed.

Extract from Permissible Service Conditions of ETA-09/0313

Multiple use for non-structural applications

Part Number	Cracked Concrete C20/25	Non-Cracked Concrete C20/25	Standard Embedment Depth
SCMND	1.4 kN	1.4 kN	45 mm



TIP

For outdoor applications, Stainless Steel Anchors must be used per European guidelines



Metal Anchors

LIGHT DUTY PUSH-IN ANCHOR



FEATURES

- Ideal for use with fire rated clips and clamps
- Tool-free push-in installation after hole has been drilled into the concrete
- Fire resistance class R30-R120 for design of anchorages under exposure to fire
- ETA approved for anchoring in cracked and non-cracked concrete

Material: Stainless Steel 301 (EN 1.4310)



Part Number	Article Number	Length L	Drill Hole Depth	Hole Size HS	A
SCMDSN	800070	36 mm	36 mm	6 mm	10 mm Max

Drill Hole Depth represents the maximum depth and should be adjusted based on the thickness of product being fixed.

Extract from Permissible Service Conditions of ETA-16/0673

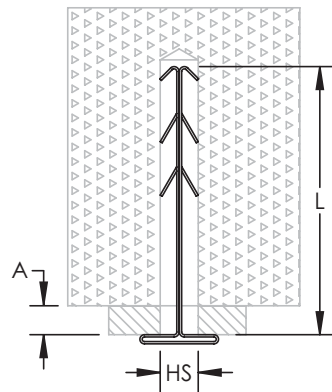
Multiple use for non-structural applications

Part Number	Cracked Concrete C20/25	Non-Cracked Concrete C20/25	Standard Embedment Depth
SCMDSN	0.032 kN	0.032 kN	35 mm

Drill Hole Depth represents the maximum depth and should be adjusted based on the thickness of product being fixed.

The maximum load per fixing point for multiple use for non-structural applications may, depending on national regulations, be below the approved load of the anchor. The approved loads per fixing point are regulated for their respective countries in the ETAG 001, Part 6.

Total safety factor as per ETAG 001 included (Y_m and Y_f)



Metal Anchors

FEATURED PRODUCTS



CE
Threaded Nail Anchor



CE
Light Duty Expansion Anchor



CE
Light Duty Push-in Anchor



nVent CADDY Anchoring Solutions

Works great with



Cable Solutions

- Metal Pressure Clip
- Metal Pressure Clip Fire-rated (E30)
- Cable Tie Fastener + Cable Tie, Stainless Steel Fire-rated (E90)

For a cable support easy to install in a 6 mm hole in concrete



Conduit Solutions

- Snap Close Conduit/ Pipe Clamp
- Push-in Conduit Clamp
- Wall Mount Conduit Clip
- Bolt Close Conduit/ Pipe Clamp

For an easy conduit installation in a 6 mm hole in concrete



Metal Anchors

FEATURED PRODUCTS

METAL PRESSURE CLIP



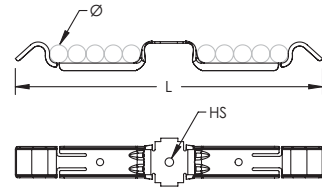
FEATURES

- Ideal for smaller runs of cable
- Flexible clip retains shape and allows for cables to be inserted after installation
- Rounded edges help prevent cable damage
- Cables are neatly installed providing a consistent and professional appearance
- Low-profile allows for installations in tight spaces

Material: Spring Steel
Finish: nVent CADDY Armour

Part Number	Article Number	Cable Capacity	Diameter Ø	Hole Size HS	Length L
PKM10H3	182044	10	10 mm Max	4.8 mm	171.5 mm
PKM10H6	182045	10	10 mm Max	7.1 mm	171.5 mm
PKM16H3	182046	16	10 mm Max	4.8 mm	233.5 mm
PKM16H6	182047	16	10 mm Max	7.1 mm	233.5 mm

Supports cable diameters up to ½" (13 mm) when installed with a standard ¼" (6 mm) washer.



METAL PRESSURE CLIP, FIRE-RATED



FEATURES

- Includes insert for E30 fire rating according to DIN 4102-12
- Ideal for smaller runs of cable
- Flexible clip retains shape and allows for cables to be inserted after installation
- Rounded edges help prevent cable damage
- Cables are neatly installed providing a consistent and professional appearance
- Low-profile allows for installations in tight spaces

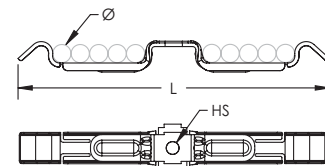
Material: Spring Steel
Finish: nVent CADDY Armour

Part Number	Article Number	Hole Size HS	Length L
PKM10H6IN	182048	7.2 mm	171.5 mm
PKM16H6IN	182049	7.2 mm	233.5 mm

E30 Fire Rating Power Cable Capacity				
Eucasafe (N)HXCH FE 180 E30				
Part Number	Number of Cores	Core Cross Section	Cable Diameter	Number of Cables
PKM10H6IN	4	1.5 mm ²	12.5 mm	8 Max
	3	1.5 mm ²	11.8 mm	8 Max
	2	1.5 mm ²	11.4 mm	8 Max
PKM16H6IN	4	1.5 mm ²	12.5 mm	12 Max
	3	1.5 mm ²	11.8 mm	12 Max
	2	1.5 mm ²	11.4 mm	14 Max

E30 Fire Rating Data Cable Capacity				
Eucasafe JE-H(St) Bd FE 180 E30				
Part Number	Number of Wire Pairs	Wire Diameter	Cable Diameter	Number of Cables
PKM10H6IN	2	0.8 mm	6.6 mm	14 Max
	4	0.8 mm	8.8 mm	10 Max
PKM16H6IN	2	0.8 mm	6.6 mm	24 Max
	4	0.8 mm	8.8 mm	18 Max

Fire rating test conducted with cable types listed. Equivalent halogen free safety cable can be used according to national guidelines.



Metal Anchors

FEATURED PRODUCTS



nVent CADDY Anchoring Solutions

CABLE TIE FASTENER



Material: Spring Steel
Finish: nVent CADDY Armour



Part Number	Article Number	Hole Size HS	A	B	Static Load F
CT	170450	8 mm	9 mm	2 mm	40 N

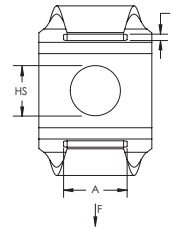
FEATURES

- Can be attached to various nVent CADDY fasteners or screwed directly to a wall

Material: Stainless Steel 301 (EN 1.4310)



Part Number	Article Number	Hole Size HS	A	B	Static Load F
CTS1	171600	8 mm	9 mm	2 mm	40 N



CABLE TIE, STAINLESS STEEL



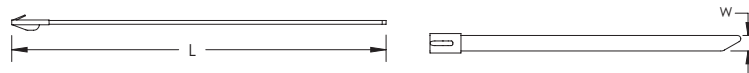
Material: Stainless Steel 316 (EN 1.4401)



Part Number	Article Number	Length L	Width W
MLT2HS6	188100	200 mm	7.9 mm

FEATURES

- Secures low voltage cables



Metal Anchors

FEATURED PRODUCTS

SNAP CLOSE CONDUIT/PIPE CLAMP



Material: Spring Steel
Finish: nVent CADDY Armour

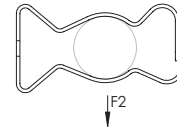
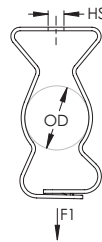
Part Number	Article Number	Outer Diameter OD	Hole Size HS	Hole Type	Static Load 1 F1	Static Load 2 F2	Certifications
6M	170790	14 – 18 mm	7 mm	Plain	440 N	110 N	cULus
812M	177130	18 – 30 mm	7 mm	Plain	440 N	110 N	cULus
16M	170100	30 – 35 mm	7 mm	Plain	440 N	110 N	cULus
20M	170110	35 – 42 mm	7 mm	Plain	440 N	110 N	cULus
24M	170120	42 – 50 mm	7 mm	Plain	440 N	110 N	cULus
32M	170130	50 – 60 mm	7 mm	Plain	440 N	110 N	cULus

FEATURES

- May be used for either vertical or horizontal installations
- Eliminates need for offset bending conduit
- Finger closure, no tools required

Material: Stainless Steel 301 (EN 1.4310)

Part Number	Article Number	Outer Diameter OD	Hole Size HS	Hole Type	Static Load 1 F1	Static Load 2 F2	Certifications
8MS1	179900	18 – 22 mm	7 mm	Plain	440 N	110 N	–
12MS1	179910	22 – 30 mm	7 mm	Plain	440 N	110 N	–



PUSH-IN CONDUIT CLAMP

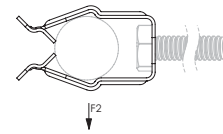
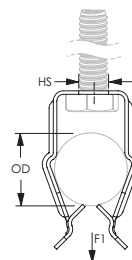


Material: Spring Steel
Finish: nVent CADDY Armour

Part Number	Article Number	Outer Diameter OD	Hole Size HS	Hole Type	Ultimate Static Load 1 F1	Ultimate Static Load 2 F2
8P	171130	18 – 22 mm	7 mm	Plain	110 N	65 N
12P	171150	22 – 30 mm	7 mm	Plain	110 N	65 N
16P	171170	30 – 35 mm	7 mm	Plain	110 N	65 N

FEATURES

- Push-in installation of conduit
- Eliminates need for offset bending conduit
- May be used for either vertical or horizontal installations




nVent CADDY Anchoring Solutions



Metal Anchors

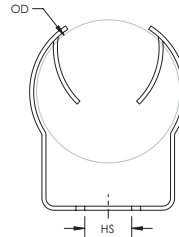


WALL MOUNT CONDUIT CLIP



Material: Spring Steel
Finish: nVent CADDY Armour

Part Number	Article Number	Outer Diameter OD	Hole Size HS
WC812	160890	18 – 30 mm	7 mm



FEATURES

- Quickly attaches pipe, conduit, MC/ AC and tube to wall surfaces
- Push-in installation of conduit
- Eliminates need for offset bending conduit
- Low-profile design minimizes snag potential
- Secure with powder-actuated tools, self-tapping concrete anchors or screw guns



BOLT CLOSE CONDUIT/PIPE CLAMP



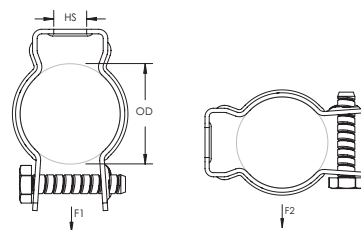
Material: Steel
Finish: Electrogalvanized
Nut Type: Built-in Nut



Part Number	Article Number	Outer Diameter OD	Hole Size HS	Static Load 1 F1	Static Load 2 F2	Certifications	Standard Packaging Quantity
CD1B	181190	19 – 25 mm	6.4 mm	880 N	220 N	cULus, ITB	100 pc
CD3B	181380	36 – 43 mm	6.4 mm	880 N	220 N	cULus, ITB	100 pc
CD4B	181390	45 – 48 mm	9.5 mm	880 N	220 N	cULus, ITB	50 pc
CD5B	181470	49 – 73 mm	7.9 mm	880 N	220 N	cULus, ITB	50 pc

FEATURES

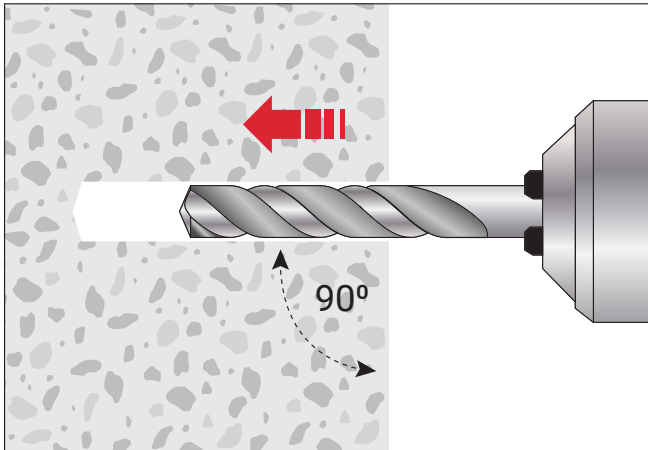
- Retained bolt and built-in nut means there are less parts to handle or drop
- Combo head bolt works with slotted, hex, #3 phillips or #2 robertson drivers



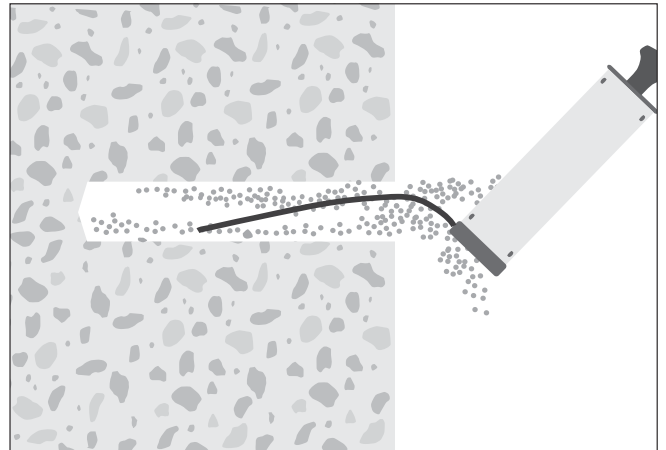
Metal Anchors

INSTALLATION INSTRUCTIONS

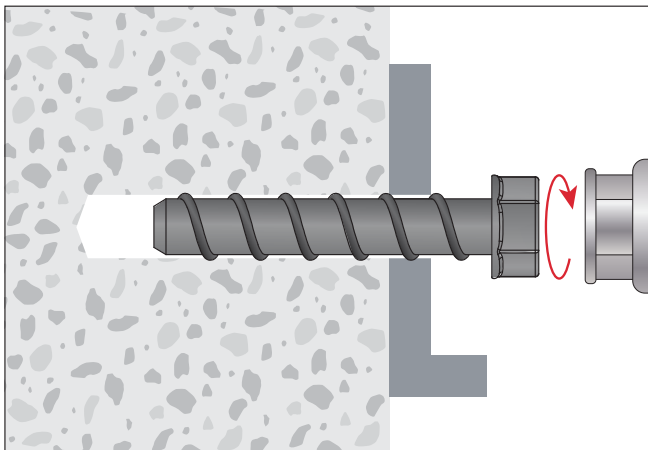
CONCRETE SCREWS



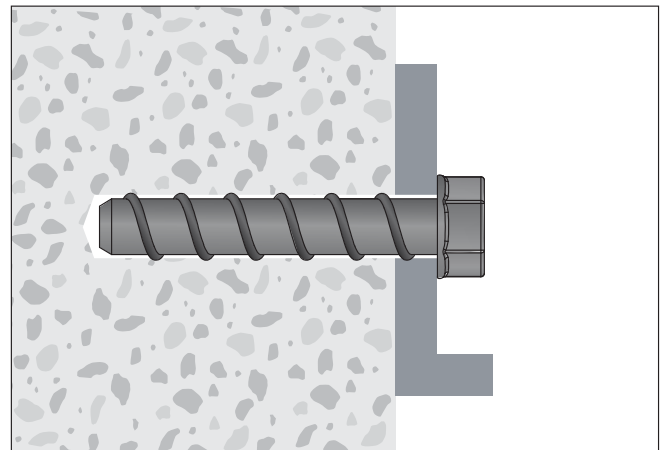
1. Drill



2. Clean



3. Insert the screw with an impact wrench or a regular wrench



FEATURES

- Can be quickly installed with an impact wrench.
- Can be removed.
- Can be adjusted up to 2 times but not reused (sizes M8 and bigger).



Metal Anchors

BSZ-SU CONCRETE SCREW



FEATURES

- Fire resistance class R30-R120 for design of anchorages under exposure to fire
- ETA approved for anchoring in cracked and non-cracked concrete
- Approved for use in seismic design category C1 (for Drill Bit Diameters 8 mm and greater)
- Removable anchor is ideal for temporary fixings

Material: Steel
Finish: Electrogalvanized



Part Number	Article Number	Drill Bit Diameter	Screw Length L	Embedment Depth	A	Screw Diameter Sc	Torque TQ	Certifications
BSZSU06040ZL	402605	6 mm	40 mm	35 mm	5 mm	7.5 mm	10 N-m	CE, VdS
BSZSU06050ZL	402606	6 mm	50 mm	40 mm	10 mm	7.5 mm	10 N-m	CE, VdS
BSZSU08070ZL	402610	8 mm	70 mm	65 mm	5 mm	10.6 mm	20 N-m	CE, VdS
BSZSU10100ZL	402615	10 mm	100 mm	85 mm	15 mm	12.6 mm	40 N-m	CE, VdS
BSZSU10120ZL	402620	10 mm	120 mm	85 mm	35 mm	12.6 mm	40 N-m	CE, VdS
BSZSU12110ZL	402625	12 mm	110 mm	100 mm	10 mm	14.6 mm	60 N-m	CE, VdS

Extract from Permissible Service Conditions of ETA-16/0204

Approved loads for single anchor without influence of spacing and edge distance

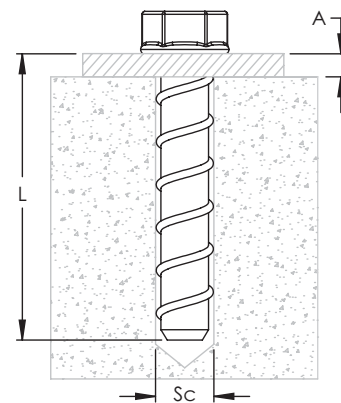
Part Number	Cracked Concrete C20/25	Non-Cracked Concrete C20/25	Standard Embedment Depth
BSZSU06050ZL	1.0 kN	1.9 kN	40 mm
BSZSU08070ZL	5.7 kN	7.6 kN	65 mm
BSZSU10100ZL	9.6 kN	11.9 kN	85 mm
BSZSU10120ZL	9.6 kN	11.9 kN	85 mm
BSZSU12110ZL	12.3 kN	17.2 kN	100 mm

Extract from Permissible Service Conditions of ETA-16/0439

Multiple use for non-structural applications

Part Number	Cracked Concrete C20/25	Non-Cracked Concrete C20/25	Standard Embedment Depth
BSZSU06040ZL	0.6 kN	0.6 kN	35 mm
BSZSU06050ZL	0.6 kN	0.6 kN	35 mm

The maximum load per fixing point for multiple use for non-structural applications may, depending on national regulations, be below the approved load of the anchor. The approved loads per fixing point are regulated for their respective countries in the ETAG 001, Part 6. Total safety factor as per ETAG 001 included (Y_m and Y_f)



Metal Anchors

BSZ-M CONCRETE SCREW



FEATURES

- Fire resistance class R30-R120 for design of anchorages under exposure to fire
- ETA approved for anchoring in cracked and non-cracked concrete
- Use in concrete with threaded rod

Material: Steel
Finish: Electrogalvanized



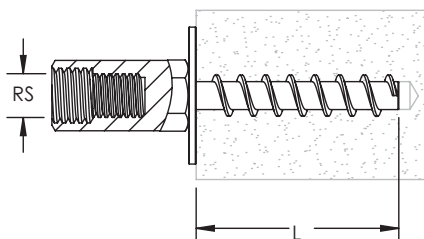
Part Number	Article Number	Screw Length L	Rod Size RS	Drill Bit Diameter	Embedment Depth	Torque TQ	Certifications
BSZM6X35EG	402690	35 mm	M8, M10	6 mm	35 mm	10 N-m	CE, VdS

nVent CADDY Anchoring Solutions



Extract from Permissible Service Conditions of ETA-16/0439			
Multiple use for non-structural applications			
Part Number	Cracked Concrete C20/25	Non-Cracked Concrete C20/25	Standard Embedment Depth
BSZM6X35EG	0.6 kN	0.6 kN	35 mm


The maximum load per fixing point for multiple use for non-structural applications may, depending on national regulations, be below the approved load of the anchor. The approved loads per fixing point are regulated for their respective countries in the ETAG 001, Part 6. Total safety factor as per ETAG 001 included (Y_m and Y_f)



Metal Anchors

nVent CADDY Anchoring Solutions

ROD LOCK ANCHOR SCREW



FEATURES

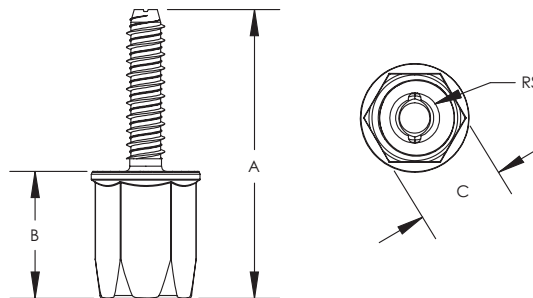
- For use with concrete and solid brick
- Prefabricated assemblies easily lift and lock into place, helping to save time and money
- Works with slightly damaged threads and minor burrs on the threaded rod

Material: Steel
Finish: Electrogalvanized



Part Number	Article Number	Rod Size RS	A	B	C	Drill Bit Diameter	Drill Hole Depth	Static Load F	Certifications	Standard Packaging Quantity
CRLAM8EG	390009	M8	72 mm	32 mm	22 mm	8 mm	50 mm	2,900 N	ITB	25 pc
CRLAM10EG	390010	M10	72 mm	32 mm	22 mm	8 mm	50 mm	2,900 N	FM, ITB	25 pc

Tested in 3000 psi (20.67 MPa) concrete.



ROD LOCK ANCHOR SCREW DRIVE SOCKET



FEATURES

- Drive socket for quick installation of nVent CADDY Rod Lock Anchor Screw

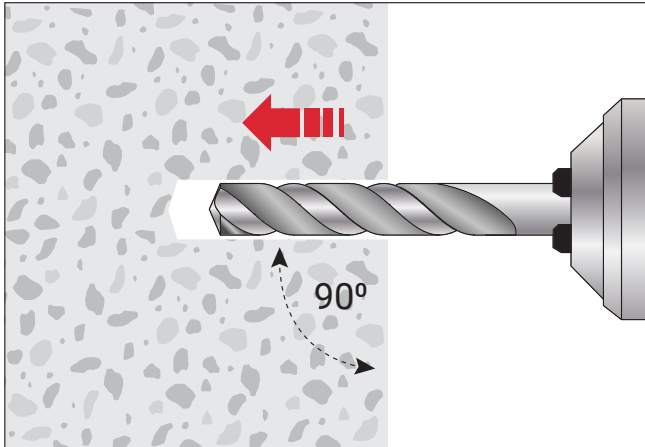
Material: Steel

Part Number	Socket Width
CRLAKITA	22 mm

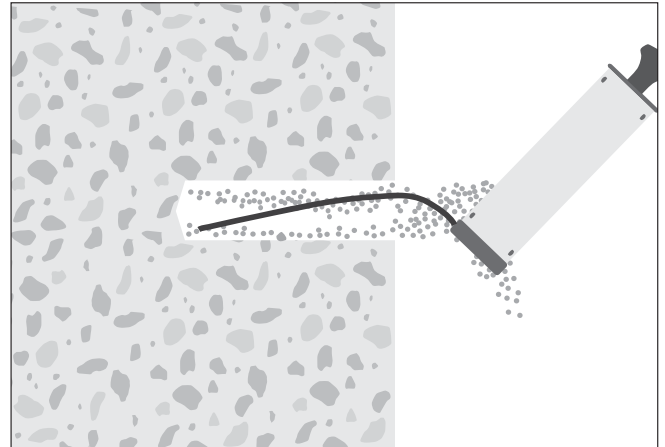
Metal Anchors

INSTALLATION INSTRUCTIONS

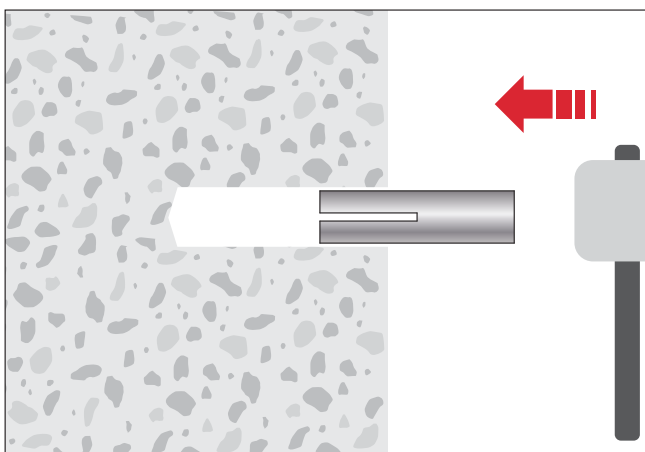
DEFORMATION-CONTROLLED EXPANSION ANCHOR



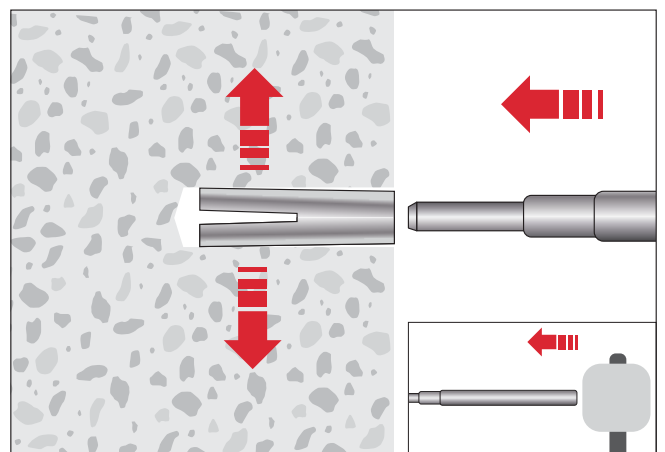
1. Drill



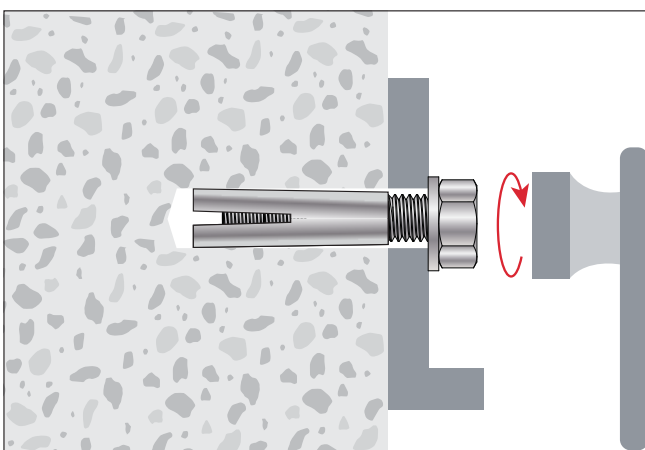
2. Clean



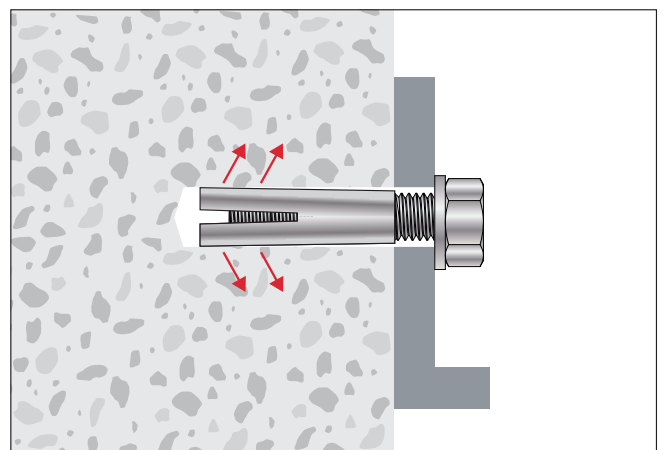
3. Insert the anchor using a hammer



4. Expand the anchor using the installation tool and a hammer



5. Finish the installation by installing a bolt or a threaded rod in the anchor




FEATURES

- Friction between expansion sleeve and drilled hole transfers the loads into the base material.
- Installation tool must be used for a proper installation per ETA.



Metal Anchors

DROP-IN ANCHOR



FEATURES

- Internal thread provides easy removal and serviceability
- Installs flush or below the base surface
- Fire resistance class R30-R120 for design of anchorages under exposure to fire
- Use setting tool TCA/LA to drive expansion cone to set the anchor

Material: Steel
Finish: Electrogalvanized



Part Number	Article Number	Hole Size HS	Length L	Diameter Ø	Certifications
CAM6030	593180	M6	30 mm	8 mm	CE
CAM8030	593190	M8	30 mm	10 mm	CE, VdS
CAM8040	593195	M8	40 mm	10 mm	CE, VdS
CAM10040	593200	M10	40 mm	12 mm	CE, FM, VdS
CAM12050	400415	M12	50 mm	15 mm	CE, FM, VdS
CAM16065	400416	M16	65 mm	20 mm	CE, FM, VdS

Material: Stainless Steel 316 (EN 1.4401)

Part Number	Article Number	Hole Size HS	Length L	Diameter Ø	Certifications
CAM8030S6	401154	M8	30 mm	10 mm	CE, VdS
CAM10040S6	401155	M10	40 mm	12 mm	CE, FM, VdS

Extract from Permissible Service Conditions of ETA-02/0020

Approved loads for single anchor without influence of spacing and edge distance

Part Number	Cracked Concrete C20/25	Non-Cracked Concrete C20/25	Standard Embedment Depth
CAM6030	–	3.3 kN	30 mm
CAM8030	–	3.3 kN	30 mm
CAM8040	–	3.6 kN	40 mm
CAM10040	–	5.1 kN	40 mm
CAM12050	–	7.1 kN	50 mm
CAM16065	–	10.5 kN	65 mm
CAM8030S6	–	3.9 kN	30 mm
CAM10040S6	–	6.1 kN	40 mm

Metal Anchors

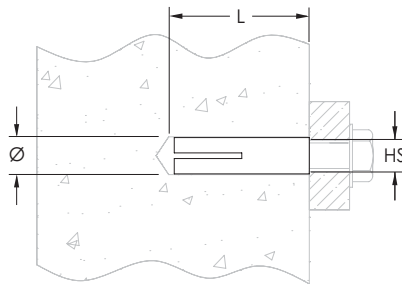
Extract from Permissible Service Conditions of ETA-05/0116

Multiple use for non-structural applications

Part Number	Cracked Concrete C20/25	Non-Cracked Concrete C20/25	Standard Embedment Depth
CAM6030	1.2 kN	1.2 kN	30 mm
CAM8030	1.7 kN	1.7 kN	30 mm
CAM8040	2.0 kN	2.0 kN	40 mm
CAM10040	2.0 kN	2.0 kN	40 mm
CAM12050	2.4 kN	2.4 kN	50 mm
CAM16065	6.3 kN	6.3 kN	65 mm
CAM8030S6	1.7 kN	1.7 kN	30 mm
CAM10040S6	2.0 kN	2.0 kN	40 mm

The maximum load per fixing point for multiple use for non-structural applications may, depending on national regulations, be below the approved load of the anchor. The approved loads per fixing point are regulated for their respective countries in the ETAG 001, Part 6.

Total safety factor as per ETAG 001 included (Y_m and Y_p)



nVent CADDY Anchoring Solutions



Metal Anchors



nVent CADDY Anchoring Solutions

FLANGED DROP-IN ANCHOR



FEATURES

- Internal thread provides easy removal and serviceability
- Installs flush for standard embedment
- Fire resistance class R30-R120 for design of anchorages under exposure to fire
- Use setting tool TCA/LA to drive expansion cone to set the anchor

Material: Steel
Finish: Electrogalvanized



Part Number	Article Number	Hole Size HS	Length L	Diameter Ø	Certifications
LAM625	589890	M6	25 mm	8 mm	CE
LAM830	574410	M8	30 mm	10 mm	CE, VdS
LAM1040	574420	M10	40 mm	12 mm	CE, FM, VdS
LAM1250	574430	M12	50 mm	15 mm	CE, FM, VdS

Extract from Permissible Service Conditions of ETA-02/0020

Approved loads for single anchor without influence of spacing and edge distance

Part Number	Cracked Concrete C20/25	Non-Cracked Concrete C20/25	Standard Embedment Depth
LAM830	-	3.3 kN	30 mm
LAM1040	-	5.1 kN	40 mm
LAM1250	-	7.1 kN	50 mm

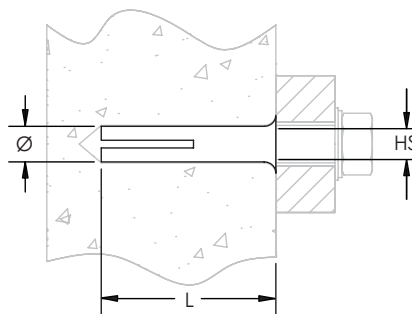
Extract from Permissible Service Conditions of ETA-05/0116

Multiple use for non-structural applications

Part Number	Cracked Concrete C20/25	Non-Cracked Concrete C20/25	Standard Embedment Depth
LAM625	1.7 kN	1.7 kN	25 mm
LAM830	1.7 kN	1.7 kN	30 mm
LAM1040	2.0 kN	2.0 kN	40 mm
LAM1250	2.4 kN	2.4 kN	50 mm


The maximum load per fixing point for multiple use for non-structural applications may, depending on national regulations, be below the approved load of the anchor. The approved loads per fixing point are regulated for their respective countries in the ETAG 001, Part 6.

Total safety factor as per ETAG 001 included (Y_m and Y_f)



Metal Anchors

HAMMER-IN TOOL FOR DROP-IN ANCHORS



FEATURES

- Setting tool for CA and LA type drop in anchors

Material: Steel
Finish: Electrogalvanized

Part Number	Article Number	Rod Size	Length
TCAM6025	593145	M6	25 mm
TCAM6030	593150	M6	30 mm
TCAM8030	593160	M8	30 mm
TCAM8040	593165	M8	40 mm
TCAM10040	593170	M10	40 mm
TCAM12050	400420	M12	50 mm
TCAM16065	400421	M16	65 mm



Metal Anchors



nVent CADDY Anchoring Solutions

BRASS EXPANSION ANCHOR



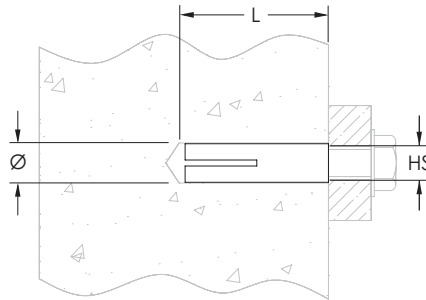
FEATURES

- Expansion fixing for metric screws
- For use in concrete and brick

Material: Brass
Static Load Safety Factor: 3.5:1


Part Number	Article Number	Screw Diameter Sc	Length L	Diameter Ø	Static Load 1 F1	Static Load 2 F2
CLM6030	593090	M6	22 mm	8 mm	650 N	550 N
CLM8040	593100	M8	30 mm	11 mm	1,100 N	900 N
CLM10040	593110	M10	34 mm	13 mm	1,600 N	1,300 N

Refer to Static Load 1 when anchoring in non-cracked concrete C20/25. Refer to Static Load 2 when anchoring in solid brick with a compressive strength greater than 15 MPa.



Metal Anchors

METAL PLUG



FEATURES

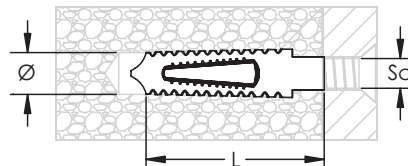
- Expansion fixing for wood or drywall/plasterboard screws
- For use in concrete, brick and lightweight concrete

Material: Steel
 Finish: Electrogalvanized
 Static Load Safety Factor: 5:1

Part Number	Article Number	Screw Diameter Sc	Length L	Diameter Ø	Drill Hole Diameter	Static Load 1 F1	Static Load 2 F2
CFH838	593210	6 – 8 mm	38 mm	10 – 12 mm	50 mm	350 N	700 N
CFH1060	593220	8 – 10 mm	60 mm	12 – 14 mm	70 mm	950 N	1,200 N

Metal plug with 38 mm (1½") length can be hammered into G2 or G4 low-strength aerated concrete without pre-drilling. Refer to Static Load 1 when anchoring in G2 low-strength aerated concrete. Refer to Static Load 2 when anchoring in G4 low-strength aerated concrete.

Static loads are calculated using the maximum Screw Diameter.




Metal Anchors



nVent CADDY Anchoring Solutions

CAVITY PLUG



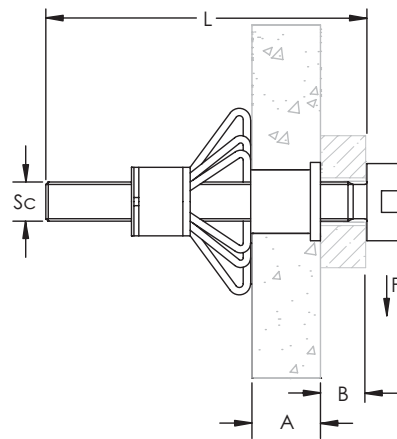
FEATURES

- For use in plasterboard
- Ideal for attachment to thin-walled panels
- Large seating area for high loading capacity

Screw Included: Yes
 Material: Steel
 Finish: Electrogalvanized



Part Number	Article Number	Screw Diameter Sc	Screw Length L	A	B	Ultimate Static Load 1 F1	Ultimate Static Load 2 F2
MFV433	571460	M4	41 mm	3 – 9 mm	12 mm	75 N	115 N
MFV537	571470	M5	45 mm	5 – 13 mm	15 mm	115 N	175 N
MFV650	571510	M6	60 mm	5 – 16 mm	18 mm	155 N	195 N

Refer to Ultimate Static Load 1 when anchor is set in plasterboard. Refer to Ultimate Static Load 2 when anchor is set in hollow block or hollow cinder block.



Metal Anchors

SETTING TOOL FOR METAL EXPANSION ANCHOR



FEATURES

- Setting tool for cavity fixing MFV

Material: Steel
Finish: Painted

Part Number	Article Number	Orientation
MFT1	571520	Top
MFT2	571530	Side



Metal Anchors



nVent CADDY Anchoring Solutions

PWM/PWN SELF-DRILLING DRYWALL ANCHOR



FEATURES

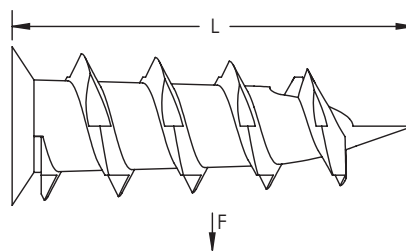
- Self-drilling anchor for plasterboard and aerated concrete (Zinc Alloy version only)
- Tip point for precise positioning

Material: Zinc Alloy

Part Number	Article Number	Length L	Screw Included	Ultimate Static Load F
PWM	571270	36 mm	Yes	95 N
PWMS	571280	36 mm	No	95 N

Material: Nylon

Part Number	Article Number	Length L	Screw Included	Ultimate Static Load F
PWN	571290	38 mm	Yes	95 N
PWNS	571300	38 mm	No	95 N



Innovative Anchors

SPEED LINK SLS WITH WEDGE ANCHOR



FEATURES

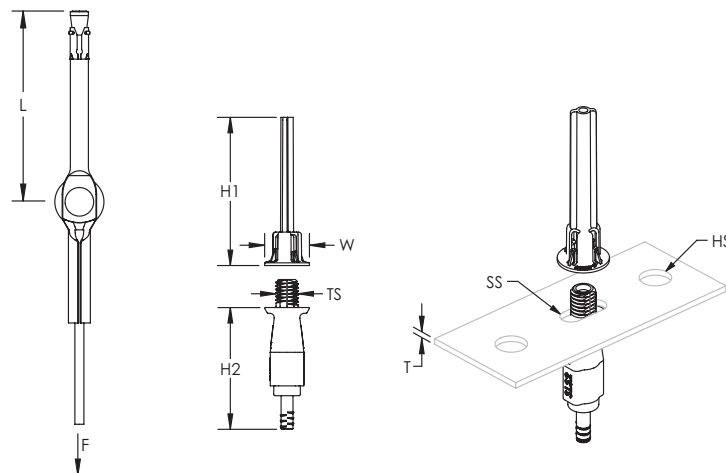
- Complete system includes wire, locking device and wedge anchor from Powers Fasteners, Inc.
- Quickly and easily attaches into cracked and non-cracked concrete
- Installs in strut profiles without the need to insert fingers or tools into the strut
- Finger tightening of nut secures the locking device into position without tools
- No special tools required
- ETA-13/0106 approval available for wedge anchor from Powers Fasteners, Inc.

Material: Steel; Polypropylene; Zinc Alloy
 Finish: Electrogalvanized
 Static Load Safety Factor: 5:1
 Complies with: SMACNA HVAC-DCS
 Wire Rope Diameter: 2 mm

Part Number	Article Number	Wire Rope Length	Length L	Drill Bit Diameter	Drill Hole Depth	Embedment Depth	Static Load F
SLS2L3WA6	196759	3 m	63.5 mm	6 mm	60 mm	55 mm Min	270 N
SLS2L5WA6	196760	5 m	63.5 mm	6 mm	60 mm	55 mm Min	270 N
SLS2L7WA6	196761	7 m	63.5 mm	6 mm	60 mm	55 mm Min	270 N

Thread Size TS	Height 1 H1	Height 2 H2	Width W	Thickness T	Hole Size HS	Slot Size SS
M8	53 mm	43.5 mm	16 mm	4 mm Max	8 – 10 mm	8 x 6.5 mm – 8 x 10 mm

The 2 mm locking device is compatible with C-Channel Types E0 and E0L.
 Total load per wire on a multi-tier trapeze must not exceed static load.



nVent CADDY Anchoring Solutions



Innovative Anchors

SPEED LINK SLK WITH WEDGE ANCHOR



FEATURES

- Complete system includes wire, locking device and wedge anchor from Powers Fasteners, Inc.
- Quickly and easily attaches into cracked and non-cracked concrete
- No special tools required
- ETA-13/0106 approval available for wedge anchor from Powers Fasteners, Inc.

Material: Steel; Polypropylene; Zinc Alloy
 Finish: Electrogalvanized
 Static Load Safety Factor: 5:1
 Complies with: SMACNA HVAC-DCS

Wire Rope Diameter: 1.5 mm

Part Number	Article Number	Wire Rope Length	Length L	Height H	Width W	Thickness T	Angle a	Static Load F
SLK15L1WA6	196670	1 m	63.5 mm	55 mm	19 mm	12.5 mm	90° Max	195 N
SLK15L2WA6	196671	2 m	63.5 mm	55 mm	19 mm	12.5 mm	90° Max	195 N
SLK15L3WA6	196672	3 m	63.5 mm	55 mm	19 mm	12.5 mm	90° Max	195 N
SLK15L5WA6	196673	5 m	63.5 mm	55 mm	19 mm	12.5 mm	90° Max	195 N

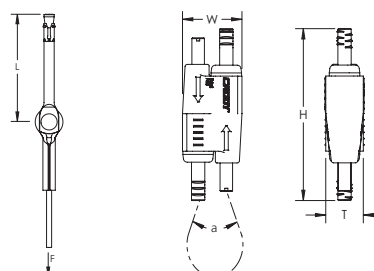
Wire Rope Diameter: 2 mm

Part Number	Article Number	Wire Rope Length	Length L	Height H	Width W	Thickness T	Angle a	Static Load F
SLK2L2WA6	196734	2 m	63.5 mm	55 mm	19 mm	12.5 mm	90° Max	440 N
SLK2L3WA6	196735	3 m	63.5 mm	55 mm	19 mm	12.5 mm	90° Max	440 N
SLK2L5WA6	196736	5 m	63.5 mm	55 mm	19 mm	12.5 mm	90° Max	440 N
SLK2L7WA6	196737	7 m	63.5 mm	55 mm	19 mm	12.5 mm	90° Max	440 N

Wire Rope Diameter: 3 mm

Part Number	Article Number	Wire Rope Length	Length L	Height H	Width W	Thickness T	Angle a	Static Load F
SLK3L1WA6	196722	1 m	63.5 mm	62 mm	24 mm	16 mm	90° Max	890 N
SLK3L2WA6	196723	2 m	63.5 mm	62 mm	24 mm	16 mm	90° Max	890 N
SLK3L3WA6	196724	3 m	63.5 mm	62 mm	24 mm	16 mm	90° Max	890 N
SLK3L5WA6	196725	5 m	63.5 mm	62 mm	24 mm	16 mm	90° Max	890 N
SLK3L7WA6	196726	7 m	63.5 mm	62 mm	24 mm	16 mm	90° Max	890 N
SLK3L10WA6	196727	10 m	63.5 mm	62 mm	24 mm	16 mm	90° Max	890 N

Drill Bit Diameter	Drill Hole Depth	Embedment Depth
6 mm	60 mm	55 mm Min



Innovative Anchors

CONCRETE FIXING EYEBOLT SCREW

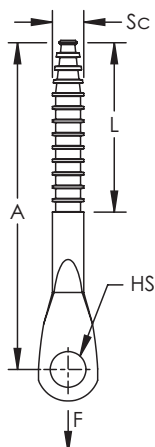


FEATURES

- For use in concrete and brick
- Includes drill bit adaptor for easy installation

Material: Steel
Finish: Electrogalvanized

Part Number	Article Number	Hole Size HS	Screw Diameter Sc	Screw Length L	A	Drill Bit Diameter	Static Load F
CFEB05	195864	6.5 mm	H6	45 mm	60 mm	5 mm	700 N



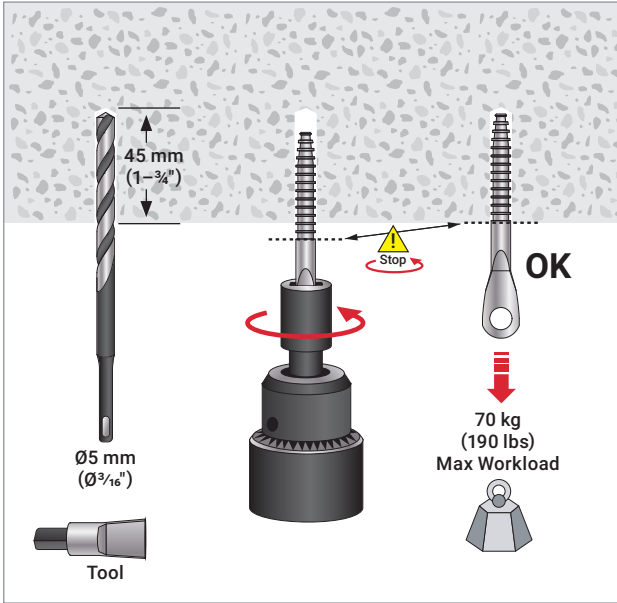
Innovative Anchors



nVent CADDY Anchoring Solutions



FEATURED PRODUCTS




Concrete Fixing Eyebolt Screw




Works great with




Speed Link SLS with Hook



Speed Link SLK with Hook



Speed Link SLDM with Hook



Chain and Hooks



Innovative Anchors

FEATURED PRODUCTS

SPEED LINK SLS WITH HOOK



Material: Steel; Zinc Alloy; Polypropylene
 Finish: Electrogalvanized
 Static Load Safety Factor: 5:1
 Complies With: SMACNA HVAC-DCS

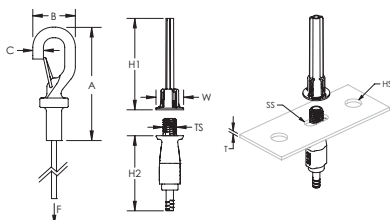


Wire Rope Diameter: 2 mm

Part Number	SLS2L1	SLS2L2	SLS2L3	SLS2L5	SLS2L7	SLS2L10
Article Number	196741	196742	196743	196744	196745	196746
Wire Rope Length	1 m	2 m	3 m	5 m	7 m	10 m
A	57 mm					
B	20 mm					
C	5.5 mm					
Height 1 (H1)	53 mm					
Height 2 (H2)	43.5 mm					
Thread Size (TS)	M8					
Width (W)	16 mm					
Hole Size (HS)	8 – 10 mm					
Slot Size (SS)	8 x 6.5 mm – 8 x 10 mm					
Thickness (T)	4 mm Max					
Static Load (F)	270 N					
Standard Packaging Quantity	10 pc					

FEATURES

- Complete system includes wire, locking device and pre-assembled hook end fitting
- Hooks to a wide range of nVent CADDY fasteners
- Fastens to the building structure or hanging services by looping around and hooking to wire rope
- Easy to remove for applications requiring maintenance
- Spring latch helps provide secure connection
- Insert cable through hole and use bottom side of hook as an end stop
- Finger tightening of nut secures the locking device into position without tools
- Installs in strut profiles without the need to insert fingers or tools into the strut



Wire Rope Diameter: 3 mm

Part Number	SLS3L1	SLS3L2	SLS3L3	SLS3L5	SLS3L7	SLS3L10
Article Number	196747	196748	196749	196750	196751	196752
Wire Rope Length	1 m	2 m	3 m	5 m	7 m	10 m
A	57.6 mm					
B	23.2 mm					
C	6.1 mm					
Height 1 (H1)	53 mm					
Height 2 (H2)	46.5 mm					
Thread Size (TS)	M12					
Width (W)	20 mm					
Hole Size (HS)	12 – 14 mm					
Slot Size (SS)	12 x 10 mm – 12 x 14 mm					
Thickness (T)	6 mm Max					
Static Load (F)	670 N					
Standard Packaging Quantity	10 x 10 pc		10 x 5 pc		5 x 5 pc	

The 2 mm locking device is compatible with C-Channel Types E0 and E0L.
 The 3 mm locking device is compatible with C-Channel Types E1, E2, E2L, E3, E4, E5, Strut Channel Type C, Slotted, Strut Channel Type A, Slotted, Strut Channel Type AS, Perforated, Strut Channel Type CC, Slotted, Strut Channel Type AA, Slotted.
 Total load per wire on a multi-tier trapeze must not exceed static load.



Innovative Anchors

FEATURED PRODUCTS



SPEED LINK SLK WITH HOOK



Material: Steel; Polypropylene; Zinc Alloy
 Finish: Electrogalvanized
 Static Load Safety Factor: 5:1

Wire Rope Diameter: 1.5 mm

Part Number	Article Number	Wire Rope Length	A	B	C	H	W	T	a	F	Standard Packaging Quantity
SLK15L1	196508	1 m	48 mm	18 mm	4.5 mm	55 mm	19 mm	12.5 mm	90° Max	195 N	20 pc
SLK15L2	196509	2 m	48 mm	18 mm	4.5 mm	55 mm	19 mm	12.5 mm	90° Max	195 N	20 pc
SLK15L2R2	196614	2 m	48 mm	18 mm	4.5 mm	55 mm	19 mm	12.5 mm	90° Max	195 N	15 x 2 pc
SLK15L3	196510	3 m	48 mm	18 mm	4.5 mm	55 mm	19 mm	12.5 mm	90° Max	195 N	20 pc
SLK15L3R2	196615	3 m	48 mm	18 mm	4.5 mm	55 mm	19 mm	12.5 mm	90° Max	195 N	15 x 2 pc
SLK15L5	196511	5 m	48 mm	18 mm	4.5 mm	55 mm	19 mm	12.5 mm	90° Max	195 N	20 pc
SLK15L5R2	196616	5 m	48 mm	18 mm	4.5 mm	55 mm	19 mm	12.5 mm	90° Max	195 N	15 x 2 pc
SLK15L7	196512	7 m	48 mm	18 mm	4.5 mm	55 mm	19 mm	12.5 mm	90° Max	195 N	20 pc
SLK15L10	196513	10 m	48 mm	18 mm	4.5 mm	55 mm	19 mm	12.5 mm	90° Max	195 N	20 pc

FEATURES

- Complete system includes wire, locking device and pre-assembled hook end fitting
- Hooks to a wide range of nVent CADDY fasteners
- Fastens to the building structure or hanging services by looping around and hooking to wire rope
- Easy to remove for applications requiring maintenance
- Spring latch helps provide secure connection
- Insert cable through hole and use bottom side of hook as an end stop
- Also available in Y-hook configuration

Wire Rope Diameter: 2 mm

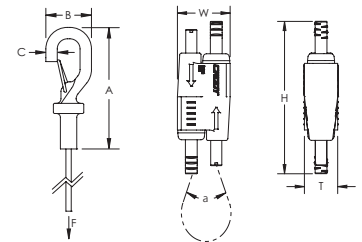
Part Number	Article Number	Wire Rope Length	A	B	C	H	W	T	a	F	Standard Packaging Quantity
SLK2L1	196537	1 m	57 mm	20 mm	5.5 mm	55 mm	19 mm	12.5 mm	90° Max	440 N	10 pc
SLK2L2	196538	2 m	57 mm	20 mm	5.5 mm	55 mm	19 mm	12.5 mm	90° Max	440 N	10 pc
SLK2L2R2	196619	2 m	57 mm	20 mm	5.5 mm	55 mm	19 mm	12.5 mm	90° Max	440 N	15 x 2 pc
SLK2L3	196539	3 m	57 mm	20 mm	5.5 mm	55 mm	19 mm	12.5 mm	90° Max	440 N	10 pc
SLK2L3R2	196620	3 m	57 mm	20 mm	5.5 mm	55 mm	19 mm	12.5 mm	90° Max	440 N	15 x 2 pc
SLK2L5	196540	5 m	57 mm	20 mm	5.5 mm	55 mm	19 mm	12.5 mm	90° Max	440 N	10 pc
SLK2L5R2	196621	5 m	57 mm	20 mm	5.5 mm	55 mm	19 mm	12.5 mm	90° Max	440 N	15 x 2 pc
SLK2L7	196541	7 m	57 mm	20 mm	5.5 mm	55 mm	19 mm	12.5 mm	90° Max	440 N	10 pc
SLK2L10	196542	10 m	57 mm	20 mm	5.5 mm	55 mm	19 mm	12.5 mm	90° Max	440 N	10 pc
SLK2L10R2	196622	10 m	57 mm	20 mm	5.5 mm	55 mm	19 mm	12.5 mm	90° Max	440 N	15 x 2 pc

Innovative Anchors

FEATURED PRODUCTS

Wire Rope Diameter: 3 mm

Part Number	Article Number	Wire Rope Length	A	B	C	H	W	T	a	F	Standard Packaging Quantity
SLK3L1	196700	1 m	57.6 mm	23.2 mm	6.1 mm	62 mm	24 mm	16 mm	90° Max	890 N	10 x 10 pc
SLK3L2	196701	2 m	57.6 mm	23.2 mm	6.1 mm	62 mm	24 mm	16 mm	90° Max	890 N	10 x 10 pc
SLK3L3	196702	3 m	57.6 mm	23.2 mm	6.1 mm	62 mm	24 mm	16 mm	90° Max	890 N	5 x 10 pc
SLK3L3R2	196625	3 m	57.6 mm	23.2 mm	6.1 mm	62 mm	24 mm	16 mm	90° Max	890 N	10 x 2 pc
SLK3L5	196703	5 m	57.6 mm	23.2 mm	6.1 mm	62 mm	24 mm	16 mm	90° Max	890 N	5 x 10 pc
SLK3L5R2	196626	5 m	57.6 mm	23.2 mm	6.1 mm	62 mm	24 mm	16 mm	90° Max	890 N	15 x 2 pc
SLK3L7	196704	7 m	57.6 mm	23.2 mm	6.1 mm	62 mm	24 mm	16 mm	90° Max	890 N	5 x 5 pc
SLK3L10	196705	10 m	57.6 mm	23.2 mm	6.1 mm	62 mm	24 mm	16 mm	90° Max	890 N	5 x 5 pc



nVent CADDY Anchoring Solutions



SPEED LINK SLDM WITH HOOK



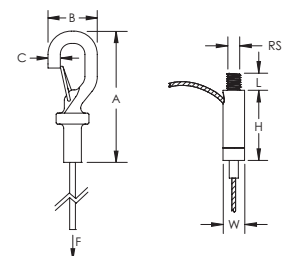
Material: Steel
 Finish: Electrogalvanized
 Static Load Safety Factor: 5:1
 Wire Rope Diameter: 1.5 mm



Part Number	Article Number	Wire Rope Length	A	B	C	Static Load F
SLDM615L1	196028	1 m	58.4 mm	22.9 mm	6.4 mm	195 N
SLDM615L2	196029	2 m	58.4 mm	22.9 mm	6.4 mm	195 N
SLDM615L3	196030	3 m	58.4 mm	22.9 mm	6.4 mm	195 N

FEATURES

- Complete system includes wire, locking device and pre-assembled hook end fitting
- Ideal for supporting lighting, ductwork and other installation projects
- Sleek, low-profile locking device reduces visual impact
- Keyless locking device is adjustable even after installation



Innovative Anchors



FEATURED PRODUCTS

CHK CHAIN

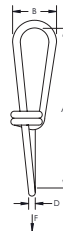


Material: Steel
Finish: Electrogalvanized

FEATURES

- Versatile non-welded double loop chain
- Conforms to DIN 5686

Part Number	Article Number	Length L	A	B	D	Static Load F
CHK22K	385860	30 m	28 mm	9.0 mm	2.0 mm	400 N
CHK25K	385870	30 m	31 mm	10.0 mm	2.2 mm	500 N
CHK27K	385880	30 m	35 mm	11.0 mm	2.5 mm	700 N
CHK30K	385890	30 m	39 mm	12.5 mm	2.8 mm	900 N
CHK32K	385900	25 m	41 mm	14.0 mm	3.1 mm	1,200 N



CHN CHAIN



Material: Steel
Finish: Electrogalvanized

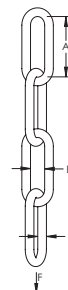
FEATURES

- Round link chain
- Conforms to DIN 5685

Part Number	Article Number	Length L	A	B	D	Static Load F
CHN13K	386780	30 m	22 mm	3.5 mm	2.0 mm	200 N
CHN15K	385910	30 m	24 mm	4.5 mm	2.5 mm	300 N
CHN17K	385920	30 m	26 mm	5.5 mm	3.0 mm	400 N

Material: Stainless Steel 304 (EN 1.4301)

Part Number	Article Number	Length L	A	B	D	Static Load F
CHN15KS4	591500	30 m	24 mm	4.5 mm	2.5 mm	300 N
CHN17KS4	591510	30 m	26 mm	5.5 mm	3.0 mm	400 N



Innovative Anchors

FEATURED PRODUCTS

KN HOOK



Material: Steel
Finish: Electrogalvanized

Part Number	Article Number	Diameter \varnothing	Length L	B	Static Load F
KN30EG	380050	3 mm	16.5 mm	12.5 mm	370 N
KN40EG	380060	4 mm	20.0 mm	16.0 mm	550 N
KN50EG	380070	5 mm	23.0 mm	20.0 mm	950 N

FEATURES

- Use to repair a link or combine two chains together by hammering the link shut



Plastic Anchors



nVent CADDY Anchoring Solutions

NPN HAMMER-IN EXPANSION ANCHOR WITH SCREW

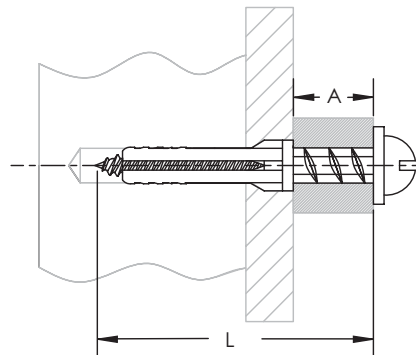


FEATURES

- Secure and time-saving, hammer-in nylon plug with pre-assembled zinc plated nail screw
- Nail plug can be unscrewed for readjustment
- Long splay zone for optimal grip
- Delivered pre-assembled to avoid nail loss


Material: Steel; Nylon
Finish: Electrogalvanized

Part Number	Article Number	Length L	A	Drill Bit Diameter
NPN640	570800	40 mm	10 mm	6 mm
NPN660	570810	60 mm	30 mm	6 mm
NPN860	570830	60 mm	30 mm	8 mm



Plastic Anchors

FPN UNIVERSAL ANCHOR



FEATURES

- Expansion fixing for wood or drywall/plasterboard screws
- For use in concrete, brick and lightweight concrete

Material: Nylon
Static Load Safety Factor: 5:1

Part Number	Article Number	Screw Diameter	Length	Drill Bit Diameter	Drill Hole Depth	Static Load 1	Static Load 2	Static Load 3
FPN6	570710	3.5 – 5.0 mm	30 mm	6 mm	35 mm	600 N	450 N	450 N
FPN8	570720	4.5 – 6.0 mm	40 mm	8 mm	50 mm	850 N	700 N	700 N
FPN10	570730	6.0 – 8.0 mm	50 mm	10 mm	60 mm	1,500 N	850 N	800 N
FPN12	570740	8.0 – 10.0 mm	60 mm	12 mm	70 mm	1,800 N	950 N	800 N

Refer to Static Load 1 when anchoring in non-cracked concrete C20/25. Refer to Static Load 2 when anchoring in solid brick Mz 20. Refer to Static Load 3 when anchoring in solid sand-lime brick KS 20. Static loads are calculated using the maximum Screw Diameter.



Plastic Anchors



nVent CADDY Anchoring Solutions



FEATURED PRODUCTS



NPN Hammer-in Expansion Anchor with Screw



FPN Universal Anchor



Works great with

- VDF C Wood-to-Metal Dowel Screw with Collar



- VDF Torx Wood-to-Metal Screw with Torx® Head



- VDF T Drive Tool for Dowel Screws



Plastic Anchors

FEATURED PRODUCTS

VDF C WOOD-TO-METAL DOWEL SCREW WITH COLLAR

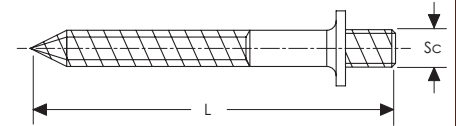


Material: Steel
Finish: Electrogalvanized

Part Number	Article Number	Screw Diameter Sc	Screw Length L
VDFCM8040	583850	M8	40 mm
VDFCM8080	400700	M8	80 mm

FEATURES

- Wood dowel screw with metric thread connection with collar



VDF TORX WOOD-TO-METAL SCREW WITH TORX® HEAD



Material: Steel
Finish: Electrogalvanized

Part Number	Article Number	Screw Diameter Sc	Length L	A	C	TORX®
VDFM8050	593270	M8	50 mm	40 mm	10 mm	T25
VDFM8060	593280	M8	60 mm	30 mm	20 mm	T25
VDFM8070	593290	M8	70 mm	30 mm	25 mm	T25
VDFM8080	593300	M8	80 mm	40 mm	30 mm	T25
VDFM8100	593310	M8	100 mm	40 mm	40 mm	T25
VDFM8120	593400	M8	120 mm	50 mm	50 mm	T25
VDFM8150	593410	M8	150 mm	45 mm	50 mm	T25
VDFM8200	593420	M8	200 mm	50 mm	50 mm	T25
VDFM10050	593560	M10	50 mm	30 mm	18 mm	T25
VDFM10060	593330	M10	60 mm	30 mm	18 mm	T25
VDFM10080	593340	M10	80 mm	40 mm	30 mm	T25
VDFM10100	593350	M10	100 mm	60 mm	30 mm	T25
VDFM10120	593370	M10	120 mm	60 mm	50 mm	T25
VDFM10150	593570	M10	150 mm	60 mm	50 mm	T25
VDFM10200	593580	M10	200 mm	60 mm	50 mm	T25
VDFM12120	400403	M12	120 mm	55 mm	30 mm	T30

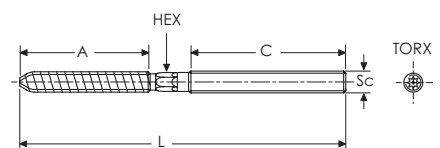
FEATURES

- Wood dowel screw with metric thread connection
- TORX® head

Material: Stainless Steel 304 (EN 1.4301)

Part Number	Article Number	Screw Diameter Sc	Length L	A	C	TORX®
VDFM8050S4	400477	M8	50 mm	28 mm	15 mm	T25
VDFM8080S4	400478	M8	80 mm	40 mm	30 mm	T25
VDFM10100S4	400482	M10	100 mm	55 mm	40 mm	T25

No HEX when length is 50 mm



nVent CADDY Anchoring Solutions



Plastic Anchors

FEATURED PRODUCTS



nVent CADDY Anchoring Solutions



VDF T DRIVE TOOL FOR DOWEL SCREWS

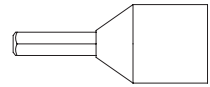
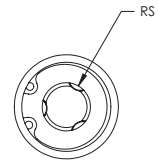


Material: Steel
Finish: Electrogalvanized

Part Number	Article Number	Rod Size RS
VDFTM8	401121	M8
VDFTM10	401122	M10


FEATURES

- Tool for screwing in wood thread dowel screws



Plastic Anchors

RING FRF /1 SINGLE PIPE CLIP WITH PLUG

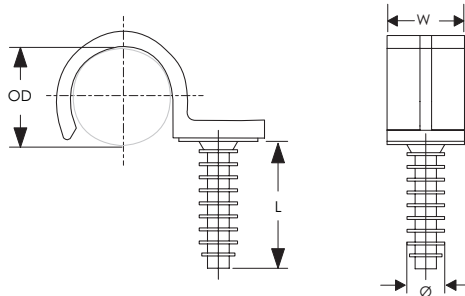


FEATURES

- Hammer in plastic clip to hold one pipe/conduit
- Fix into drilled hole in brick or concrete

Material: Polyamide

Part Number	Article Number	Outer Diameter OD	Length L	Width W	Diameter Ø	Drill Bit Diameter
FRF014	571130	14 mm	30 mm	20 mm	9.8 mm	8 mm
FRF016	571140	16 mm	30 mm	20 mm	9.8 mm	8 mm
FRF018	571150	18 mm	30 mm	20 mm	9.8 mm	8 mm
FRF020	571160	20 mm	30 mm	20 mm	9.8 mm	8 mm
FRF022	571170	22 mm	30 mm	20 mm	9.8 mm	8 mm
FRF025	571180	25 mm	30 mm	20 mm	9.8 mm	8 mm
FRF028	571190	28 mm	30 mm	20 mm	9.8 mm	8 mm





Plastic Anchors



nVent CADDY Anchoring Solutions

RING FRF /2 DOUBLE PIPE CLIP WITH PLUG

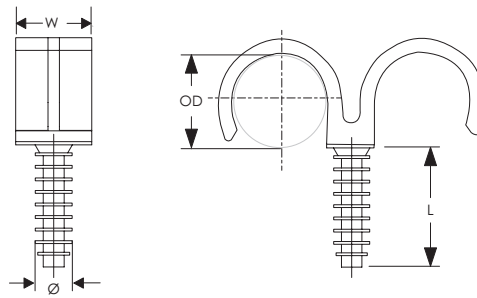


FEATURES

- Hammer in plastic clip to hold 2 pipes/conduits
- Fix into drilled hole in brick or concrete

Material: Polyamide

Part Number	Article Number	Outer Diameter OD	Length L	Width W	Diameter Ø	Drill Bit Diameter
FRF016X2	571200	16 mm	30 mm	20 mm	9.8 mm	8 mm
FRF018X2	571210	18 mm	30 mm	20 mm	9.8 mm	8 mm
FRF020X2	571220	20 mm	30 mm	20 mm	9.8 mm	8 mm
FRF022X2	571230	22 mm	30 mm	20 mm	9.8 mm	8 mm
FRF025X2	571240	25 mm	30 mm	20 mm	9.8 mm	8 mm
FRF028X2	571250	28 mm	30 mm	20 mm	9.8 mm	8 mm



Toggles

MTSB SPRING TOGGLE WITH NUT/WASHER



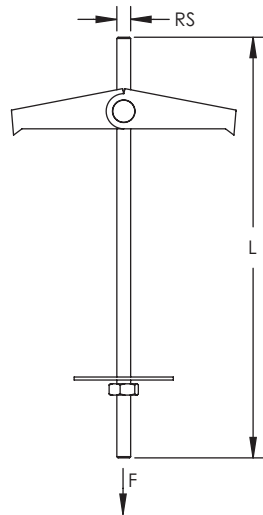
FEATURES

- Washer, nut and toggle included
- Used in wall applications

Material: Steel
Finish: Electrogalvanized

Part Number	Article Number	Rod Size RS	Length L	Drill Bit Diameter	Ultimate Static Load F
MTSB4	584410	M4	90 mm	14 mm	1,750 N

The Ultimate Static Load value does not take into account the load-bearing characteristics of the supporting material. The appropriate safety factor is to be added to this load rating.
Spring toggle requires a minimum clearance of 35 mm (1.38") to open when installed.



Toggles



nVent CADDY Anchoring Solutions

MTSH SPRING TOGGLE WITH HOOK



FEATURES

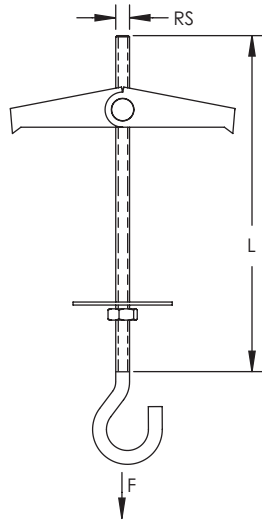
- Washer, nut and toggle included
- Used in wall applications

Material: Steel
Finish: Electrogalvanized

Part Number	Article Number	Rod Size RS	Length L	Drill Bit Diameter	Ultimate Static Load F
MTSH4	584430	M4	70 mm	14 mm	300 N

The Ultimate Static Load value does not take into account the load-bearing characteristics of the supporting material. The appropriate safety factor is to be added to this load rating.

Spring toggle requires a minimum clearance of 35 mm (1.38") to open when installed



Toggles

MTVB GRAVITY TOGGLE WITH RUBBER WASHER



FEATURES

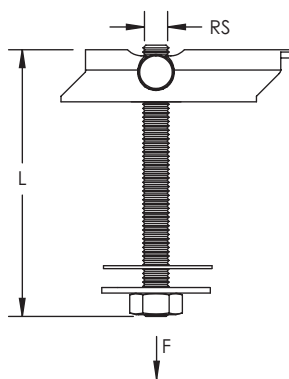
- Complete with rod, nut, washer and load distribution block
- Threaded rod is secured against unintentional removal
- Approved for use in stationary fire protection systems (for pipes up to 2")

Material: Steel
Finish: Electrogalvanized




Part Number	Article Number	Rod Size RS	Length L	Drill Bit Diameter	Static Load F	Ultimate Static Load F	Certifications
MTVB8100	584455	M8	100 mm	22 mm	800 N	20 kN	VdS
MTVB8200	584456	M8	200 mm	22 mm	800 N	20 kN	VdS
MTVB10100	584465	M10	100 mm	25 mm	800 N	20 kN	FM, VdS
MTVB10200	584466	M10	200 mm	25 mm	800 N	20 kN	FM, VdS

Static Load represents the maximum recommended load when fixed to a trapezoidal sheet. The Ultimate Static Load value does not take into account the load-bearing characteristics of the supporting material. The appropriate safety factor is to be added to this load rating



Non-Drilling/-Penetrating

UBH CONCRETE BEAM CLAMP



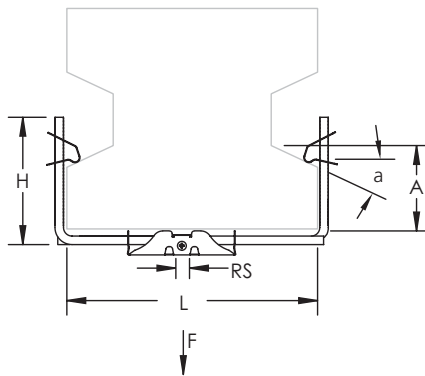
FEATURES

- Complete beam clamp assembly for hanging from large I-shaped concrete beams

Material: Steel
Finish: Electrogalvanized


Part Number	Article Number	Rod Size RS	Length L	Height H	A	Angle a	Static Load 1 F1	Static Load 2 F2
UBH350M6	190530	M6	200 – 350 mm	170 mm	3 – 110 mm	0° – 40°	750 N	500 N
UBH500M6	190540	M6	350 – 500 mm	210 mm	3 – 150 mm	0° – 40°	750 N	500 N
UBH350M8	190490	M8	200 – 350 mm	170 mm	3 – 110 mm	0° – 40°	750 N	500 N
UBH500M8	190500	M8	350 – 500 mm	210 mm	3 – 150 mm	0° – 40°	750 N	500 N

Static Load 1 represents 0° to 20° angle. Static Load 2 represents 20° to 40° angle



Non-Drilling/-Penetrating

UBHT CONCRETE BEAM CLAMP WITH CANTILEVER ARM



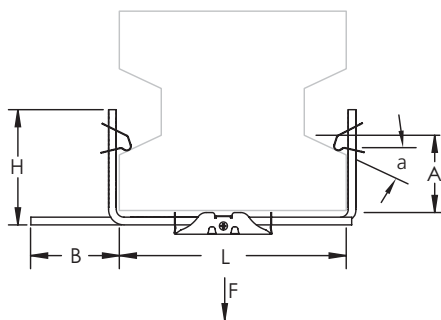
FEATURES

- Under beam attachment
- Rod extends past beam to support basket tray

Material: Steel
Finish: Electrogalvanized

Part Number	Article Number	Length L	Height H	A	B	Angle a	Static Load 1 F1	Static Load 2 F2
UBHT350	190510	200 – 350 mm	170 mm	3 – 110 mm	125 – 275 mm	0° – 40°	750 N	500 N
UBHT500	190520	350 – 500 mm	210 mm	3 – 150 mm	125 – 275 mm	0° – 40°	750 N	500 N

Static Load 1 represents 0° to 20° angle. Static Load 2 represents 20° to 40° angle



Non-Drilling/-Penetrating

FEATURED PRODUCTS



UBHT Concrete Beam Clamp
with Cantilever Arm



Works great with



Wire Cable Tray Clip
for UBHT Series



nVent CADDY Anchoring Solutions



Non-Drilling/-Penetrating

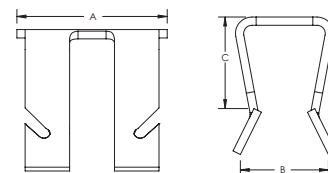
FEATURED PRODUCTS

WIRE CABLE TRAY CLIP FOR UBHT SERIES



Material: Spring Steel
Finish: nVent CADDY Armour

Part Number	Article Number	A	B	C
UBHBTC	190620	18.1 mm	6.6 mm	12.6 mm



FEATURES

- Easily attaches wire cable tray to UBHT Concrete Beam Clamp with Cantilever Arm
- No tools or fasteners needed; fast snap-on installation



Non-Drilling/-Penetrating



METAL STRAP



FEATURES

- Provides variable fastening on poles, masts and pipes

Material: Stainless Steel 302 (EN 1.4324)

Part Number	Article Number	Strap Width	Thickness T
FXBF10X50MS2	591200	10.0 mm	0.7 mm
FXBF12X50MS2	591210	12.7 mm	0.7 mm
FXBF16X50MS2	591220	16.0 mm	0.7 mm
FXBF20X50MS2	591230	20.0 mm	0.7 mm



Non-Drilling/-Penetrating

STANDARD DUTY STRAP BUCKLE



FEATURES

- L Clip to secure Fixoband strapping

Material: Stainless Steel 302 (EN 1.4324)

Part Number	Article Number	Strap Width
FXBC10S2	591070	10 mm
FXBC20S2	591080	20 mm



HEAVY DUTY STRAP BUCKLE



FEATURES

- Clip to secure Fixoband strapping
- For strapped looped in single or double layer

Material: Stainless Steel 302 (EN 1.4324)

Part Number	Article Number	Strap Width
FXBB10S2	591250	10.0 mm
FXBB12S2	591260	12.7 mm
FXBB16S2	591270	16.0 mm
FXBB20S2	591280	20.0 mm

Non-Drilling/-Penetrating



nVent CADDY Anchoring Solutions

STRAP TENSIONING TOOL



FEATURES

- Banding tensioning tool
- Stainless steel banding, stainless steel serrated buckle and stainless buckle sold separately


Material: Stainless Steel 304 (EN 1.4301)

Part Number	Article Number
FXBT00L	591290



Non-Drilling/-Penetrating

SIGN SUPPORT BRACKET FOR ROUND POLE, ONE HOLE

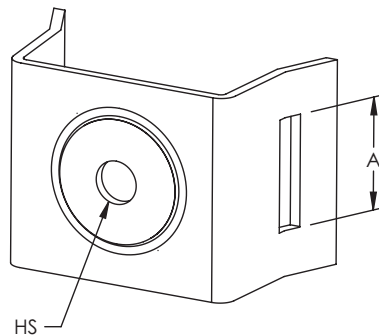


FEATURES

- Flared leg design provides a secure fit, locking each leg in place
- Attachment support for Fixoband
- Stainless steel washers and bolts included

Material: Stainless Steel 302 (EN 1.4324)

Part Number	Article Number	Hole Size HS	Hole Type	A
FXB20S2	350100	M8	Threaded	20 mm



Non-Drilling/-Penetrating



nVent CADDY Anchoring Solutions

SIGN SUPPORT BRACKET FOR ROUND POLE, TWO HOLE

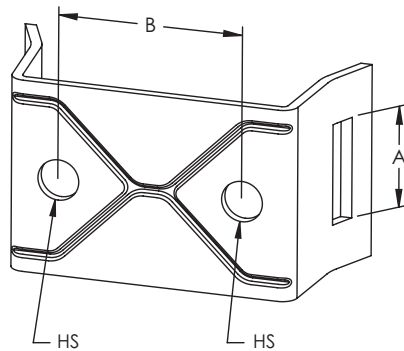


FEATURES

- Flared leg design provides a secure fit, locking each leg in place
- Attachment support for Fixoband
- Stainless steel washers and bolts included


Material: Stainless Steel 302 (EN 1.4324)

Part Number	Article Number	Hole Size HS	Hole Type	A	B
FXB22S2	350120	M8	Threaded	20 mm	38 mm



Non-Drilling/-Penetrating

SIGN SUPPORT BRACKET FOR FLAT SURFACE, ONE HOLE

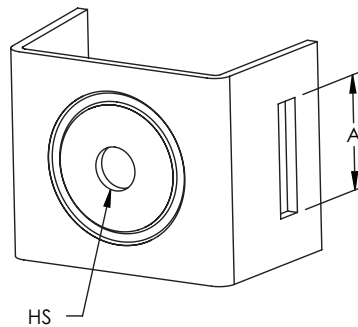


FEATURES

- Straight leg design, should be used when mounting on a flat surface
- Attachment support for Fixoband
- Stainless steel washers and bolts included

Material: Stainless Steel 302 (EN 1.4324)

Part Number	Article Number	Hole Size HS	Hole Type	A
FXB21S2	350110	M8	Threaded	20 mm



Non-Drilling/-Penetrating



nVent CADDY Anchoring Solutions

SIGN SUPPORT BRACKET FOR FLAT SURFACE, TWO HOLE

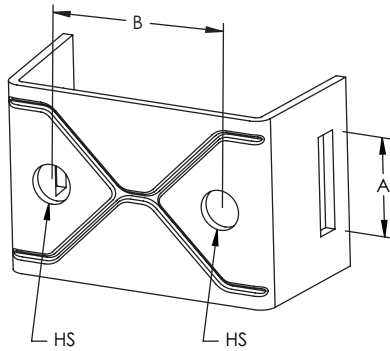


FEATURES

- Straight leg design, should be used when mounting on a flat surface
- Attachment support for Fixoband
- Stainless steel washers and bolts included

Material: Stainless Steel 302 (EN 1.4324)

Part Number	Article Number	Hole Size HS	Hole Type	A	B
FXB23S2	350130	M8	Threaded	20 mm	38 mm



Non-Drilling/-Penetrating

SIGN SUPPORT BRACKET WITH SLOTTED HOLES

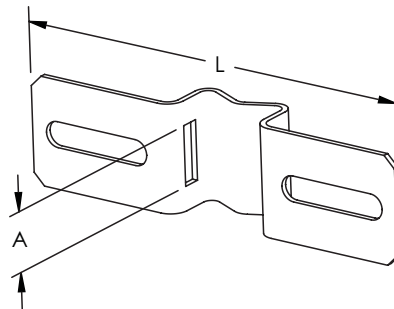


FEATURES

- Attachment support for Fixoband

Material: Stainless Steel 302 (EN 1.4324)

Part Number	Article Number	Length L	A
FXB25S2	350150	90 mm	20 mm
FXB24S2	350140	140 mm	20 mm



Non-Drilling/-Penetrating



nVent CADDY Anchoring Solutions

UNICBAND SIGN SUPPORT BRACKET

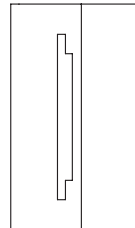
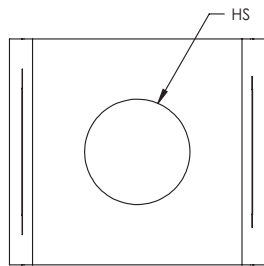


FEATURES

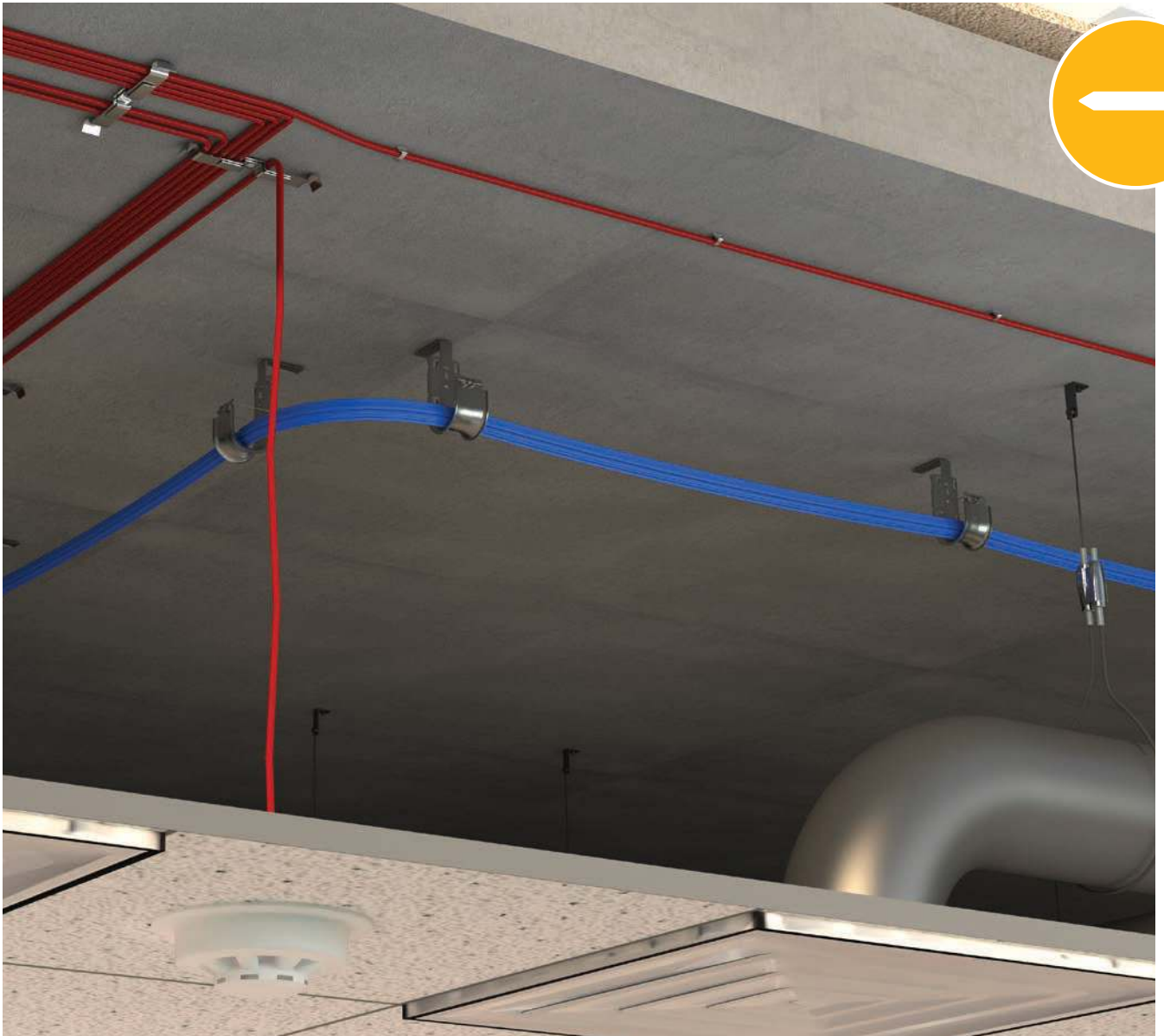
- Attachment support for Fixoband
- Pipe or cable can be supported using the CR – Pipe/Cable Clamps
- Flared leg design provides a secure fit, locking each leg in place

Material: Steel
Finish: Electrogalvanized

Part Number	Article Number	Strap Width	Hole Size HS
U3U409EG	188460	20 mm Max	14 mm



nVent CADDY Nail Solutions



nVent CADDY Nail Solutions









**Powder-Actuated
Nail Guns**










**Hammer-on Concrete
Nail with Collar**



**Battery-/Gas-Actuated
Nail Guns**

	
Electrical/Datacom	Noise Reduction
	
Mechanical	Tool-Free
	
cULus UL Listing	
	
Compatible with Nailers	








Overview Table

Type of Installations		Powder-Actuated Nail Guns		Battery/Gas-Actuated Nail Guns ¹	
		Speed Link SLK with Shot-Fire Bracket	Cat HP J-Hook with Shot-Fire Bracket	Metal Pressure Clip	Nail Gun Insert
					
	Concrete	✓	✓	✓	✓
	Lightweight Concrete	✓	✓	✓	✓
	Concrete over Steel Deck	✓	✓	✓	✓
	Concrete Masonry (CMU)	✓	✓	✓	✓
	A36 Structural Steel	✓	✓	✓	✓
Certifications & Approvals	 Luminaire Fittings	✓			
Material & Finish	Plain Steel				
	Electrogalvanized Steel	✓	✓		
	Spring Steel and nVent CADDY Armour			✓	
	Nylon				✓
	Polypropylene				
Compatible Nail Guns		Works with Powers® C4CZ, Simpson® GCN-MEPKT, SPIT® P1000, P200, P2201, P3500 / PA3500, P35s, P45, P60, P7201, Sniper; Ramset® 721, Cobra, D45 / D60 / D60L, M70, SA270, T3SS, TS750P, TS60P, Viper; Hilti® DX35, DX350 / DX351 / DX36M, DX100 / DX200, DX460, DXA40, DXA41, DXE72 / DX400; Würth Diva-1, BST-1, BST-2 or equivalent nail guns.			Works with BEA CN60-688ES, Hilti® BX 3, GX 3, Powers® Trak-It C3, SPIT® PULSA 800E, 700, 1000 or equivalent nail guns.
Applications	 Electrical/Datacom	✓	✓	✓	✓
	 Mechanical	✓			✓

¹ Nail not included. For any further installation instructions, please consult the nail manufacturer's website.

² Please refer to the Plastic Solutions (see pages 84, 116) of this brochure to learn more about this solution.

³ Please refer to the Plastic Solutions (see page 107) of this brochure to learn more about this solution.

							Hammer
Double Cable Bracket for Nail Gun ²	Connecting Plate for Nail Gun ³	Speed Link SLK with Nail Gun Bracket	Cat HP J-Hook with Nail Gun Bracket	Thread Install Rod Hanger with Nail Gun Bracket	Angle Bracket with Nail Gun Bracket	HIB Concrete Nail with Collar	
							
✓	✓	✓	✓	✓	✓	✓	
✓	✓	✓	✓	✓	✓	✓	
✓	✓	✓	✓	✓	✓	✓	
✓	✓	✓	✓	✓	✓	✓	
✓	✓	✓	✓	✓	✓	✓	
						✓	
		✓	✓	✓	✓		
	✓	✓	✓	✓	✓		
✓							
Works with the majority of nailers including Hilti® BX3-ME, Hilti® GX3-ME, SPIT® PULSA 700E, SPIT® PULSA 800E, Würth DIGA CS-2 POWER or equivalent nail guns.		Works with BEA CN60-688ES, Hilti® BX 3, GX 3, Powers® Trak-It C3, SPIT® PULSA 800E, 700, 1000 or equivalent nail guns.					
✓	✓	✓	✓	✓	✓	✓	
		✓		✓	✓	✓	



nVent CADDY Nail Solutions



Powder-Actuated Nail Guns

SPEED LINK SLK WITH SHOT-FIRE BRACKET



FEATURES

- Complete system includes wire, locking device and shot-fire bracket with pre-assembled drive pin from Powers Fasteners, Inc.
- Quickly and easily attaches to concrete, steel or composite metal decking
- Integrated pin installs easily using powder-actuated or single-shot gas-actuated tools
- ICC-ES ESR-2024 evaluation report available for drive pin from Powers Fasteners, Inc

Material: Steel; Zinc Alloy; Polypropylene
 Finish: Electrogalvanized
 Static Load Safety Factor: 5:1
 Complies with: SMACNA HVAC-DCS

Wire Rope Diameter: 1.5 mm



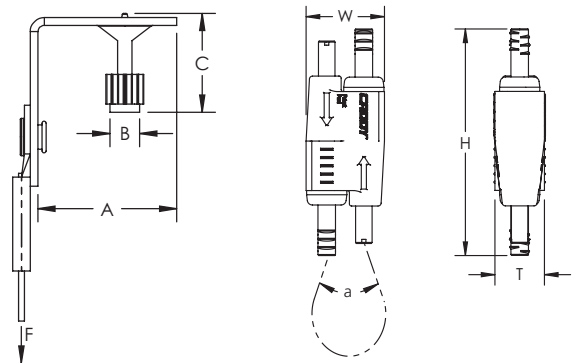
Part Number	Article Number	Wire Rope Length	A	B	C	Static Load F
SLK15L1SF	196517	1 m	37.5 mm	7.6 mm	31.8 mm	195 N
SLK15L2SF	196518	2 m	37.5 mm	7.6 mm	31.8 mm	195 N
SLK15L3SF	196519	3 m	37.5 mm	7.6 mm	31.8 mm	195 N
SLK15L5SF	196520	5 m	37.5 mm	7.6 mm	31.8 mm	195 N

Wire Rope Diameter: 2 mm

Part Number	Article Number	Wire Rope Length	A	B	C	Static Load F
SLK2L2SF	196546	2 m	37.5 mm	7.6 mm	31.8 mm	440 N
SLK2L5SF	196548	5 m	37.5 mm	7.6 mm	31.8 mm	440 N

Height H	Width W	Thickness T	Angle a
55 mm	19 mm	12.5 mm	90° Max

Uses Powers Fasteners, Inc. part number 50032.
 Static load was established based on a 1" (25.4 mm) embedment depth and 3,000 psi (20.68 MPa) lightweight concrete. For variations in embedment and material please consult www.powers.com.
 Pre-assembled drive pin from Powers Fasteners, Inc. works with Powers® C4CZ, Simpson® GCN-MEPKT, SPIT® P1000, P200, P2201, P3500 / PA3500, P35s, P45, P60, P7201, Sniper; Ramset® 721, Cobra, D45 / D60 / D60L, M70, SA270, T3SS, TS750P, TS60P, Viper; Hilti® DX35, DX350 / DX351 / DX36M, DX100 / DX200, DX460, DXA40, DXA41, DXE72 / DX400; Würth Diva-1, BST-1, BST-2 or equivalent nailers.
 For shot-fired supports in seismic design category D, E, or F, maximum load is the lesser of 90 lb (400 N) or the published load.



Powder-Actuated Nail Guns

nVent CADDY CAT HP J-HOOK WITH SHOT-FIRE BRACKET



FEATURES

- Provides optimal support for high-performance data cable, up to and including Cat 5e, Cat 6, Cat 6A, Cat 7 and fibre optic
- Complete with shot-fire bracket and pre-assembled drive pin from Powers Fasteners, Inc.
- Quickly and easily attaches to concrete, steel or composite metal decking
- Integrated pin installs easily using powder-actuated or single-shot gas-actuated tools
- Rounded edges on J-Hooks provide proper bend radius support for high performance data cables
- Provides superior fill capacity and load rating over most other non-continuous cable support alternatives
- Complies with EN 50174-2
- Meets ISO®/IEC 14763-2, ANSI®/TIA 568 and ANSI®/TIA 569
- ICC-ES ESR-2024 evaluation report available for drive pin from Powers Fasteners, Inc.

Material: Steel

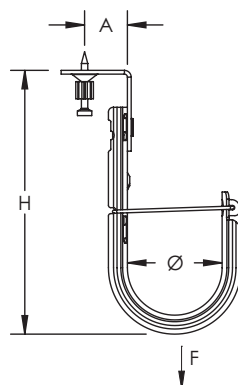
Finish: Electrogalvanized; Pregalvanized

Part Number	Article Number	Diameter Ø	Area	Cable Capacity, Cat 5e	Cable Capacity, Cat 6	Cable Capacity, Cat 6A	Height H	A	Static Load F
CAT16HPSF	181673	25 mm	690 mm ²	20	15	10	120.7 mm	33 mm	270 N

Uses Powers Fasteners, Inc. part number 50032.

Static load was established based on a 1" (25.4 mm) embedment depth and 3,000 psi (20.68 MPa) lightweight concrete. For variations in embedment and material please consult www.powers.com.

Pre-assembled drive pin from Powers Fasteners, Inc. works with Powers® C4CZ, Simpson® GCN-MEPKT, SPIT® P1000, P200, P2201, P3500 / PA3500, P35s, P45, P60, P7201, Sniper; Ramset® 721, Cobra, D45 / D60 / D60L, M70, SA270, T3SS, TS750P, TS60P, Viper; Hilti® DX35, DX350 / DX351 / DX36M, DX100 / DX200, DX460, DXA40, DXA41, DXE72 / DX400; Würth Diva-1, BST-1, BST-2 or equivalent nailers.



Battery-/Gas-Actuated Nail Guns



METAL PRESSURE CLIP



nVent CADDY Nail Solutions



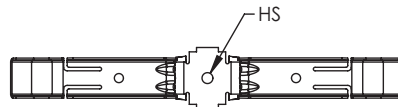
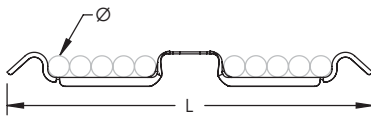
FEATURES

- Ideal for smaller runs of cable
- Flexible clip retains shape and allows for cables to be inserted after installation
- Rounded edges help prevent cable damage
- Cables are neatly installed providing a consistent and professional appearance
- Low-profile allows for installations in tight spaces

Material: Spring Steel
Finish: nVent CADDY Armour

Part Number	Article Number	Cable Capacity	Diameter Ø	Hole Size HS	Length L
PKM10H3	182044	10	10 mm Max	4.8 mm	171.5 mm
PKM16H3	182046	16	10 mm Max	4.8 mm	233.5 mm












Supports cable diameters up to ½" (13 mm) when installed with a standard ¼" (6 mm) washer.



Battery-/Gas-Actuated Nail Guns

The nVent CADDY portfolio offers the right installation solution that meets the different needs of each contractor and ensures project efficiency. As indicated in the table below with a cable support installation example, different installation methods can be chosen by combining our product portfolio with the nVent CADDY Concrete Structures Solutions:



Fixing Method	 				
Installation					
	PKM10H3 (182044) installed with a Battery/Gas-actuated Nail Gun	PKM10H6IN (182048) installed with nVent CADDY Light Duty Push-in Anchor (800070)	PKM10H6IN (182048) installed with nVent CADDY Light Duty Expansion Anchor (800071)	PKM10H6IN (182048) installed with nVent CADDY BSZ-SU Concrete Screw (402605)	PKM10H6IN (182048) installed with nVent CADDY Threaded Nail Anchor (402601)
Speed of installation ¹	+++ 2 secs	++ 6 secs	+ 13 secs	- 18 secs	-- 30 secs
Static load of the anchoring solution only ²	-- 0.05 kN on cracked and non-cracked concrete C20/25 – C35/45*	--- 0.032 kN on cracked and non-cracked concrete C20/25 – C50/60	++ 1.4 kN on cracked and non-cracked concrete C20/25 – C50/60	+ 0.6 kN on cracked and non-cracked concrete C20/25 – C50/60	+++ 2.81 kN on cracked and non-cracked concrete C20/25 – C50/60
Embedment depth required ³	--- 12 mm*	+ 35 mm	++ 45 mm	+ 35 mm	- 30 mm
Fire-rating	No	Yes Fire-rated R30 – R120 	Yes Fire-rated R30 – R120 	Yes Fire-rated R30 – R120 	Yes Fire-rated R30 – R120 
Comments	No predrill required	Once the 6 mm hole is drilled, the installation is done by hand/with the push of a thumb	Once the 6 mm hole is drilled, the installation is done with the strike of a hammer	6 mm hole	6 mm hole

* Based on a standard nail with a 20 mm long shank.

¹ + means fast and - means slow.

² + means it is designed for heavier-duty applications and - means it is designed for lighter-duty applications.

³ + means it requires a bigger embedment depth and - means it requires a shorter embedment depth.



nVent CADDY Nail Solutions



Battery-/Gas-Actuated Nail Guns



FEATURED PRODUCTS

1

nVent CADDY Nail Solutions



Metal Pressure Clip



Works great with



- IGBSF
- Nylon insert
- Halogen-free



Battery-/Gas-Actuated Nail Guns

FEATURED PRODUCTS

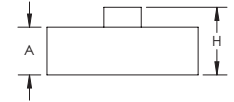
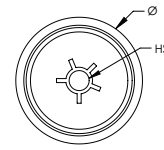
NAIL GUN INSERT



Material: Nylon

Part Number	Article Number	Hole Size HS	Diameter Ø	Height H	A
IGBSF	182052	3 mm	19 mm	8.5 mm	6 mm

Nail gun insert is compatible with BeA® CN60-688ES, Hilti® BX 3, GX 3, Powers® Trak-It C3, SPIT® PULSA 800E, 700, 1000 or equivalent nailers.



FEATURES

- Clips onto nozzle of gas or battery-actuated nail guns allowing for hands-off installation at structure or from the floor using a pole
- Ideal for fastening junction boxes, electrical boxes and cable trunking
- Helps prevent damage when fastening to brittle materials
- Works with nVent CADDY Metal Pressure Clip
- Halogen free



Battery-/Gas-Actuated Nail Guns



DOUBLE CABLE BRACKET FOR NAIL GUN



nVent CADDY Nail Solutions



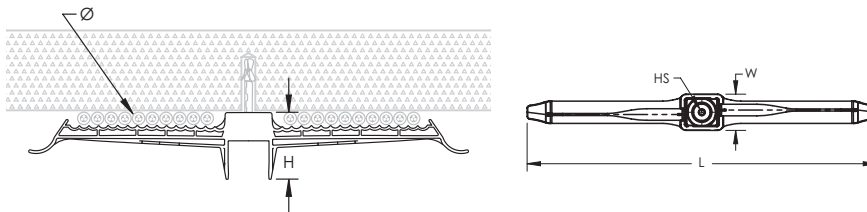
FEATURES

- Ideal for smaller runs of cable
- Up to three plastic conduit clips can be attached to the bracket allowing the support of cables and conduits using a single hole in the concrete
- Flexible clip retains shape and allows for cables to be inserted after installation
- Cables are neatly installed providing a consistent and professional appearance
- Halogen free
- UV-stabilized

Material: Polypropylene
 Temperature: from -10 to +85°C

Part Number	Article Number	Cable Capacity	Diameter Ø	Height H	Length L	Width W	Hole Size HS
SCKBS20	800042	20	10 mm Max	36 mm	235 mm	24 mm	3.5 mm

Works with the majority of nailers including Hilti® BX3-ME, Hilti® GX3-ME, SPIT® PULSA 700E, SPIT® PULSA 800E, Würth DIGA CS-2 POWER or equivalent nail guns.



Battery-/Gas-Actuated Nail Guns

SPEED LINK SLK WITH NAIL GUN BRACKET



FEATURES

- Complete system includes wire, locking device and concrete nail gun insert bracket
- Clips onto nozzle of gas or battery-actuated nail guns allowing for hands-off installation at structure or from the floor using a pole
- Longer leg angle bracket for tool clearance
- Quickly and easily attaches to concrete, steel or composite metal decking

Material: Steel; Zinc Alloy; Polypropylene; Nylon
 Finish: Electrogalvanized
 Static Load Safety Factor: 5:1

Wire Rope Diameter: 1.5 mm

Part Number	Article Number	Wire Rope Length	A	B	Static Load F
SLK15L2GBSF	197812	2 m	38 mm	25.5 mm	195 N
SLK15L3GBSF	197813	3 m	38 mm	25.5 mm	195 N

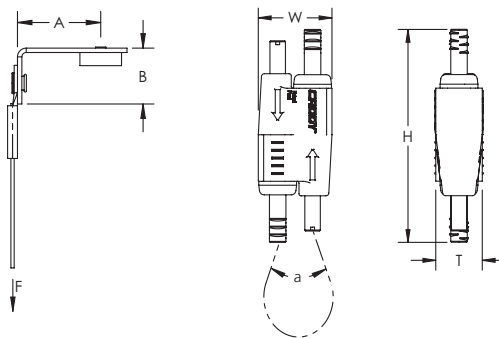
Wire Rope Diameter: 2.0 mm

Part Number	Article Number	Wire Rope Length	A	B	Static Load F
SLK2L2GBSF	197814	2 m	38 mm	25.5 mm	440 N
SLK2L3GBSF	197815	3 m	38 mm	25.5 mm	440 N

Height H	Width W	Thickness T	Angle a
55 mm	19 mm	12.5 mm	90° Max

Static Load represents the static load of the nail gun insert assembly. Please consult with the nail manufacturer to evaluate the static load of the nail and type of concrete used for the installation. Maximum load is the lesser of the static load from the nail manufacturer or the published load for the assembly.

Nail gun insert is compatible with BeA® CN60-688ES, Hilti® BX 3, GX 3, Powers® Trak-It C3, SPIT® PULSA 800E, 700, 1000 or equivalent nailers.



nVent CADDY Nail Solutions



Battery-/Gas-Actuated Nail Guns

CAT HP J-HOOK WITH NAIL GUN BRACKET



FEATURES

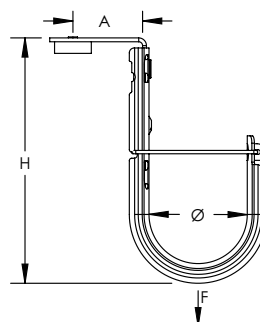
- Provides optimal support for high-performance data cable, up to and including Cat 5e, Cat 6, Cat 6A, Cat 7 and fibre optic
- Complete with concrete nail gun insert bracket
- Clips onto nozzle of gas or battery-actuated nail guns allowing for hands-off installation at structure or from the floor using a pole
- Longer leg angle bracket for tool clearance
- Quickly and easily attaches to concrete, steel or composite metal decking
- Rounded edges on J-Hooks provide proper bend radius support for high performance data cables
- Provides superior fill capacity and load rating over most other non-continuous cable support alternatives
- Complies with EN 50174-2
- Meets ISO®/IEC 14763-2, ANSI®/TIA 568 and ANSI®/TIA 569

Material: Steel; Nylon
Finish: Electrogalvanized; Pregalvanized

Part Number	Article Number	Diameter Ø	Area	Cable Capacity, Cat 5e	Cable Capacity, Cat 6	Cable Capacity, Cat 6A	Height H	A	Static Load F
CAT16HPGBSF	180811	25 mm	690 mm ²	20	15	10	110 mm	35.6 mm	270 N
CAT32HPGBSF	180821	50 mm	2,561 mm ²	90	60	35	127 mm	35.6 mm	270 N

Static Load represents the static load of the nail gun insert assembly. Please consult with the nail manufacturer to evaluate the static load of the nail and type of concrete used for the installation. Maximum load is the lesser of the static load from the nail manufacturer or the published load for the assembly.

Nail gun insert is compatible with BeA® CN60-688ES, Hilti® BX 3, GX 3, Powers® Trak-It C3, SPIT® PULSA 800E, 700, 1000 or equivalent nailers.



Battery-/Gas-Actuated Nail Guns

THREAD INSTALL ROD HANGER WITH NAIL GUN BRACKET



FEATURES

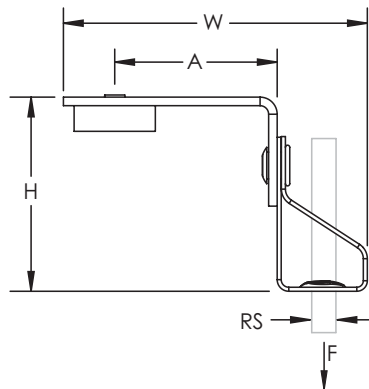
- Suspends threaded rod without the need for additional hardware
- Complete with concrete nail gun insert bracket
- Clips onto nozzle of gas or battery-actuated nail guns allowing for hands-off installation at structure or from the floor using a pole
- Longer leg angle bracket for tool clearance
- Quickly and easily attaches to concrete, steel or composite metal decking

Material: Steel; Spring Steel; Nylon
Finish: nVent CADDY Armour; Electrogalvanized

Part Number	Article Number	Rod Size RS	Height H	Width W	A	Static Load F
M10TIBGBSF	170916	M10	60 mm	59 mm	38 mm	440 N
M8TIBGBSF	170906	M8	60 mm	59 mm	38 mm	440 N

Static Load represents the static load of the nail gun insert assembly. Please consult with the nail manufacturer to evaluate the static load of the nail and type of concrete used for the installation. Maximum load is the lesser of the static load from the nail manufacturer or the published load for the assembly.

Nail gun insert is compatible with BeA® CN60-688ES, Hilti® BX 3, GX 3, Powers® Trak-It C3, SPIT® PULSA 800E, 700, 1000 or equivalent nailers.



Battery-/Gas-Actuated Nail Guns

ANGLE BRACKET WITH NAIL GUN BRACKET



FEATURES

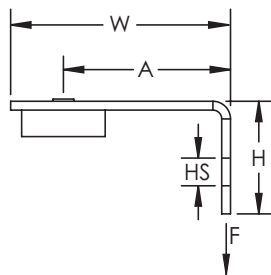
- Provides an attachment point for nVent CADDY Speed Link assemblies, wire, S-hooks, or chain
- Complete with concrete nail gun insert bracket
- Clips onto nozzle of gas or battery-actuated nail guns allowing for hands-off installation at structure or from the floor using a pole
- Longer leg angle bracket for tool clearance
- Quickly and easily attaches to concrete, steel or composite metal decking

Material: Steel; Nylon
Finish: Electrogalvanized

Part Number	Article Number	Hole Size HS	Height H	Width W	A	Static Load F
ABGBSF	173446	7.1 mm	25.5 mm	50 mm	38 mm	440 N

Static Load represents the static load of the nail gun insert assembly. Please consult with the nail manufacturer to evaluate the static load of the nail and type of concrete used for the installation. Maximum load is the lesser of the static load from the nail manufacturer or the published load for the assembly.

Nail gun insert is compatible with BeA® CN60-688ES, Hilti® BX 3, GX 3, Powers® Trak-It C3, SPIT® PULSA 800E, 700, 1000 or equivalent nailers.



Hammer-on Concrete Nail with Collar

HIB CONCRETE NAIL WITH COLLAR

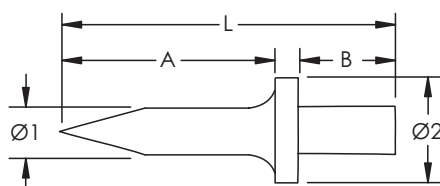


FEATURES

- For direct fixing into concrete

Material: Steel
Finish: Plain

Part Number	Article Number	Length L	Diameter 1 Ø1	Diameter 2 Ø2	A	B
NAIL04X14	400426	23 mm	4 mm	7.9 mm	14 mm	8 mm
NAIL04X18	400427	27 mm	4 mm	7.9 mm	18 mm	8 mm



HIBT NAIL DRIVE TOOL



FEATURES

- Hammer In tool for HIB nails

Material: Steel; Polyvinylchloride
Finish: Electrogalvanized

Part Number	Article Number
NAILTOOL	400428

Hammer-on Concrete Nail with Collar

FEATURED PRODUCTS




HIB Concrete Nail with Collar




HIBT Nail Drive Tool




Works great with




ABP Perforated Strap with Rounded Edge, Standard Duty



BP Perforated Strap with Straight Edge, Light Duty



SBP Perforated Strap with Straight Edge, Standard Duty



SBP-C Perforated Strap with Straight Edge, Plastic Coated



Hammer-on Concrete Nail with Collar

FEATURED PRODUCTS

ABP PERFORATED STRAP WITH ROUNDED EDGE, STANDARD DUTY



Material: Steel
Finish: Pregalvanized


Part Number	Article Number	Width	Length	Thickness	Hole Size	Static Load
ABP12PG	583920	12 mm	10 m	0.8 mm	5 mm	560 N
ABP17PG	583930	17 mm	10 m	0.8 mm	7 mm	800 N
ABP26PG	583940	26 mm	10 m	1.0 mm	8 mm	1,800 N

FEATURES

- Steel perforated mounting strap
- Enclosed in plastic case

Material: Stainless Steel 304 (EN 1.4301)

Part Number	Article Number	Width	Length	Thickness	Hole Size	Static Load
ABP12S4	584020	12 mm	10 m	0.8 mm	5 mm	700 N



BP PERFORATED STRAP WITH STRAIGHT EDGE, LIGHT DUTY

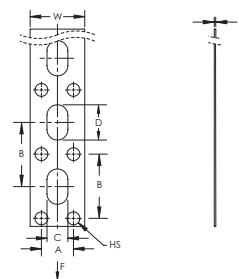



Material: Steel
Finish: Pregalvanized

Part Number	Article Number	Width W	Thickness T	Hole Size HS	A	B	C	D	Static Load F
BP17PG	591350	17 mm	0.6 mm	3 mm	10 mm	20 mm	6.5 mm	11 mm	500 N
BP25PG	591360	25 mm	0.8 mm	4 mm	15 mm	33 mm	8.5 mm	21 mm	750 N

FEATURES

- Strapping to support cable or conduit runs



Hammer-on Concrete Nail with Collar

FEATURED PRODUCTS

1

nVent CADDY Nail Solutions

SBP PERFORATED STRAP WITH STRAIGHT EDGE, STANDARD DUTY

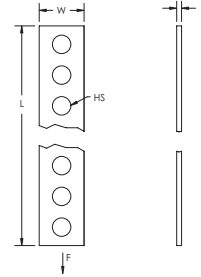


Material: Steel
Finish: Pregalvanized

Part Number	Article Number	Width W	Length L	Thickness T	Hole Size HS	Static Load F
SBP17	400429	17 mm	10 m	1 mm	6.5 mm	800 N

FEATURES

- Enclosed in plastic case

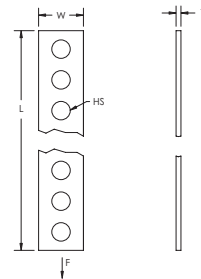


SBP-C PERFORATED STRAP WITH STRAIGHT EDGE, PLASTIC COATED




Material: Steel; Polyvinylchloride
Finish: Pregalvanized


Part Number	Article Number	Width W	Length L	Thickness T	Hole Size HS	Static Load F
SBPC19	400430	19 mm	10 m	3 mm	6.5 mm	750 N



nVent CADDY Metal Decking Solutions




nVent CADDY Metal Decking Solutions




Dovetail Mount Cable Snap Clip Adaptor



Multi-Cable to Deck Clip




Dovetail Deck Hanger



Wedge Nuts

Overview Table

		Some Popular Metal Deckings	SCD 12-17 188170	SCD 17-22 188180	QSC 12-17 188175	QSC 17-22 188185	GTD 12-17 160340	GTD 17-22 160470
								
Some Metal Decking Manufacturers		Comflor 51+	✓		✓		✓	✓
		Comflor 60/75	✓		✓		✓	
		Comflor 80/95	✓		✓		✓	
		Ribdeck 80	✓		✓		✓	
		R51+	✓		✓		✓	✓
		Multideck 50	✓		✓		✓	✓
		Metfloor 55	✓		✓		✓	✓
	Thread Size		-	-	-	-	M10	M10
	Applications		Cable or conduit support		Cable Support			
Application Type		Electrical/ Datacom	✓	✓	✓	✓	✓	✓
		Mechanical					✓	✓

	HW4 187260	HW6 187270	HW8 187280	HW10 187290	HW12 187300	PHWC6 196240	PHWC8 196250
							
	✓	✓	✓	✓	✓		
						✓	✓
						✓	✓
						✓	✓
	✓	✓	✓	✓	✓		
	✓	✓	✓	✓	✓		
	✓	✓	✓	✓	✓		
	M4	M6	M8	M10	M12	M6	M8
	Threaded rod or threaded component support						
	✓	✓	✓	✓	✓	✓	✓
	✓	✓	✓	✓	✓	✓	✓



Dovetail Mount Cable Snap Clip Adaptor

SCD DOVETAIL MOUNT CABLE SNAP CLIP ADAPTOR

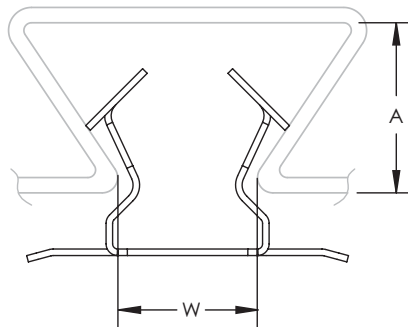


FEATURES

- Adaptor to fix up to two 24SC snap clips to a dovetail deck
- Provides support for low voltage cables


Material: Spring Steel
Finish: nVent CADDY Armour

Part Number	Article Number	Width W	A
SCD1217	188170	12 – 17 mm	14 mm Min
SCD1722	188180	17 – 22 mm	14 mm Min



Dovetail Mount Cable Snap Clip Adaptor

SC CABLE SNAP CLIP

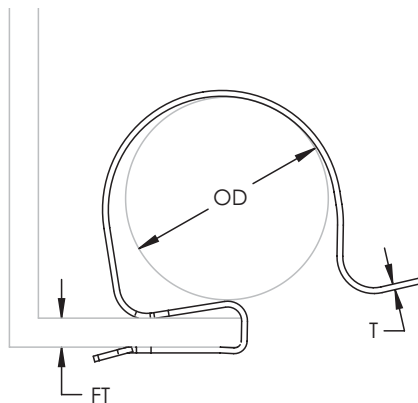


FEATURES

- Easily combines with SCD Dovetail Mount Cable Snap Clip Adaptor to support cable from dovetail metal decking
- Easily supports cable from flanges
- Requires only a hammer to install


Material: Spring Steel
Finish: nVent CADDY Armour

Part Number	Article Number	Flange Thickness FT	Outer Diameter OD	Thickness T	Standard Packaging Quantity
24SC67	187510	2 – 4 mm	6 – 7 mm	0.6 mm	100 pc
24SC78	187710	2 – 4 mm	7 – 8 mm	0.6 mm	100 pc
24SC89	187530	2 – 4 mm	8 – 9 mm	0.6 mm	100 pc
24SC910	187750	2 – 4 mm	9 – 10 mm	0.6 mm	100 pc
24SC1011	187550	2 – 4 mm	10 – 11 mm	0.6 mm	100 pc
24SC1011R25	191001	2 – 4 mm	10 – 11 mm	0.6 mm	4 x 25 pc
24SC1214	187570	2 – 4 mm	12 – 14 mm	0.6 mm	100 pc
24SC1214R25	191002	2 – 4 mm	12 – 14 mm	0.6 mm	4 x 25 pc
24SC1518	187590	2 – 4 mm	15 – 18 mm	0.6 mm	100 pc
24SC1518R25	191003	2 – 4 mm	15 – 18 mm	0.6 mm	4 x 25 pc
24SC1924	187610	2 – 4 mm	19 – 24 mm	0.6 mm	100 pc
24SC1924R25	191004	2 – 4 mm	19 – 24 mm	0.6 mm	4 x 25 pc
24SC2530	187630	2 – 4 mm	25 – 32 mm	0.6 mm	100 pc
24SC2530R25	191005	2 – 4 mm	25 – 32 mm	0.6 mm	4 x 25 pc



Multi-Cable to Deck Clip

SCD MULTI-CABLE TO DECK CLIP

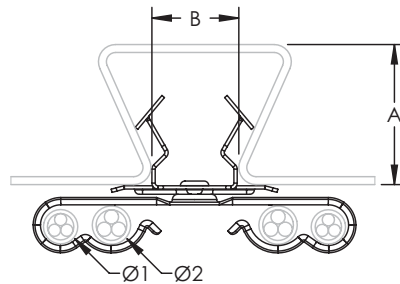


FEATURES

- Provides support for low voltage cables
- Flared edges for cable protection
- Rotates 360 degrees to support various directional runs of cable
- No tools required for installation

Material: Spring Steel
Finish: nVent CADDY Armour

Part Number	Article Number	Cable Capacity	Diameter 1 Ø1	Diameter 2 Ø2	A	B
SCD1217QSC	188175	4	7 – 8 mm	8 – 12 mm	14 mm Min	12 – 17 mm
SCD1722QSC	188185	4	7 – 8 mm	8 – 12 mm	14 mm Min	17 – 22 mm



Dovetail Deck Hanger

GTD DOVETAIL DECK HANGER

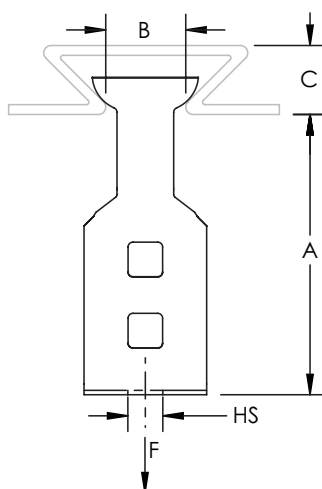


FEATURES

- Supports rod from decking


Material: Spring Steel
Finish: nVent CADDY Armour

Part Number	Article Number	Hole Size HS	Hole Type	A	B	C	Static Load F
M10GTD1217	160340	M10	Threaded	55 mm	12 – 17 mm	14 mm Min	900 N
M10GTD1722	160370	M10	Threaded	55 mm	17 – 22 mm	16 mm Min	900 N



Wedge Nuts

HW WEDGE NUT FOR DOVETAIL DECK HANGER

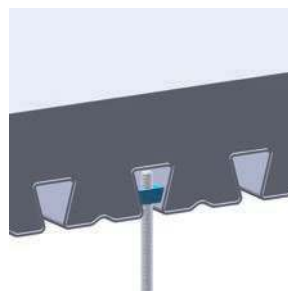
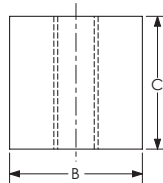
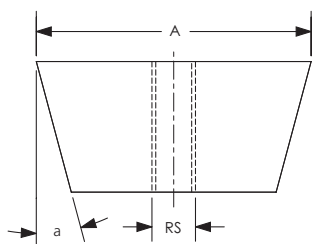


FEATURES


- Trapeze nut for hanging from steel ceilings
- Installs easily
- Fits several composite floor decking profiles

Material: Steel
Finish: Electrogalvanized

Part Number	Article Number	Rod Size RS	Angle a	A	B	C	Static Load F
HW4	187260	M4	15°	25 mm	12.0 mm	12.0 mm	–
HW6M	188740	M6	15°	19 mm	9.5 mm	9.5 mm	1,200 N
HW6	187270	M6	15°	25 mm	12.0 mm	12.0 mm	1,200 N
PHW6	188840	M6	25°	18 mm	9.5 mm	9.5 mm	1,200 N
PHWC6	196240	M6	25°	18 mm	9.5 mm	9.5 mm	1,200 N
HW8M	188780	M8	15°	19 mm	9.5 mm	9.5 mm	1,700 N
HW8	187280	M8	15°	25 mm	12.0 mm	12.0 mm	1,700 N
PHWC8	196250	M8	25°	18 mm	9.5 mm	9.5 mm	1,700 N
HW10SR	188820	M10	12°	21 mm	13.0 mm	10.0 mm	2,100 N
HW10	187290	M10	15°	25 mm	12.0 mm	12.0 mm	2,100 N
HW12	187300	M12	15°	25 mm	16.0 mm	16.0 mm	2,100 N



nVent CADDY Plastic Solutions




**Plastic Conduit
Clamps and Clips**




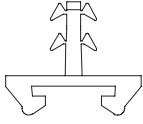
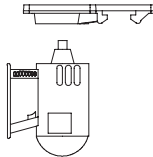
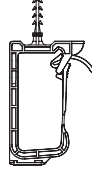
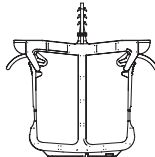

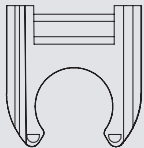
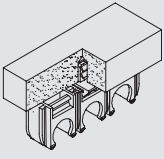
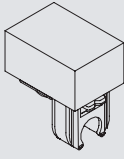
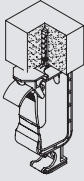
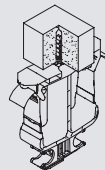
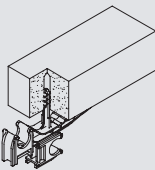
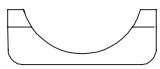
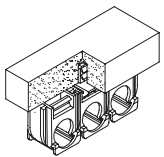
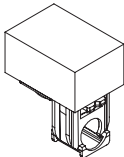
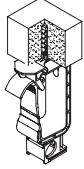
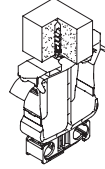
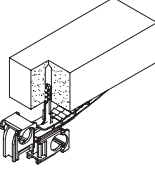
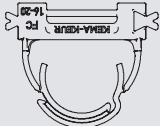
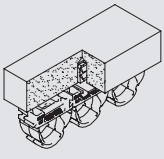
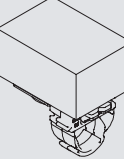

**Plastic Cable
Clamps and Clips**




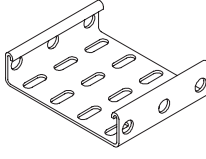

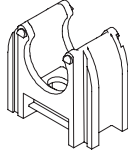
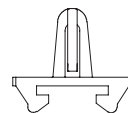
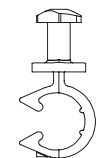

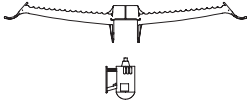

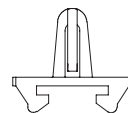
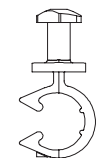
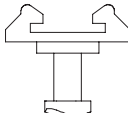
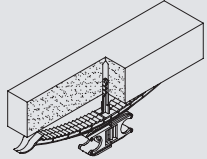
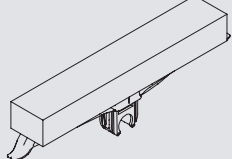
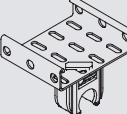
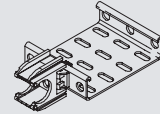
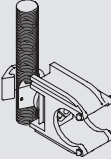
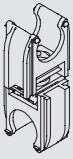
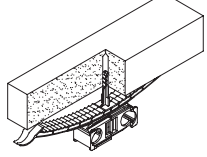
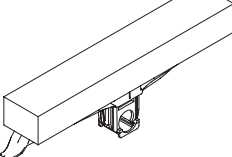
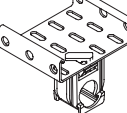
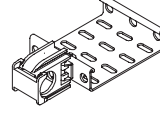
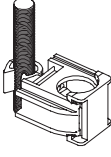
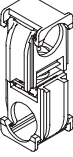
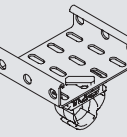
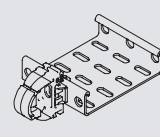
Plastic Accessories



Overview Table

		Concrete					
							
		SCESD	SCESP	SCSH25	SCSH50	SCKB10	
							
SCEC							
SCUVB							
SCFC				-	-	-	
Application Type	 Electrical/Datacom	✓	✓	✓	✓	✓	

¹ Works with the majority of nailers including Hilti® BX3-ME, Hilti® GX3-ME, SPIT® PULSA 700E, SPIT® PULSA 800E, Würth DIGA CS-2 POWER or equivalent nail guns.

Brickwork					
					
SCKB20	SCKBS	SCEDV	SCESV	SCSGC	SCECV
					
					
					
-	-			-	-
✓	✓	✓	✓	✓	✓



Plastic Conduit Clamps and Clips

PLASTIC CONDUIT CLIP

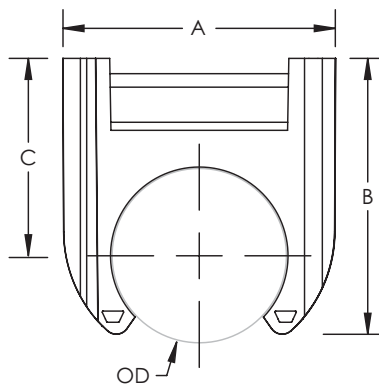


FEATURES

- Push-in installation of conduit
- Compatible with different structural attachment components to accommodate a variety of structures including concrete, brick, plywood, cable tray, spring steel fasteners and threaded rod
- Snap-together clips can be easily assembled to limit the number of fixing points to structure
- Halogen free
- UV-stabilized

Material: Acrylonitrile Butadiene Styrene
 Temperature: from -20 to +85°C

Part Number	Article Number	Outer Diameter OD	A	B	C
SCEC16HO	800000	16 mm	26 mm	27 mm	20 mm
SCEC20HO	800001	20 mm	30 mm	31 mm	22 mm
SCEC25HO	800002	25 mm	35 mm	34 mm	24 mm
SCEC32HO	800003	32 mm	43 mm	39 mm	28 mm
SCEC40HO	800004	40 mm	54 mm	45 mm	32 mm
SCEC50HO	800005	50 mm	66 mm	56 mm	38 mm



Plastic Conduit Clamps and Clips

PLASTIC CONDUIT CLIP BRACKET

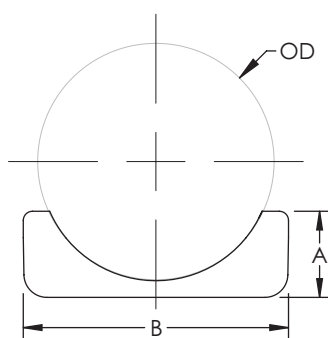


FEATURES

- Securely holds conduit in plastic conduit clips
- Halogen free
- UV-stabilized

Material: Acrylonitrile Butadiene Styrene
 Temperature: from -20 to +85°C

Part Number	Article Number	Outer Diameter OD	A	B
SCUVB16	800006	16 mm	7 mm	20 mm
SCUVB20	800007	20 mm	7 mm	23 mm
SCUVB25	800008	25 mm	9 mm	29 mm
SCUVB32	800009	32 mm	12 mm	37 mm
SCUVB40	800010	40 mm	16 mm	47 mm
SCUVB50	800011	50 mm	16 mm	58 mm



Plastic Conduit Clamps and Clips

FLEXIBLE PLASTIC CONDUIT CLAMP

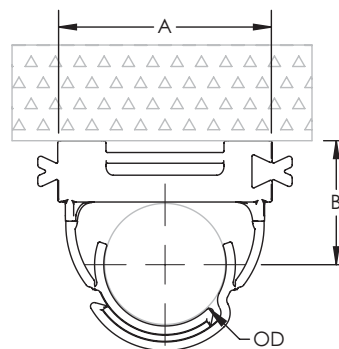


FEATURES

- Push-in installation of conduit
- Flexible clamping design accommodates multiple conduit sizes using one clamp
- Compatible with different structural attachment components to accommodate a variety of structures including concrete, brick, plywood, cable tray, spring steel fasteners and threaded rod
- Snap-together clips can be easily assembled to limit the number of fixing points to structure
- Low-profile allows for installations in tight spaces
- Halogen free
- UV-stabilized

Material: Polypropylene
Temperature: from -10 to +85°C

Part Number	Article Number	Outer Diameter OD	A	B
SCFC1620	800020	16 – 20 mm	32 mm	16.0 – 18.0 mm
SCFC2025	800021	20 – 25 mm	32 mm	18.0 – 20.5 mm
SCFC2532	800022	25 – 32 mm	32 mm	20.5 – 24.0 mm
SCFC3240	800023	32 – 40 mm	32 mm	24.0 – 28.0 mm
SCFC4050	800024	40 – 50 mm	32 mm	28.0 – 33.0 mm



Plastic Conduit Clamps and Clips

CONNECTING PLATE FOR NAIL GUN



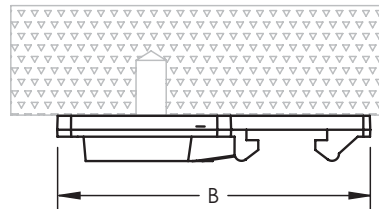
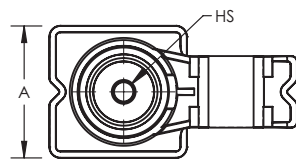
FEATURES

- For installation of plastic conduit clamps and clips on concrete surface using a nail gun
- Clips onto the nail gun nozzle allowing for a safe hands-off installation
- Supports up to three plastic conduit clips or clamps with a single structural attachment
- Halogen free
- UV-stabilized

Material: Nylon
 Temperature: from -20 to +85°C


Part Number	Article Number	Hole Size HS	A	B
SCESP	800038	3.5 mm	24 mm	45 mm

Works with the majority of nailers including Hilti® BX3-ME, Hilti® GX3-ME, SPIT® PULSA 700E, SPIT® PULSA 800E, Würth DIGA CS-2 POWER or equivalent nail guns.



Plastic Conduit Clamps and Clips

PUSH-IN INSERT FOR SHEET METAL

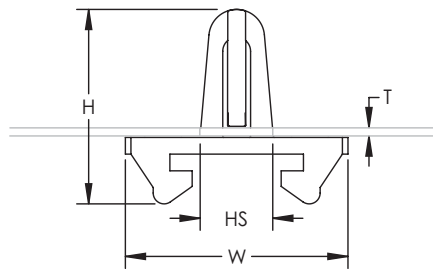


FEATURES

- For installation of plastic conduit clamps and clips on cable trays or spring steel fasteners with holes
- Halogen free
- UV-stabilized

Material: Nylon
Temperature: from -20 to +85°C

Part Number	Article Number	Height H	Width W	Thickness T	Hole Size HS
SCESV	800034	18 mm	20 mm	0.5 – 1.1 mm	6 – 8 mm



Plastic Conduit Clamps and Clips

TWIST-IN INSERT FOR PERFORATED CABLE TRAY



nVent CADDY Plastic Solutions

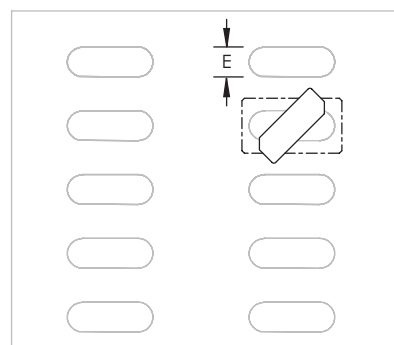
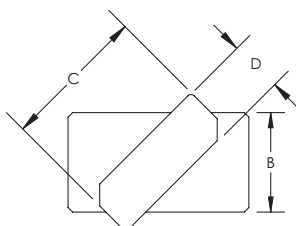
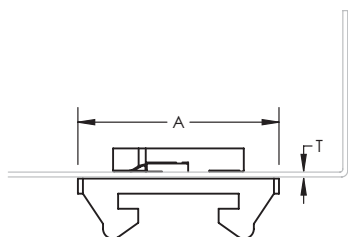


FEATURES

- For installation of plastic conduit clamps and clips on cable trays with slots
- Halogen free
- UV-stabilized

Material: Nylon
 Temperature: from -20 to +85°C

Part Number	Article Number	A	B	C	D	E	Thickness T
SCEDV	800035	20 mm	11 mm	16 mm	6 mm	6 – 9 mm	0.5 – 1.1 mm



Plastic Conduit Clamps and Clips

THREADED ROD CLIP

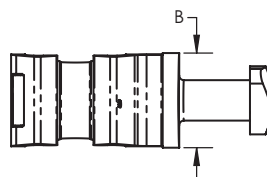
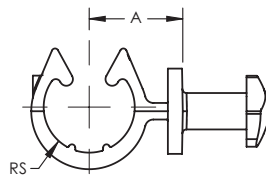


FEATURES

- For installation of plastic conduit clamps and clips on threaded rod
- Allows for conduit runs either parallel or perpendicular to the threaded rod
- Halogen free
- UV-stabilized


Material: Nylon
 Temperature: from -10 to +85°C

Part Number	Article Number	Rod Size RS	A	B
SCSGC	800036	M8, M10	11 mm	10 mm



Plastic Conduit Clamps and Clips

PUSH-IN INSERT FOR DRYWALL



FEATURES

- For installation of plastic conduit clamps and clips onto drywall
- Tool-free push-in installation after hole has been drilled into the drywall
- Supports up to three plastic conduit clips or clamps with a single structural attachment
- Can also be used to fasten cable bundles onto drywall using cable ties
- Halogen free
- UV-stabilized

Material: Nylon
Temperature: from -20 to +85°C

Part Number	Article Number	Length L	Width W	Drill Hole Diameter	Drill Hole Depth	Static Load F
SCESD11	800030	11 mm	25 mm	6 mm	13 mm	250 N

PUSH-IN INSERT FOR CONCRETE

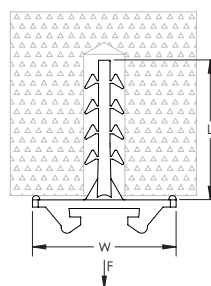


FEATURES

- For installation of plastic conduit clamps and clips into concrete
- Tool-free push-in installation after hole has been drilled into the concrete
- Supports up to three plastic conduit clips or clamps with a single structural attachment
- Can also be used to fasten cable bundles in concrete or brick walls using cable ties
- Halogen free
- UV-stabilized

Material: Nylon
Temperature: from -20 to +85°C

Part Number	Article Number	Length L	Width W	Drill Hole Diameter	Drill Hole Depth	Static Load F
SCESD30	800031	24 mm	25 mm	6 mm	26 mm	250 N
SCESD45	800032	45 mm	25 mm	6 mm	47 mm	250 N
SCESD80	800033	80 mm	25 mm	6 mm	82 mm	250 N



Plastic Conduit Clamps and Clips

PLASTIC CONDUIT CLIP CONNECTOR

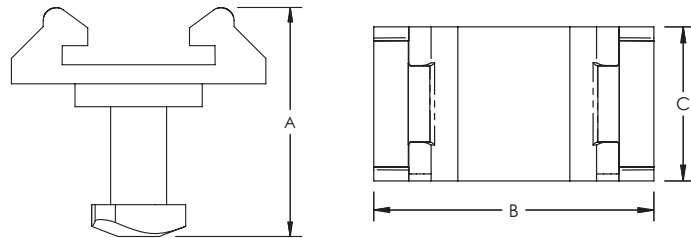


FEATURES

- Allows for two plastic conduit clips to be connected back-to-back
- Ideal for installation in narrow spaces
- Halogen free
- UV-stabilized

Material: Nylon
 Temperature: from -20 to +85°C


Part Number	Article Number	A	B	C
SCECV	800037	18 mm	20 mm	11 mm



nVent CADDY Plastic Solutions

Plastic Conduit Clamps and Clips

FLEXIBLE PLASTIC CONDUIT CLAMP WITH PLUG

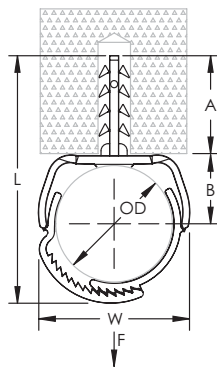


FEATURES

- Push-in installation of conduit
- Flexible clamping design accommodates multiple conduit sizes using one clamp
- Tool-free push-in installation after hole has been drilled into the concrete or brick
- Low-profile allows for installations in tight spaces
- Halogen free
- UV-stabilized

Material: Polypropylene
 Temperature: from -10 to +85°C

Part Number	Article Number	Outer Diameter OD	Length L	Width W	A	B	Static Load F
SCUSA1620	800025	16 – 20 mm	54 mm	21.5 mm	21 mm	11.5 mm	170 N
SCUSA2025	800026	20 – 25 mm	61 mm	26.1 mm	21 mm	14.3 mm	170 N
SCUSA2532	800027	25 – 32 mm	81 mm	32.6 mm	21 mm	18.3 mm	170 N
SCUSA3240	800028	32 – 42 mm	82 mm	45.0 mm	21 mm	23.0 mm	170 N



Plastic Cable Clamps and Clips

SINGLE CABLE BRACKET WITH PLUG

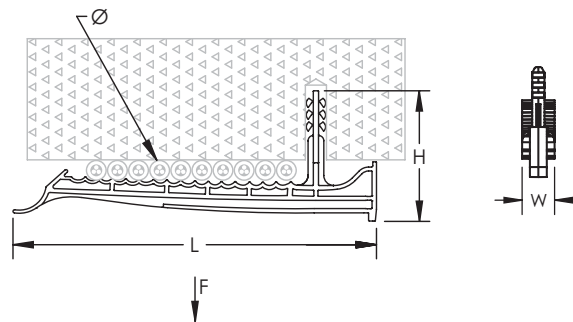


FEATURES

- Ideal for smaller runs of cable
- Up to two plastic conduit clips can be attached to the bracket allowing the support of cables and conduits using a single hole in the concrete
- Flexible clip retains shape and allows for cables to be inserted after installation
- Cables are neatly installed providing a consistent and professional appearance
- Low-profile allows for installations in tight spaces
- Tool-free push-in installation after hole has been drilled into the concrete
- Halogen free
- UV-stabilized

Material: Polypropylene
 Temperature: from -10 to +85°C

Part Number	Article Number	Cable Capacity	Diameter Ø	Drill Hole Diameter	Drill Hole Depth	Height H	Length L	Width W	Static Load F
SCKB10	800040	10	10 mm Max	6 mm	30 mm	35 mm	136 mm	15 mm	240 N



Plastic Cable Clamps and Clips

DOUBLE CABLE BRACKET WITH PLUG

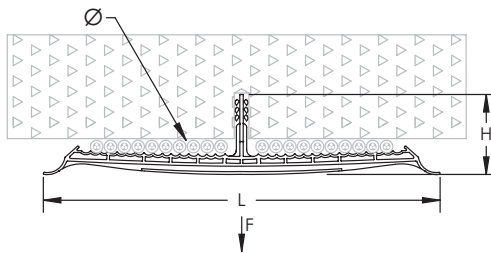


FEATURES

- Ideal for smaller runs of cable
- Up to two plastic conduit clips can be attached to the bracket allowing the support of cables and conduits using a single hole in the concrete
- Flexible clip retains shape and allows for cables to be inserted after installation
- Cables are neatly installed providing a consistent and professional appearance
- Low-profile allows for installations in tight spaces
- Tool-free push-in installation after hole has been drilled into the concrete
- Halogen free
- UV-stabilized

Material: Polypropylene
Temperature: from -10 to +85°C

Part Number	Article Number	Cable Capacity	Diameter Ø	Drill Hole Diameter	Drill Hole Depth	Height H	Length L	Static Load F
SCKB20	800041	20	10 mm Max	6 mm	30 mm	46 mm	227 mm	240 N



Plastic Cable Clamps and Clips

DOUBLE CABLE BRACKET FOR NAIL GUN



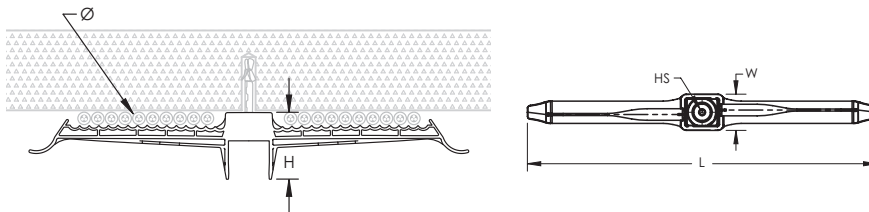
FEATURES

- Ideal for smaller runs of cable
- Up to three plastic conduit clips can be attached to the bracket allowing the support of cables and conduits using a single hole in the concrete
- Flexible clip retains shape and allows for cables to be inserted after installation
- Cables are neatly installed providing a consistent and professional appearance
- Halogen free
- UV-stabilized

Material: Polypropylene
Temperature: from -10 to +85°C

Part Number	Article Number	Cable Capacity	Diameter Ø	Height H	Length L	Width W	Hole Size HS
SCKBS20	800042	20	10 mm Max	36 mm	235 mm	24 mm	3.5 mm

Works with the majority of nailers including Hilti® BX3-ME, Hilti® GX3-ME, SPIT® PULSA 700E, SPIT® PULSA 800E, Würth DIGA CS-2 POWER or equivalent nail guns.



Plastic Cable Clamps and Clips

CABLE HOLDER WITH PLUG

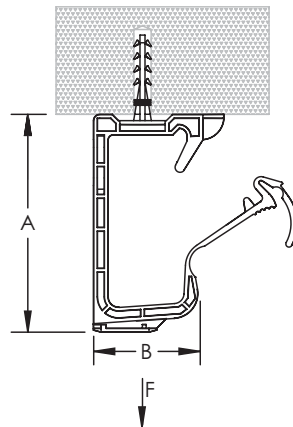


FEATURES

- Easy-to-open latch allows cables to be added or removed quickly after installation
- Tool-free push-in installation after hole has been drilled into the concrete
- Can be mounted to a wall using the slot on the side of the holder with fixing hardware (not included)
- Plastic conduit clips can be attached to the holder allowing the support of cables and conduits using a single hole in the concrete
- Halogen free
- UV-stabilized

Material: Polypropylene
Temperature: from -10 to +85°C

Part Number	Article Number	Cable Capacity	Diameter Ø	Drill Hole Diameter	Drill Hole Depth	A	B	Static Load F
SCSH25	800043	25	10 mm Max	6 mm	30 mm	85 mm	43 mm	190 N



Plastic Cable Clamps and Clips

DOUBLE CABLE HOLDER WITH PLUG

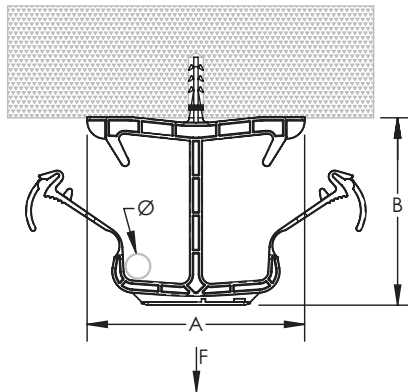


FEATURES

- Easy-to-open latch allows cables to be added or removed quickly after installation
- Tool-free push-in installation after hole has been drilled into the concrete
- Plastic conduit clips can be attached to the holder allowing the support of cables and conduits using a single hole in the concrete
- Halogen free
- UV-stabilized

Material: Polypropylene
 Temperature: from -10 to +85°C

Part Number	Article Number	Cable Capacity	Diameter Ø	Drill Hole Diameter	Drill Hole Depth	A	B	Static Load F
SCSH50	800044	50	10 mm Max	6 mm	30 mm	99 mm	85 mm	200 N



Plastic Cable Clamps and Clips

DOUBLE CABLE CLAMP WITH PLUG

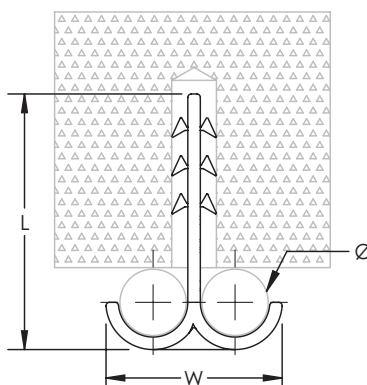


FEATURES

- For installation of cables directly against concrete surface
- Discrete low-profile clamp reduces visual impact
- Halogen free
- UV-stabilized

Material: Polypropylene
Temperature: from -10 to +85°C

Part Number	Article Number	Cable Capacity	Diameter Ø	Drill Hole Diameter	Drill Hole Depth	Length L	Width W
SCDSS10	800060	2	4 – 12 mm	6 mm	30 mm	36 mm	25 mm



Plastic Cable Clamps and Clips

CABLE CLAMP

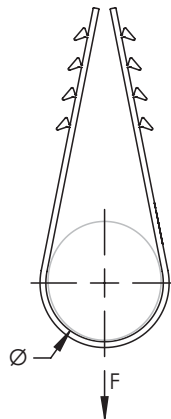


FEATURES

- For installation of single or multiple cables directly against concrete surface
- Discrete low-profile clamp reduces visual impact
- Halogen free
- UV-stabilized

Material: Polypropylene
Temperature: from -10 to +85°C

Part Number	Article Number	Diameter Ø	Drill Hole Diameter	Drill Hole Depth	Static Load F
SCDKS313	800050	3 – 13 mm	6 mm	30 mm	170 N
SCDKS620	800051	6 – 20 mm	6 mm	30 mm	170 N
SCDKS828	800052	8 – 28 mm	6 mm	30 mm	170 N
SCDKS2040	800053	20 – 40 mm	6 mm	30 mm	170 N



Plastic Cable Clamps and Clips

OFFSET MOUNTING BASE FOR CABLE CLAMP

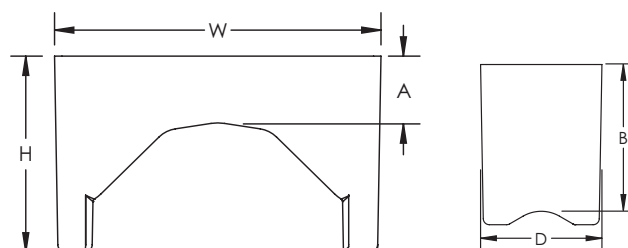


FEATURES

- Allows cable to be installed at a fixed distance from concrete when using a cable clamp
- Can be used in both directions allowing for multiple offset distances
- Halogen free
- UV-stabilized

Material: Polypropylene
 Temperature: from -10 to +85°C

Part Number	Article Number	Height H	Width W	Depth D	A	B
SCFS	800054	13 mm	22 mm	10 mm	8 mm	15 mm



Plastic Cable Clamps and Clips

CABLE TIE WITH PLUG

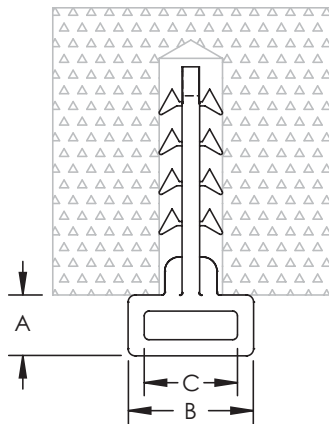


FEATURES

- Fastens cable bundles in concrete or brick walls using cable ties
- Halogen free
- UV-stabilized

Material: Polypropylene
 Temperature: from -10 to +85°C

Part Number	Article Number	Drill Hole Diameter	Drill Hole Depth	A	B	C
SCSD30	800058	6 mm	30 mm	6 mm	13 mm	9 mm



Plastic Cable Clamps and Clips


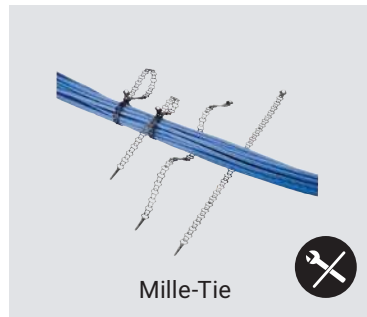
FEATURED PRODUCTS



Cable Tie with Plug



Works great with



nVent CADDY Plastic Solutions

Plastic Cable Clamps and Clips

FEATURED PRODUCTS

MILLE-TIE



Material: Polyurethane
 Temperature: from -20 to 60°C

Part Number	Article Number	Type	Length	Color
CATMTLS	181995	Low-Smoke/Halogen Free	300 mm	Yellow



FEATURES

- Suitable for heavy duty applications
- Maintains cable properties and conductor configuration
- Protects cable from crimping with "Intelligent Grip Technology"
- Cushions vibration
- No sharp edges
- One size fits all
- Reusable



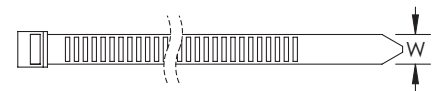
nVent CADDY Plastic Solutions

CABLE TIE, NYLON



Material: Polyamide

Part Number	Article Number	Length L	Width W	Color
NCT290B	188140	290 mm	7.9 mm	Black



FEATURES

- Secures low voltage cables

Plastic Accessories

PUSH-IN INSERT

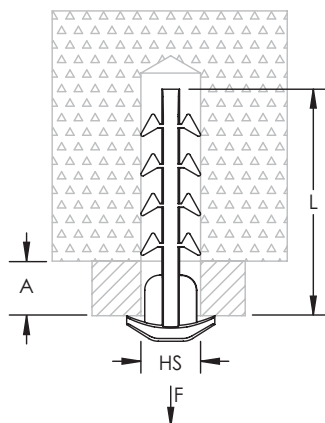


FEATURES

- For installation of lights, cable trunkings, electrical boxes, smoke detectors directly against concrete surfaces
- Tool-free push-in installation after hole has been drilled into the concrete
- Halogen free
- UV-stabilized

Material: Nylon
 Temperature: from -20 to +85°C

Part Number	Article Number	Length L	Drill Hole Depth	Hole Size HS	A	Static Load F
SCDSN30	800055	31 mm	30 mm	6 mm	7 mm Max	200 N



Index

Article Number	Global Part Number	Page
402655	SZB12010EG	18
402660	SZB12030EG	18
402665	SZB15015EG	18
402670	SZB18010EG	18
402675	SZB18020EG	18
400408	SABM8010	19
400409	SABM8050	19
400410	SABM10010	19
400411	SABM10050	19
402170	SABM12015	19
401158	SABM12050	19
402171	SABM16025	19
402446	SABM20030	19
401150	SABM8010S6	19
401151	SABM8050S6	19
401152	SABM10010S6	19
401153	SABM10050S6	19
402601	N6T5X10L49	21
800071	SCMND	22
800070	SCMDSN	23
182044	PKM10H3	25
182045	PKM10H6	25
182046	PKM16H3	25
182047	PKM16H6	25
182048	PKM10H6IN	25
182049	PKM16H6IN	25
170450	CT	26
171600	CTS1	26
188100	MLT2HS6	26
170790	6M	27
177130	812M	27
170100	16M	27
170110	20M	27
170120	24M	27
170130	32M	27
179900	8MS1	27
179910	12MS1	27
171130	8P	27
171150	12P	27
171170	16P	27

Article Number	Global Part Number	Page
160890	WC812	28
181190	CD1B	28
181380	CD3B	28
181390	CD4B	28
181470	CD5B	28
402605	BSZSU06040ZL	30
402606	BSZSU06050ZL	30
402610	BSZSU08070ZL	30
402615	BSZSU10100ZL	30
402620	BSZSU10120ZL	30
402625	BSZSU12110ZL	30
402690	BSZM6X35EG	31
390009	CRLAM8EG	32
390010	CRLAM10EG	32
593180	CAM6030	34
593190	CAM8030	34
593195	CAM8040	34
593200	CAM10040	34
400415	CAM12050	34
400416	CAM16065	34
401154	CAM8030S6	34
401155	CAM10040S6	34
589890	LAM625	36
574410	LAM830	36
574420	LAM1040	36
574430	LAM1250	36
593145	TCAM6025	37
593150	TCAM6030	37
593160	TCAM8030	37
593165	TCAM8040	37
593170	TCAM10040	37
400420	TCAM12050	37
400421	TCAM16065	37
593090	CLM6030	38
593100	CLM8040	38
593110	CLM10040	38
593210	CFH838	39
593220	CFH1060	39
571460	MFV433	40
571470	MFV537	40

Article Number	Global Part Number	Page
571510	MFV650	40
571520	MFT1	41
571530	MFT2	41
571270	PWM	42
571280	PWMS	42
571290	PWN	42
571300	PWNS	42
196759	SLS2L3WA6	43
196760	SLS2L5WA6	43
196761	SLS2L7WA6	43
196670	SLK15L1WA6	44
196671	SLK15L2WA6	44
196672	SLK15L3WA6	44
196673	SLK15L5WA6	44
196734	SLK2L2WA6	44
196735	SLK2L3WA6	44
196736	SLK2L5WA6	44
196737	SLK2L7WA6	44
196722	SLK3L1WA6	44
196723	SLK3L2WA6	44
196724	SLK3L3WA6	44
196725	SLK3L5WA6	44
196726	SLK3L7WA6	44
196727	SLK3L10WA6	44
195864	CFEB05	45
196741	SLS2L1	47
196742	SLS2L2	47
196743	SLS2L3	47
196744	SLS2L5	47
196745	SLS2L7	47
196746	SLS2L10	47
196747	SLS3L1	47
196748	SLS3L2	47
196749	SLS3L3	47
196750	SLS3L5	47
196751	SLS3L7	47
196752	SLS3L10	47
196508	SLK15L1	48
196509	SLK15L2	48
196614	SLK15L2R2	48

Index

Article Number	Global Part Number	Page
196510	SLK15L3	48
196615	SLK15L3R2	48
196511	SLK15L5	48
196616	SLK15L5R2	48
196512	SLK15L7	48
196513	SLK15L10	48
196537	SLK2L1	48
196538	SLK2L2	48
196619	SLK2L2R2	48
196539	SLK2L3	48
196620	SLK2L3R2	48
196540	SLK2L5	48
196621	SLK2L5R2	48
196541	SLK2L7	48
196542	SLK2L10	48
196622	SLK2L10R2	48
196700	SLK3L1	49
196701	SLK3L2	49
196702	SLK3L3	49
196625	SLK3L3R2	49
196703	SLK3L5	49
196626	SLK3L5R2	49
196704	SLK3L7	49
196705	SLK3L10	49
196028	SLDM615L1	49
196029	SLDM615L2	49
196030	SLDM615L3	49
385860	CHK22K	50
385870	CHK25K	50
385880	CHK27K	50
385890	CHK30K	50
385900	CHK32K	50
386780	CHN13K	50
385910	CHN15K	50
385920	CHN17K	50
591500	CHN15KS4	50
591510	CHN17KS4	50
380050	KN30EG	51
380060	KN40EG	51
380070	KN50EG	51

Article Number	Global Part Number	Page
570800	NPN640	52
570810	NPN660	52
570830	NPN860	52
570710	FPN6	53
570720	FPN8	53
570730	FPN10	53
570740	FPN12	53
583850	VDFCM8040	55
400700	VDFCM8080	55
593270	VDFM8050	55
593280	VDFM8060	55
593290	VDFM8070	55
593300	VDFM8080	55
593310	VDFM8100	55
593400	VDFM8120	55
593410	VDFM8150	55
593420	VDFM8200	55
593560	VDFM10050	55
593330	VDFM10060	55
593340	VDFM10080	55
593350	VDFM10100	55
593370	VDFM10120	55
593570	VDFM10150	55
593580	VDFM10200	55
400403	VDFM12120	55
400477	VDFM8050S4	55
400478	VDFM8080S4	55
400482	VDFM10100S4	55
401121	VDFTM8	56
401122	VDFTM10	56
571130	FRF014	57
571140	FRF016	57
571150	FRF018	57
571160	FRF020	57
571170	FRF022	57
571180	FRF025	57
571190	FRF028	57
571200	FRF016X2	58
571210	FRF018X2	58
571220	FRF020X2	58

Article Number	Global Part Number	Page
571230	FRF022X2	58
571240	FRF025X2	58
571250	FRF028X2	58
584410	MTSB4	59
584430	MTSH4	60
584455	MTVB8100	61
584456	MTVB8200	61
584465	MTVB10100	61
584466	MTVB10200	61
190530	UBH350M6	62
190540	UBH500M6	62
190490	UBH350M8	62
190500	UBH500M8	62
190510	UBHT350	63
190520	UBHT500	63
190620	UBHBTC	65
591200	FXBF10X50MS2	66
591210	FXBF12X50MS2	66
591220	FXBF16X50MS2	66
591230	FXBF20X50MS2	66
591070	FXBC10S2	67
591080	FXBC20S2	67
591250	FXBB10S2	67
591260	FXBB12S2	67
591270	FXBB16S2	67
591280	FXBB20S2	67
591290	FXBTOOL	68
350100	FXB20S2	69
350120	FXB22S2	70
350110	FXB21S2	71
350130	FXB23S2	72
350150	FXB25S2	73
350140	FXB24S2	73
188460	U3U409EG	74
196517	SLK15L1SF	78
196518	SLK15L2SF	78
196519	SLK15L3SF	78
196520	SLK15L5SF	78
196546	SLK2L2SF	78
196548	SLK2L5SF	78


Index

Article Number	Global Part Number	Page
181673	CAT16HPSF	79
182044	PKM10H3	80
182046	PKM16H3	80
182052	IGBSF	83
800042	SCKBS20	84
197812	SLK15L2GBSF	85
197813	SLK15L3GBSF	85
197814	SLK2L2GBSF	85
197815	SLK2L3GBSF	85
180811	CAT16HPGBSF	86
180821	CAT32HPGBSF	86
170916	M10TIBGBSF	87
170906	M8TIBGBSF	87
173446	ABGBSF	88
400426	NAIL04X14	89
400427	NAIL04X18	89
400428	NAILTOOL	89
583920	ABP12PG	91
583930	ABP17PG	91
583940	ABP26PG	91
584020	ABP12S4	91
591350	BP17PG	91
591360	BP25PG	91
400429	SBP17	92
400430	SBPC19	92
188170	SCD1217	96
188180	SCD1722	96
187510	24SC67	97
187710	24SC78	97
187530	24SC89	97
187750	24SC910	97
187550	24SC1011	97
191001	24SC1011R25	97
187570	24SC1214	97
191002	24SC1214R25	97
187590	24SC1518	97
191003	24SC1518R25	97
187610	24SC1924	97
191004	24SC1924R25	97
187630	24SC2530	97

Article Number	Global Part Number	Page
191005	24SC2530R25	97
188175	SCD1217QSC	98
188185	SCD1722QSC	98
160340	M10GTD1217	99
160370	M10GTD1722	99
187260	HW4	100
188740	HW6M	100
187270	HW6	100
188840	PHW6	100
196240	PHWC6	100
188780	HW8M	100
187280	HW8	100
196250	PHWC8	100
188820	HW10SR	100
187290	HW10	100
187300	HW12	100
800000	SCEC16HO	104
800001	SCEC20HO	104
800002	SCEC25HO	104
800003	SCEC32HO	104
800004	SCEC40HO	104
800005	SCEC50HO	104
800006	SCUVB16	105
800007	SCUVB20	105
800008	SCUVB25	105
800009	SCUVB32	105
800010	SCUVB40	105
800011	SCUVB50	105
800020	SCFC1620	106
800021	SCFC2025	106
800022	SCFC2532	106
800023	SCFC3240	106
800024	SCFC4050	106
800038	SCESP	107
800034	SCESV	108
800035	SCEDV	109
800036	SCSGC	110
800030	SCESD11	111
800031	SCESD30	111
800032	SCESD45	111

Article Number	Global Part Number	Page
800033	SCESD80	111
800037	SCECV	112
800025	SCUSA1620	113
800026	SCUSA2025	113
800027	SCUSA2532	113
800028	SCUSA3240	113
800040	SCKB10	114
800041	SCKB20	115
800042	SCKBS20	116
800043	SCSH25	117
800044	SCSH50	118
800060	SCDSS10	119
800050	SCDKS313	120
800051	SCDKS620	120
800052	SCDKS828	120
800053	SCDKS2040	120
800054	SCFS	121
800058	SCSD30	122
181995	CATMTLS	124
188140	NCT290B	124
800055	SCDSN30	125







Our powerful portfolio of brands:

CADDY ERICO HOFFMAN RAYCHEM SCHROFF TRACER



[nVent.com/CADDY](https://www.nVent.com/CADDY)