




## Floorbox Selection Guide

Make power & data delivery easier to install  
and easier to use



## **Future-proof your commercial space with floorboxes easier to install and use**

Power delivery in commercial applications today requires flexibility. You also need more intelligent communications than ever before. Hubbell's floorbox solutions transform the way you can install, manage, and use power, data, and AV in your construction project.


Our floorbox designs make installation easier. They offer more capacity for feed-thru, wiring, and devices. They provide for later expansion or changes without having to break up concrete. Round covers for recessed applications also allow adjustments after the concrete pour—you can never install a round cover crooked!

No one else in the market can offer the dynamic flexibility of our product lines. Switching from recessed or furniture-feed can be decided at trimout. Or choose recessed boxes and fire-rated poke-throughs that offer the same capacity and the same covers. All built with the quality and reliability that builders, installers, and users trust from Hubbell.

# Features that make the difference

The following pages highlight floorboxes that accommodate the broadest range of applications in all types of environments. You'll find unique capabilities and features across every line. They provide consistent aesthetics for unobtrusive power delivery options.

## Fast



Eternal™ series with patented PVC hubs speed up installation with PVC conduit

## Universal



SystemOne boxes with different features all use the same covers

## Code Compliant



ScrubShield options provide enhanced usability

## Specified




Standardized hub sizes and knockouts simplify the ordering process

**Choose your single source for floor-based power and data delivery**

## Selection Guide Product Lines


2, 4, 6, & 8/10-Gang Eternal Series Recessed Concrete Floorboxes	4
4" SystemOne Recessed Concrete Floorboxes	14
SystemOne Flush Concrete Floorboxes	19
Round and Rectangular Flush Concrete & Wood Floorboxes	24
Recessed 7 & 11-Gang Concrete Floorboxes	36
Recessed 8-Gang Ballroom Concrete Floorboxes	37
SystemOne Recessed Raised Access & Wood Floorboxes	40
Residential Concrete & Wood Floorboxes	48
Additional Hubbell Products Compatible with Floorboxes	50

# ETERNAL™ Series



## **2-Gang Metallic Recessed** **(stamped steel or on-grade epoxy coated steel)**

Eight styles of SystemOne 2-gang recessed concrete floorboxes satisfy the requirements of almost any commercial building application. Rectangular or round covers and furniture feed covers are available in a variety of finishes to blend with existing or new decor. A parallel-device layout reduces plug interference to maximize functionality and performance.



## **4-Gang Metallic Recessed** **(stamped steel, on-grade epoxy coated steel, or cast iron)**

SystemOne 4-gang recessed concrete floorboxes are available with rectangular or round covers. Ten different styles meet the electrical requirements of most commercial projects, new construction or renovation. The parallel device layout maximizes functionality which can be limited when devices are mounted 90° from one another.



## **4-Gang PVC Recessed** **(on or above grade)**

The exclusive 4-gang recessed concrete PVC floorbox is available with rectangular or round covers. The unique design can be installed slab on-grade and second floors and above. Box includes external leveling screws. For use with PVC conduits only; with standard PVC terminal adapters or Hubbell's innovative PVC hubs up to 2" conduit.



## **4/5-Gang Metallic Recessed** **(stamped steel or on-grade epoxy coated steel)**

The 4/5-gang box design provides a uniform look with rectangular or round covers available in several finishes to complement existing decor. Electrical devices mount vertically to the plate prior to securing it to the box. Four removable knockout plates allow for 2" conduit feed-thru allowing for dual service capacity.



## **6-Gang Metallic Recessed** **(stamped steel or on-grade epoxy coated steel)**

Benefit from increased power, data, and AV capacity with the SystemOne 6-gang box design. Four styles allow the floorbox to work within almost any commercial application to enhance connectivity. Rectangular and round covers are available in a variety of finishes that work with any aesthetic or finish. Four removable knockout plates allow for 2" conduit feed-thru.



## **8/10-Gang Metallic Recessed** **(stamped steel or on-grade epoxy coated steel)**


Offering maximum capacity in a small footprint, 8/10-gang boxes provide a uniform look with rectangular or round covers available in several finishes to complement existing decor. Electrical devices mount vertically to the plate prior to securing it to the box. Four removable knockout plates allow for 2" conduit feed-thru, simplifying installation of AV cables with pre-connectorized heads and specific bend radius requirements.

## FEATURES & BENEFITS

# ETERNAL™ Series

Our enhanced SystemOne ETERNAL Series products provide customizable solutions for demanding, power, data and audio/video today and tomorrow with unique capabilities.

ETERNAL Series concrete floorboxes with 3 inches and larger box depths can be field installed with PVC and metallic hubs for feed-thru wiring. The enhanced design also expands device capacity and improves installation efficiency. These floorboxes will prove to be indispensable assets to your building's delivery system infrastructure.



### Box

- 3.75" deep wiring device chambers
- 14 gauge galvanized sheet metal and PVC and cast iron
- Optional fusion-bonded, green epoxy paint for on-grade use
- 3" and deeper sheet metal versions accept field installed metallic 2" threaded hubs
- Patented PVC conduit adapters can be used on metal and PVC floorboxes—CFBHUB200PVC (2" feed-thru) and CFBHUB125PVC (1-1/4" feed-thru)
- Pre-pour and post-pour adjustment
- Patented, labor saving, easy mount device plates

### Cover

- Available in round and rectangular, recessed and furniture feed styles
- Recessed covers open a full 180°
- Large hide-away cable egress doors
- Listed to UL 514A and UL Scrubwater compliant
- Die cast aluminum cover construction
- All covers are ADA compliant

Recessed 4-gang floorboxes




### Concrete Pour Pocket Cap

Recessed concrete floorboxes include (1) yellow factory-installed, field-removable pour pocket cap. Provides a pocket in the final floor to accept covers intended for terrazzo, tile, or finished concrete floors. Not for use with carpet, wood or engineered floors.



### Deep Wiring Chambers

3.75" deep wiring chambers to accommodate larger USB receptacles, AV modules and feed-thru wiring.




### Rectangular Cover Extension Caps

Pre-pour extension caps allow the floorbox to be installed with 1" of concrete above the box. Maximum of two yellow caps can be installed on each box. Additional pre-pour caps purchased in packs of two.



### 2" Conduit Ready

Readily accepts 2" conduits with the use of a 2" PVC or threaded conduit hub to meet expanding AV and data needs. The offset design allows for less conduit lifting while threading and the hub mounting holes are asymmetrical for installation efficiencies.




### Round Cover Stackable Rings

Pre-pour round stackable rings increase box height and concrete pour depth by 3/4" increments.



### CR Version

Intended for on-grade use, coated with fusion-bonded epoxy paint to help prevent corrosion



## FEATURES & BENEFITS

# ETERNAL™ Series

### Functionality


- Cables and connections are protected by recessed functionality
- Open architecture sub-plate design
- Common door layout regardless of flange for harmonized look
- Meets UL 514A scrubwater requirements with ScrubShield® technology
- All SystemOne covers are ADA compliant
- Cables and plugs are protected by recessed connections

### Value

- Easy selection with common look for all floor types
- Enhance building décor with numerous finishes
- Increase durability and longevity with cast aluminum covers

### Online Resources

- BIM models, customer drawings and technical specifications are available at [hubbell.com/wiringdevice-kellems](http://hubbell.com/wiringdevice-kellems)



Recessed 4-gang floorboxes with recessed and furniture feed covers




### Safety

- Flush flange available for tile, finished concrete or Terrazzo
- Surface flange available for carpeted floors with 0.15" rise meets ADA requirements
- Hideaway egress doors fold under cover while in use



### Family Look

SystemOne recessed floorbox line offers a common look regardless of capacity or installation, ensuring a consistent look throughout a building with rectangular or round covers. Round covers lend themselves to multi-story buildings also using fire-rated poke-through devices.



### Service Access

- All covers have 180° opening of main door
- Larger cover openings allows for easier device installation and end user access
- Larger access area makes for effortless device engagement




### Recessed and Furniture Feed Covers

2, 4, 6 and 10-gang recessed floorbox lines offer dynamic installation flexibility. Each box series has rectangular and round cover options with recessed and furniture feed cover capabilities.



### Pre-Wired Mounting Plates

- Pre-wired duplex, StyleLine® and 3-Cube receptacles with 8" stranded leads are installed into plates to allow for even more labor savings
- Pre-wired plates include tamper resistant, controlled and isolated ground receptacles



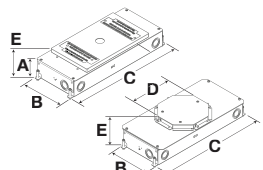




### Single Screw Device Mounting Plates

2, 4 and 6-gang boxes offer line voltage and low voltage device plates with a patented single screw installation which maximizes installation efficiency by reducing install time

# Recessed 2 and 4-Gang Floorboxes

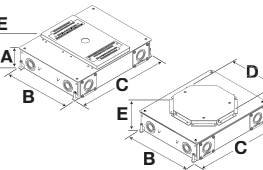




For use in concrete floors

## 2-Gang Floorboxes

Style	Rectangular Cover		Round Cover	
				
Standard Box	<b>CFB2G30E</b>	<b>CFB2G25E</b>	<b>CFB2G30RE</b>	<b>CFB2G25RE</b>
Corrosion-Resistant (On-grade)	<b>CFB2G30CRE</b>	<b>CFB2G25CRE</b>	<b>CFB2G30RCRE</b>	<b>CFB2G25RCRE</b>
Recommended Pour Depth	3.50" (88.9)	3.00" (76.2)	3.75" (95.3)	3.25" (82.6)
Min. Depth of Pour	3.00" (76.2)	2.50" (63.5)	3.75" (95.3)	3.25" (82.6)
Adjustability	Fully	Fully	Fully	Fully
Cubic Inch (cm <sup>3</sup> ) Capacity per Gang	56.5 cu. in. (926 cm <sup>3</sup> )	47.5 cu. in. (778 cm <sup>3</sup> )	56.5 cu. in. (926 cm <sup>3</sup> )	47.5 cu. in. (778 cm <sup>3</sup> )
Dimensions – A	3.00" (76.2)	2.50" (63.5)	–	–
Dimensions – B	6.62" (168.1)	6.62" (168.1)	7.32" (185.9)	7.32" (185.9)
Dimensions – C	16.27" (413.3)	16.27" (413.3)	16.27" (413.3)	16.27" (413.3)
Dimensions – D	–	–	6.37" (161.7) TYP.	6.37" (161.7) TYP.
Dimensions – E	3.50" (88.9)	3.00" (76.2)	3.75" (95.3)	3.25" (82.6)
KO Trade Size: Ends	(2) 1/2", 3/4", 1", 1-1/4"	(2) 1/2", 3/4", 1"	(2) 1/2", 3/4", 1", 1-1/4"	(2) 1/2", 3/4", 1"
Sides	(4) 3/4", 1", 1-1/4", 2"	(4) 1/2", 3/4", 1"	(4) 3/4", 1", 1-1/4", 2"	(4) 1/2", 3/4", 1"
Bottom	(4) 1/2", 3/4", 1", 1-1/4"	(4) 1/2", 3/4", (4) 1", 1-1/4"	(4) 1/2", 3/4", 1", 1-1/4"	(4) 1/2", 3/4", 1", 1-1/4"
Cover Style	Rectangular	Rectangular	Round	Round
2 Inch Hub Compatible	Yes	No	Yes	No

UL File Number E31999. Boxes include concrete covers. | \*Requires CFBHUB2 for 2" conduits. CFBHUB200PVC for 2" PVC conduits or CFBHUB125PVC for 1-1/4" PVC conduits.

## 4-Gang Floorboxes

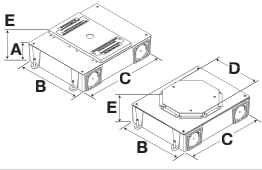




Style	Rectangular Cover		Round Cover	
				
Standard Box	<b>CFB4G30E</b>	<b>CFB4G25E</b>	<b>CFB4G30RE</b>	<b>CFB4G25RE</b>
Corrosion-Resistant (On-grade)	<b>CFB4G30CRE</b>	<b>CFB4G25CRE</b>	<b>CFB4G30RCRE</b>	<b>CFB4G25RCRE</b>
Recommended Pour Depth	3.50" (88.9)	3.00" (76.2)	3.75" (95.3)	3.25" (82.6)
Min. Depth of Pour	3.00" (76.2)	2.50" (63.5)	3.75" (95.3)	3.25" (82.6)
Adjustability	Fully	Fully	Fully	Fully
Cubic Inch (cm <sup>3</sup> ) Capacity per Gang	51.0 cu. in. (835.0 cm <sup>3</sup> )	41.5 cu. in. (680.0 cm <sup>3</sup> )	51.0 cu. in. (835.0 cm <sup>3</sup> )	41.5 cu. in. (680.0 cm <sup>3</sup> )
Dimensions – A	3.00" (76.2)	2.50" (63.5)	–	–
Dimensions – B	11.33" (276.5)	11.20" (284.5)	11.33" (246.5)	11.20" (284.5)
Dimensions – C	14.57" (370.1)	14.57" (370.1)	14.57" (370.1)	14.57" (370.1)
Dimensions – D	–	–	8.37" (212.5) TYP.	8.37" (212.5) TYP.
Dimensions – E	3.50" (88.9)	3.00" (76.2)	3.75" (95.3)	3.25" (82.6)
KO Trade Size: Ends	(4) 1/2", 3/4", 1", 1-1/4"	(4) 1/2", 3/4", 1"	(4) 1/2", 3/4", 1", 1-1/4"	(4) 1/2", 3/4", 1"
Sides	(4) 3/4", 1", 1-1/4", 2"	(4) 1/2", 3/4", 1"	(4) 3/4", 1", 1-1/4", 2"	(4) 1/2", 3/4", 1"
Bottom	(4) 1/2", 3/4", 1", 1-1/4"	(4) 1/2", 3/4", (4) 1", 1-1/4"	(4) 1/2", 3/4", 1", 1-1/4"	(4) 1/2", 3/4", (4) 1", 1-1/4"
Cover Style	Rectangular	Rectangular	Round	Round
2 Inch Hub Compatible	Yes	No	Yes	No

UL File Number E31999. Boxes include concrete covers. | \*Requires CFBHUB2 for 2" conduits. CFBHUB200PVC for 2" PVC conduits or CFBHUB125PVC for 1-1/4" PVC conduits.

# Recessed 4 and 6-Gang Floorboxes

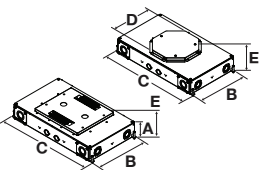


For use in concrete floors

## 4-Gang Floorboxes, continued

Style	PVC Boxes		Cast Iron Boxes	
				
PVC Base Box (On-grade)	<b>CFB4G30PFBE</b>	<b>CFB4G30PFBRE</b>	-	-
Cast Iron Box (On-grade)	-	-	<b>CFB4G30CI</b>	<b>CFB4G30RCI</b>
Recommended Pour Depth	3.75" (95.3)	4.00" (101.6)	3.75" (95.3)	4.00" (101.6)
Min. Depth of Pour	3.25" (82.6)	4.00" (101.6)	3.25" (82.6)	4.00" (101.6)
Adjustability	Fully	Fully	Fully	Fully
Cubic Inch (cm <sup>3</sup> ) Capacity per Gang	51.0 cu. in. (835.0 cm <sup>3</sup> )	51.0 cu. in. (835.0 cm <sup>3</sup> )	30.0 cu. in. (491.7 cm <sup>3</sup> )	30.0 cu. in. (491.7 cm <sup>3</sup> )
Dimensions – A	3.25" (82.6)	-	3.25" (82.6)	-
Dimensions – B	11.20" (284.5)	11.20" (284.5)	11.44" (290.5)	11.44" (290.5)
Dimensions – C	15.70" (398.8)	15.70" (398.8)	13.19" (335.1)	13.19" (335.1)
Dimensions – D	-	8.37" (212.5) TYP.	-	8.37" (212.5) TYP.
Dimensions – E	3.75" (95.3)	4.00" (101.6)	3.75" (95.3)	4.00" (101.6)
Trade Size: Ends	-	-	(4) 1-1/2" NPT thread	(4) 1-1/2" NPT thread
Trade Size: Sides	Requires drilling openings. PVC conduit only: 1-1/4" maximum size*		Requires drilling openings. PVC conduit only: 1-1/4" maximum size*	
Trade Size: Bottom	Requires drilling openings. PVC conduit only: 1-1/2" maximum size		-	-
Cover Style	Rectangular	Round	Rectangular	Round
2" Hub Compatible	Yes	Yes	No	No

UL File Number E31999. Boxes include concrete covers. | \*Requires PVC Hubs, CFBHUB200PVC for 2" PVC conduits or CFBHUB125PVC for 1-1/4" PVC conduits.

## 6-Gang Floorboxes

Style	Rectangular Cover	Round Cover
		
Standard Box	<b>CFB6G30E</b>	<b>CFB6G30RE</b>
Corrosion-Resistant (On-grade)	<b>CFB6G30CRE</b>	<b>CFB6G30RCRE</b>
Recommended Pour Depth	3.50" (88.9)	3.75" (95.3)
Min. Depth of Pour	3.00" (76.2)	3.75" (95.3)
Adjustability	Fully	Fully
Cubic Inch (cm <sup>3</sup> ) Capacity per Gang:		
Ends	108.5 cu. in. (1778 cm <sup>3</sup> )	108.5 cu. in. (1778 cm <sup>3</sup> )
Sides	33.0 cu. in. (510 cm <sup>3</sup> )	33.0 cu. in. (510 cm <sup>3</sup> )
Dimensions – A	3.00" (76.2)	3.00" (76.2)
Dimensions – B	11.54" (293.0)	11.54" (293.0)
Dimensions – C	19.68" (499.9)	19.68" (499.9)
Dimensions – D	-	8.37" (212.5) TYP.
Dimensions – E	3.50" (88.9)	3.75" (95.3)
KO Trade Size: Ends	(4) 1/2", 3/4", 1", 1-1/4"	(4) 1/2", 3/4", 1", 1-1/4"
Sides	(4) 3/4", 1", 1-1/4", 2"*	(4) 3/4", 1", 1-1/4", 2"*
Bottom	(4) 1/2", 3/4", 1", 1-1/4", (4) 1/2", 3/4"	(4) 3/4", 1", 1-1/4", 1-1/2", (4) 1/2", 3/4"
Cover Style	Rectangular	Round
2" Hub Compatible	Yes	Yes

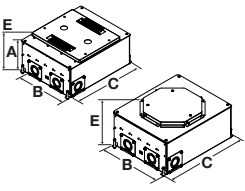


UL File Number E31999. Boxes include concrete covers. | \*Requires CFBHUB2 for 2" conduits. CFBHUB200PVC for 2" PVC conduits or CFBHUB125PVC for 1-1/4" PVC conduits.



# Recessed 4/5 & 8<sup>+</sup>/10-Gang Floorboxes

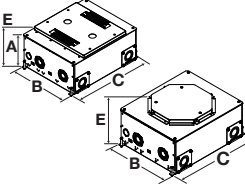


For use in concrete floors

## 4/5-Gang Floorboxes

Style	Rectangular Cover	Round Cover
		
Standard Box Corrosion-Resistant (On-grade)	<b>CFB45G55E</b> <b>CFB45G55CRE</b>	<b>CFB45G55RE</b> <b>CFB45G55RCRE</b>
Recommended Pour Depth	6.00" (152.4)	6.25" (158.8)
Min. Depth of Pour	5.50" (139.7)	6.25" (158.8)
Adjustability	Fully	Fully
Cubic Inch (cm <sup>3</sup> ) Capacity per Gang	99/105 cu. in. (1621/1721 cm <sup>3</sup> )	99/105 cu. in. (1621/1721 cm <sup>3</sup> )
Dimensions – A	5.59" (142.0)	–
Dimensions – B	11.09" (281.6)	11.09" (281.6)
Dimensions – C	14.14" (359.2)	14.14" (359.2)
Dimensions – D	–	8.37" (212.5) TYP.
Dimensions – E	5.50" (139.7)	6.25" (158.8)
KO Trade Size: Ends	(2) 3/4", 1", 1-1/4", 2"	(2) 3/4", 1", 1-1/4", 2"
Sides	(2) 3/4", 1", 1-1/4", 2"	(2) 3/4", 1", 1-1/4", 2"
Bottom	(2) 1/2", 3/4", 1", 1-1/4"	(2) 1/2", 3/4", 1", 1-1/4"
Cover Style	Rectangular	Round
2" Hub Compatible	Yes	Yes

UL File Number E31999. Boxes include concrete covers. | \*Requires CFBHUB2 for 2" conduits. CFBHUB200PVC for 2" PVC conduits or CFBHUB125PVC for 1-1/4" PVC conduits.

## 8<sup>+</sup>/10-Gang Floorboxes

Style	Rectangular Cover	Round Cover
		
Standard Box Corrosion-Resistant (On-grade)	<b>CFB10G55E</b> <b>CFB10G55CRE</b>	<b>CFB10G55RE</b> <b>CFB10G55RCRE</b>
Recommended Pour Depth	6.00" (152.4)	6.25" (158.8)
Min. Depth of Pour	5.50" (139.7)	6.25" (158.8)
Adjustability	Fully	Fully
Cubic Inch (cm <sup>3</sup> ) Capacity per Gang	35.0/69.5/99.0 cu. in. (574/1139/1622 cm <sup>3</sup> )	35.0/69.5/99.0 cu. in. (574/1139/1622 cm <sup>3</sup> )
Dimensions – A	5.59" (142.0)	–
Dimensions – B	11.09" (281.6)	11.09" (281.6)
Dimensions – C	14.14" (359.2)	14.14" (359.2)
Dimensions – D	–	8.37" (212.5) TYP.
Dimensions – E	5.50" (139.7)	6.25" (158.8)
KO Trade Size: Ends	(2) 1/2", 3/4", (4) 1/2", 3/4", 1", 1-1/4", 1-1/2"	(2) 1/2", 3/4", (4) 1/2", 3/4", 1", 1-1/4", 1-1/2"
Sides	(2) 3/4", 1", 1-1/4", 2"	(2) 3/4", 1", 1-1/4", 2"
Bottom	(2) 1/2", 3/4", (4) 1/2", 3/4", 1", 1-1/4"	(2) 1/2", 3/4", (4) 1/2", 3/4", 1", 1-1/4"
Cover Style	Rectangular	Round
2" Hub Compatible	Yes	Yes



UL File Number E31999. Boxes include concrete covers. | \*\*Requires CFBHUB2 for 2" conduits. CFBHUB200PVC for 2" PVC conduits or CFBHUB125PVC for 1-1/4" PVC conduits.

\*FB10MPNEMA2XG and/or FB10MPNEMA4G for 8-gang configuration.

# Rectangular Floorbox Covers

- 180° access with 2 cable egress doors
- Surface style typical applications: carpet, VCT
- Flush style typical applications: tile, finished concrete and Terrazzo floors

## Available finishes



## For use with 2 & 4-gang floorboxes

- Compatible with CFB2G25, CFB2G25CR, CFB2G30 and CFB2G30CR series
- Maximum static load of 800 lbs. with 2x safety factor\*
- Furniture feed covers ship with low voltage dividers

Finish	Surface Cover Dimensions 11-11/16" x 7-3/16"			Flush Cover Dimensions 10-11/16" x 6-3/16"		
	Without Insert	With Insert	Furniture Feed (1" & 2" Plugs)	Without Insert	With Insert	Furniture Feed (1" & 2" Plugs)
Aluminum Powder Coat	<b>24GCCVRALU</b>	<b>24GCCVRALUC</b>	<b>24GCCFFCVRALU</b>	<b>24GTCVRALU</b>	<b>24GTCVRALUC</b>	<b>24GTTFFCVRALU</b>
Black Powder Coat	<b>24GCCVRBK</b>	<b>24GCCVRBK C</b>	<b>24GCCFFCVRBK</b>	<b>24GTCVRBK</b>	<b>24GTCVRBK C</b>	<b>24GTTFFCVRBK</b>
Brass Powder Coat	<b>24GCCVRBRS</b>	<b>24GCCVRBRS C</b>	<b>24GCCFFCVRBRS</b>	<b>24GTCVRBRS</b>	<b>24GTCVRBRS C</b>	<b>24GTTFFCVRBRS</b>
Bronze Powder Coat	<b>24GCCVRBRZ</b>	<b>24GCCVRBRZ C</b>	<b>24GCCFFCVRBRZ</b>	<b>24GTCVRBRZ</b>	<b>24GTCVRBRZ C</b>	<b>24GTTFFCVRBRZ</b>
Satin Nickel Powder Coat	<b>24GCCVRNK</b>	<b>24GCCVRNK C</b>	<b>24GCCFFCVRNK</b>	<b>24GTCVRNK</b>	<b>24GTCVRNK C</b>	<b>24GTTFFCVRNK</b>



## For use with 4/5, 6, & 8/10-gang floorboxes

- Compatible with CFB45G55E, CFB45G55CRE, CFB6G30, CFB6G30CR, CFB10G55 and CFB10G55CR series
- Maximum static load of 1,500 lbs. with 2x safety factor\*
- Furniture feed covers and low voltage dividers purchased separately

Finish	Surface Cover Dimensions 11-1/2" x 10"			Flush Cover Dimensions 10-1/2" x 9"		
	Without Insert	With Insert	Furniture Feed ((2) 1" & (2) 2" Plugs)	Without Insert	With Insert	Furniture Feed ((2) 1" & (2) 2" Plugs)
Aluminum Powder Coat	<b>610GCCVRALU</b>	<b>610GCCVRALUC</b>	<b>610GCCFFCVRALU**</b>	<b>610GTCVRALU</b>	<b>610GTCVRALUC</b>	<b>610GTTFFCVRALU**</b>
Black Powder Coat	<b>610GCCVRBK</b>	<b>610GCCVRBK C</b>	<b>610GCCFFCVRBK**</b>	<b>610GTCVRBK</b>	<b>610GTCVRBK C</b>	<b>610GTTFFCVRBK**</b>
Brass Powder Coat	<b>610GCCVRBRS</b>	<b>610GCCVRBRS C</b>	<b>610GCCFFCVRBRS**</b>	<b>610GTCVRBRS</b>	<b>610GTCVRBRS C</b>	<b>610GTTFFCVRBRS**</b>
Bronze Powder Coat	<b>610GCCVRBRZ</b>	<b>610GCCVRBRZ C</b>	<b>610GCCFFCVRBRZ**</b>	<b>610GTCVRBRZ</b>	<b>610GTCVRBRZ C</b>	<b>610GTTFFCVRBRZ**</b>
Satin Nickel Powder Coat	<b>610GCCVRNK</b>	<b>610GCCVRNK C</b>	<b>610GCCFFCVRNK**</b>	<b>610GTCVRNK</b>	<b>610GTCVRNK C</b>	<b>610GTTFFCVRNK**</b>



## \*\*Low voltage divider kits for furniture feed rectangular covers

Description	Catalog Number
Required for dual service with Hubbell SystemOne rectangular furniture feed covers. Purchased separately.	6-gang <b>CFBS1R8FF6GDIVKIT</b> 10-gang <b>CFBS1R8FF10GDIVKIT</b>

Furniture feed covers not compatible with CFB45G55E series floorboxes.


\*Load applied through a 3" (76mm) mandrel in center of the cover.

# Round Floorbox Covers

- Maximum static load of 1,000 lbs. with 2x safety factor\*
- Recessed covers - 180° access with 2 cable egress doors



## Available finishes



### 6" round covers, for use with 2-gang floorboxes

- Compatible with CFB2G25R, CFB2G25RCR, CFB2G30R and CFB2G30RCR series floorboxes
- Cover flanges - 7-1/2" diameter and 0.15" height
- Furniture feed covers ship with low voltage dividers

Finish	Flush Surface	Furniture Feed (3/4" and 2" Plugs)
Brushed Aluminum	<b>CFBS1R6CVRALU</b>	<b>CFBS1R6FFCVRALU</b>
Black Powder Coat	<b>CFBS1R6CVRBLK</b>	<b>CFBS1R6FFCVRBLK</b>
Brass Plated	<b>CFBS1R6CVRBRS</b>	<b>CFBS1R6FFCVRBRS</b>
Bronze Plated	<b>CFBS1R6CVRBRZ</b>	<b>CFBS1R6FFCVRBRZ</b>
Gray Powder Coat	<b>CFBS1R6CVRGRY</b>	<b>CFBS1R6FFCVRGRY</b>
Satin Nickel Plated	<b>CFBS1R6CVRNKL</b>	<b>CFBS1R6FFCVRNKL</b>



### 8" round covers, for use with 4, 4/5, 6, and 8/10 gang floorboxes

- Compatible with CFB4G25R, CFB4G25RCR, CFB4G30R, CFB4G30RCR, CFB45G55E, CFB45G55CRE, CFB6G30, CFB6G30CR, CFB10G55 and CFB10G55CR series
- Cover flanges have a 9-1/2" diameter and 0.15" height
- Furniture feed cover low voltage dividers purchased separately

Finish	Flush Surface	Furniture Feed (1" and 2" Plugs)
Brushed Aluminum	<b>CFBS1R8CVRALU</b>	<b>CFBS1R8FFCVRALU**</b>
Black Powder Coat	<b>CFBS1R8CVRBLK</b>	<b>CFBS1R8FFCVRBLK**</b>
Brass Plated	<b>CFBS1R8CVRBRS</b>	<b>CFBS1R8FFCVRBRS**</b>
Bronze Plated	<b>CFBS1R8CVRBRZ</b>	<b>CFBS1R8FFCVRBRZ**</b>
Gray Powder Coat	<b>CFBS1R8CVRGRY</b>	<b>CFBS1R8FFCVRGRY**</b>
Satin Nickel Plated	<b>CFBS1R8CVRNKL</b>	<b>CFBS1R8FFCVRNKL**</b>



### \*\*Low voltage divider kits for 8" round covers


Description		Catalog Number
Required for dual service with Hubbell SystemOne 8" round furniture feed covers. Purchased separately.	4-gang	<b>CFBS1R8FF4GDIVKIT</b>
	6-gang	<b>CFBS1R8FF6GDIVKIT</b>
	10-gang	<b>CFBS1R8FF10GDIVKIT</b>

Furniture feed covers not compatible with CFB45G55E series floorboxes.

\*Load applied through a 3" (76mm) mandrel in center of the cover.

# Plates

- UL514A Listed



## For use with 2, 4 and 6-gang floorboxes

Cat. No.	Plate Style	Cat. No.	Plate Style
<b>FBMPREC</b>	(1) Decorater opening	<b>FBMPDUP</b>	(1) Duplex opening
<b>FBMP139</b>	(1) Simplex opening 1.40" diameter	<b>FBMP156</b>	(1) Twist-Lock® opening 1.60" diameter
<b>FBMP6DJ</b>	(1) Hubbell keystone jack openings and (4) jack KOs with label field	<b>FBMP6KS</b>	(1) Opening with Hubbell 6-Port frame for keystone jacks
<b>FBMP15IM</b>	(1) 1.5U Hubbell iStation opening	<b>FBMP2IM</b>	(2) 1U Hubbell iStation openings
<b>FBMPBnk</b>	1-gang blank plate	<b>FBMPFT</b>	Cable feed through with bushing
<b>FBMPAAP</b>	(4) Extron® AAP openings	<b>FBMPMAAP</b>	(2) Extron® MAAP openings
<b>FBMPTRAC</b>	(1) opening for TracJack® or Series II®	<b>FBMPSIEMONCT</b>	Siemon CT Series

## For use with 4/5 and 8\*/10-gang floorboxes

Cat. No.	Plate Style	Cat. No.	Plate Style
<b>FB10MPREC</b>	(1) Decorater opening	<b>FB10MPDUP</b>	(1) Duplex opening
<b>FB10MPBnk</b>	1-gang blank plate	<b>FB10MPKEY</b>	(1) Opening with Hubbell 6-port frame for keystone jacks
<b>FB10MPTRAC</b>	(2) Openings for (6) Ortronics TracJack®	<b>FB10MPFT</b>	Cable feed through with bushing
Cat. No.	Two Gang Plate Style	Cat. No.	Two Gang Plate Style
<b>FB10MP2A</b>	Decorater openings	<b>FB10MP2E</b>	Duplex openings
<b>FB10TLX</b>	(1) Simplex opening 1.40" diameter	<b>FB10TLA</b>	(1) Twist-Lock® opening 1.60" diameter
<b>FB10MP2B</b>	(6) 1U Hubbell iStation modules	<b>FB10MPMAAP</b>	(4) Extron® MAAP openings
<b>FB10MPAAP</b>	(4) Extron® AAP openings		
Cat. No.	Three Gang Plate Style	Cat. No.	Three Gang Plate Style
<b>FB10TLY</b>	(2) Simplex opening 1.40" diameter	<b>FB10TLB</b>	(3) Twist-Lock® opening 1.60" diameter
<b>FB10MP3GAPP</b>	(1) Opening for appliance receptacle, requires 2-gang industry plate for trim out		
Cat. No.	Five Gang Plate Style	Cat. No.	Five Gang Plate Style
<b>FB10TLC</b>	(3) Simplex opening 1.40" diameter	<b>FB10TLZ</b>	Twist-Lock® opening 1.60" diameter
<b>FB10MPNEMA2XG</b>	(2) 2-gang. Meets NEMA spacing. Ideal for Crestron® DM-TX product and power. Ships with low voltage divider.	<b>FB10MPNEMA4G</b>	(4) Single service openings utilizing NEMA wallplate. (No low voltage divider option.)

\*Use with FB10MPNEMA2XG and/or FB10MPNEMA4G for 8-gang configuration.

HUBBELL SYSTEMONE ETERNAL™ SERIES

# Pre-Wired Devices

- Reduces wiring and installation times
- 8” stranded leads mounted to the face plate

### For use with 2, 4 and 6-gang floorboxes

Description	Type	Catalog Number
Duplex, gray, 20A	Standard Tamper-Resistant	<b>PWFBMPCR20GRY</b> <b>PWFBMPCR20GRYTR</b>
Decorator, gray, 20A	Standard Tamper-Resistant	<b>PWFBMPDR20GRY</b> <b>PWFBMPDR20GRYTR</b>
2-Cubes, single circuit, 20A	Standard Marked Controlled	<b>PWFBMP2R*</b> <b>PWFBMP2RC*</b>
3-Cubes, single circuit, 20A	Standard Marked Controlled	<b>PWFBMP3R*</b> <b>PWFBMP3RC*</b>

\*Includes isolated ground sticker

### For use with 4/5 and 8/10-gang floorboxes

Description	Type	Catalog Number
Duplex, gray, 20A	Standard Tamper-Resistant	<b>PWFB10MPCR20GRY</b> <b>PWFB10MPCR20GRYTR</b>
Decorator, gray, 20A	Standard Tamper-Resistant	<b>PWFB10MPDR20GRY</b> <b>PWFB10MPDR20GRYTR</b>



HUBBELL SYSTEMONE ETERNAL™ SERIES

# Accessories

Description		Catalog Number
(1) 2" threaded zinc hub for use with CFB2G30, CFB4G30 and CFB6G30 series floorboxes; replaces CFBKOPLATE.		<b>CFBHUB2</b>
(2) 1-1/4" PVC hubs with reducers for use with CFB2G30, CFB4G30 and CFB6G30 series floorboxes; replaces CFBKOPLATE. Includes: (2) 1" reducers, (2) 3/4" reducers, and (2) 1/2" reducers/plugs.		<b>CFBHUB125PVC</b>
(2) 2" PVC hubs with reducers for use with CFB2G30, CFB4G30 and CFB6G30 series floorboxes; replaces CFBKOPLATE. Includes: (2) 1-1/2" reducers, (2) 1-1/4" reducers, and (2) 1" reducers/plugs.		<b>CFBHUB200PVC</b>
Rectangular pre-pour 1/2" extension caps (2 pack)	2 & 4-gang floorbox 4/5, 6 & 8/10-gang floorbox	<b>24GEXTENDCAP2PK</b> <b>610GEXTENDCAP2PK</b>
ETERNAL replacement round cover adapter	2-gang floorbox 4-gang floorbox 6-gang floorbox 4/5 & 8/10-gang floorbox	<b>CFB2GS1R6ADAPTE</b> <b>CFB4GS1R8ADAPTE</b> <b>CFB6GS1R8ADAPTE</b> <b>CFB4510GS1R8ADAPTE</b>
	2-Gang	4, 4/5, 6 and 10-Gang
Stackable ring to increase box height and concrete pour depth by 3/4" increments above top plane of floorbox. One ring per 3/4" depth increase. <b>Must be installed before concrete pour.</b>	<b>CFB6RCVRR075</b>	<b>CFB8RCVRR075</b>
Finished floor height adjustment ring - <b>increase post pour adjustment;</b> use with round cover series.	0 - 1/4" 1/4" - 1/2" 1/2" - 3/4" <b>CFB6RCVRR1*</b> <b>CFB6RCVRR2</b> <b>CFB6RCVRR3</b>	<b>CFB8RCVRR1**</b> <b>CFB8RCVRR2</b> <b>CFB8RCVRR3</b>

\*Included with standard CFB2G30R and CFB2G25R series floorboxes. | \*\*Included with standard CFB4G30R, CFB4G25R, CFB6G30R, CFB45G55R and CFB10G55R series floorboxes.

THE NEXT BIG STEP IN INNOVATION

# Installing the Fully Adjustable Mounting Cup

During a concrete pour installation, a floor box can become buried or the thickness of the floor covering can change. Our patented, integrated, adjustable mounting cup solves these problems. Adjust the device mounting depth to 3" to accommodate any plug, no matter the floor thickness. Additionally, this is helpful for engineered flooring on the concrete; the adjustable mounting cup allows for post pour upwards adjustment of up to 1.5".



Nonmetallic Adjustable 4" Floorbox




Furniture Feed Activation



Recessed Activation

Locate installation area and connect conduits



Pour concrete



Cut box top level with concrete



Install flooring



Install adjustable mounting cup and level with flooring



Wire devices into box



Finish with cover




## FEATURES & BENEFITS

# Fully Adjustable 4 Inch Recessed Floorboxes

The SystemOne fully adjustable recessed floorbox box is perfect for delivering power, data and AV for any application. It overcomes the challenges of varying device depth because of different floor thicknesses, or when the floorbox becomes buried in the concrete pour. Our patented, integral, mounting cup adjusts the device mounting depth up to 3" to accommodate any plug, no matter the floor thickness. Additionally, it allows for post-pour adjustment of up to 1.5" upward. This helps particularly when the final flooring is unknown at the time concrete is being poured.

Achieve a common look anywhere in a building, on grade or above grade with the same cover design as our 4" recessed fire-rated poke-throughs.

Nonmetallic Adjustable  
4" Floorbox with Cover



### Box Design

- Up to 2" conduit ready (Cast iron maximum conduit - 1-1/2")
- Available in PVC, stamped steel, epoxy coated stamped steel or cast iron construction available
- cULus Listed - Scrubwater compliant



### Covers

- Durable die-cast aluminum
- 1,000 lbs. static load rated cover
- Available in 6 architectural finishes
- Low profile flange, 0.15 inch exceeds ADA requirements
- 5.50" diameter flange




### Adjustable Mounting Cups

- 3" deep access chamber
- Patented post pour adjustable mounting cup with teeth spaced in 5/32" increments allows for up to 1-1/2" of upward adjustability from the lowest position, ideal for engineered flooring
- High visibility white cup for making easy connections




### Furniture Feed Cover Design

- Compatible with recessed covers
- Seamless one piece cast aluminum design
- (1) 3/4" threaded hub for power
- (1) 1-1/2" threaded hub for low voltage
- 0.15" flange height, 5.50" diameter flange



### 2" Conduit Ready

To meet expanding AV and data needs, the SystemOne Recessed Floorbox line readily accepts 2" conduits with the use of a 2" threaded conduit hub, CFBHUB2. Sold separately.

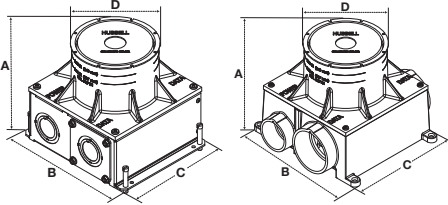






### Easy Mount Device Plates

- Recessed connections
- Single service or dual service
- Multiple, open architecture mounting plates for power, data and AV

# Fully Adjustable 4 Inch Recessed Floorboxes

For use in concrete floors

Style	Cast Iron	Corrosion-Resistant	Stamped Steel	Non-Metallic	
					
Cast Iron/Non-Metallic	Stamped Steel	<b>CFBS1R4CFB</b>	<b>CFBS1R4SFBCR</b>	<b>CFBS1R4SFB</b>	<b>CFBS1R4PFB</b>
Min. Depth of Pour		5.00" (127.0)	5.00" (127.0)	5.00" (127.0)	5.00" (127.0)
Max. Pour Depth		6.00" (152.4)	6.00" (152.4)	6.00" (152.4)	6.00" (152.4)
Cubic Inch (cm <sup>3</sup> ) Capacity		72.0 cu. in. (1180 cm <sup>3</sup> )	80.0 cu. in. (1311 cm <sup>3</sup> )	80.0 cu. in. (1311 cm <sup>3</sup> )	67.0 cu. in. (1098 cm <sup>3</sup> )
Dimensions – A		6.00" (152.4)	6.00" (152.4)	6.00" (152.4)	6.00" (152.4)
Dimensions – B		7.60" (193.0)	7.40" (188.0)	7.40" (188.0)	7.85" (199.4)
Dimensions – C		6.58" (167.1)	6.32" (160.6)	6.32" (160.6)	6.45" (163.8)
Dimensions – D		4.60" (116.8)	4.60" (116.8)	4.60" (116.8)	4.60" (116.8)
Power Entries		(2) 1" NPT Thread	(2) 3/4", 1", 1-1/4"	(2) 3/4", 1", 1-1/4"	(2) 1/2", 3/4", 1", 1-1/4"
Data Entries		(2) 1-1/2" NPT Thread	(2) 3/4", 1", 1-1/4", 2"*	(2) 3/4", 1", 1-1/4", 2"*	(2) 1", 1-1/4", 1-1/2", 2"
Concrete Cover Included		☑	☑	☑	☑
Closure Plugs Included		☑	-	-	☑
Reducers		-	-	-	☑
CFBS1R4xx Cover Family		☑	☑	☑	☑
Compatible with CFBHUB2 - 2" Conduit Fitting		-	☑	☑	-

UL File Number E92074. | CSA File Number LR18416. | \*Requires CFBHUB2 for 2" conduits.

## Adjustable Mounting Cup - Required, Purchased Separately

The Adjustable Mounting Cup (AMC) is the heart of the CFBS1R4 Floorbox product line. Purchase it separately from the floorboxes. With teeth spaced in 5/32" increments, the adjustable cup provides flexibility for easy installation. Drop the AMC into the floorbox collar then rotate it clockwise to set the height. It remains adjustable until the ground plate is installed, locking into place and preventing unwanted height adjustment. Lastly, install the device mounting plate and electrical devices.



Description	Recessed Activation	Furniture Feed Activation
<b>Adjustable Mounting Cup - Required</b> Includes white mounting cup, low voltage dividers and ground plate. Floorboxes purchased independently from cup.	<b>CFBS1R4CUP</b>	<b>CFBS1R4FFCUP</b>






# 4 Inch Round Floorbox Covers & Plates

## Floorbox Covers

- Flange diameter is 5.5"
- Flange thickness is 0.15" thick and complies with ADA requirements
- Cover load rating is 1,000 lbs. with 2x safety factor\*
- Available in six finishes

## Available finishes



Finish	Recessed Activation	Furniture Feed Activation
Brushed Aluminum	<b>CFBS1R4CVRALU</b>	<b>S1R4FFCVRALU</b>
Black Powder Coat	<b>CFBS1R4CVRBLK</b>	<b>S1R4FFCVRBLK</b>
Brass Plated	<b>CFBS1R4CVRBRS</b>	<b>S1R4FFCVRBRS</b>
Bronze Plated	<b>CFBS1R4CVRBRZ</b>	<b>S1R4FFCVRBRZ</b>
Gray Powder Coat	<b>CFBS1R4CVRGRY</b>	<b>S1R4FFCVRGRY</b>
Satin Nickel Plated	<b>CFBS1R4CVRNKL</b>	<b>S1R4FFCVRNKL</b>



\*Load applied through a 3" (76mm) mandrel in center of the cover.

## Device Mounting Plates

Cat. No.	Plate Style	Cat. No.	Plate Style
<b>S1R4SP2X2STYLE</b>	2X2 Sub-plate with (1) decorator device opening and (2) keystone jack openings	<b>S1R4SPTWIST</b>	(1) 1.60 inch opening for 20 or 30A Twist-Lock® receptacle
<b>S1R4SP2X2DUPLEX</b>	2X2 Sub-plate with (1) duplex device opening and (2) keystone jack openings	<b>S1R4SPDUPLEX</b>	(1) Duplex device opening for power or datacom applications
<b>S1R4SP2X2STYLETJ</b>	2X2 Sub-plate with (1) decorator device opening and (2) Ortronics® TracJack® openings	<b>S1R4SPSIMPLEX</b>	(1) 1.40 inch opening for simplex receptacle
<b>S1R4SP2X2DUPLEXTJ</b>	2X2 Sub-plate with (1) duplex device opening and (2) Ortronics® TracJack® openings	<b>S1R4SPSTYLE</b>	(1) Style Line® decorator device opening for power or datacom applications
<b>S1R4SPQUAD</b>	(4) Single 20A receptacles. Can be wired as single or two circuit with isolated ground capability, 12" wire leads. Includes ⏻ stickers.		

# Accessories

Description	Catalog Number
Allows the conduit connections for the low voltage portion of the CFBS1R4SFB and CFBS1R4SFBCR to be increased to 2 inch capacity. The offset design helps to minimize conduit float during the concrete pour.	<b>CFBHUB2</b>
(2) 1-1/4" PVC hubs with reducers for use with CFBS1R4SFB and CFBS1R4SFBCR floorboxes; replaces CFBKOPLATE. Includes: (2) 1" reducers, (2) 3/4" reducers, and (2) 1/2" reducers/plugs.	<b>CFBHUB125PVC</b>
(2) 2" PVC hubs with reducers for use with CFBS1R4SFB and CFBS1R4SFBCR floorboxes; replaces CFBKOPLATE. Includes: (2) 1-1/2" reducers, (2) 1-1/4" reducers, and (2) 1" reducers/plugs.	<b>CFBHUB200PVC</b>
Set of conduit reducing adapters for use with the CFBS1R4PFB. Includes two each of the following adapters to reducing to the corresponding conduit diameter.	<b>CFBADAPT125</b> <b>CFBADAPT200</b>
Replacement ground bracket for use in all four CFBS1R4 series floorboxes.	<b>CFBS1R4GND</b>
Replacement pre-pour concrete yellow cover for use with all four of the CFBS1R4 series floorboxes.	<b>CFBS1R4COVER</b>
Abandonment plate, black finish, for all CFBS1R4 series floorboxes.	<b>S1R4CFBADMTBK</b>
Pre-pour PVC stand increases CFBS1R4PFB box height 2.5" to 4.0" within the concrete pour.	<b>PFBSTANDGY</b>

# Flush Floorboxes

The SystemOne universal cover and sub-plate design feature unique capabilities for flush floorbox applications. Our expanded product offering provides industry-leading flexibility that accommodates an extensive range of needs. This gives you the ability to create personal solutions for your most demanding, power, data and audio/video requirements.

## SystemOne Flush Floorbox Applications



### Multi-Service Applications

This sub-plate incorporates a standard Style Line® decorator opening, which can be used for an active multimedia device. In addition, a 20A outlet is supplied for power and two keystone openings are available for voice/data services.



### Multimedia Applications


Other sub-plate designs meet the growing needs of the audio/video market. Some models provide power outlets with our AV products, including 15-pin SVGA, RCA, S-Video, 3.5 mm stereo, HDMI and XLR microphone jacks. Other sub-plates can accommodate Extron® Electronics MAAP and AAP series AV modules, as well as FSR® IPS plates.



### 4X4 Applications


Provides maximum power capacity for flush, multi-service applications. This sub-plate features a pre-wired four outlet 20A, 125V receptacle and four openings for flush mount Hubbell modular jacks and audio/video Snap Fit connectors. Receptacle wiring permits dual circuit, as well as isolated ground applications.

## Traditional Floorboxes



### Flush Applications

Our wide variety of traditional solutions includes single and multi-gang cast iron, stamped steel and nonmetallic floorboxes in both round and rectangular designs. Finish these boxes with either brass or aluminum covers and flanges to match any office decor. All Hubbell floorbox assemblies exceed UL scrubwater exclusion requirements.



### Wooden Floor Applications

We offer round, single service and rectangular multi-service floor boxes for wooden floor applications. Rectangular boxes in one, two and three-gang options feature removable barriers for maximum capacity while maintaining separation of power and low voltage. A variety of covers and flanges are available in brushed aluminum or brass to meet aesthetic requirements.


Extron® is a registered trademark of Extron Electronics. FSR® is a registered trademark of FSR Inc.

## FEATURES & BENEFITS

# SystemOne Flush Floorbox Family

### Cast Iron, Steel and Steel AV Floorboxes

- Easily installed, aesthetic and configurable floorbox solution, for open floor plans that require both power and data services
- Universal Cover mounts directly to the floorbox riser, eliminating the need for an additional adapter collar
- Universal Cover features ScrubShield® technology that exceeds UL514 scrubwater exclusion requirements
- Convenient cubic inch capacity (cm<sup>3</sup>) markings on interior of box
- Leveling feet provide before pour adjustability
- Nonmetallic riser allows a simple saw cut for adjustment after pour
- Supplied with concrete cover and closure plugs (where applicable)
- Designed to accommodate multi-service applications with the wide offering of SystemOne sub-plates
- SystemOne Metal Floorboxes are approved for use in the City of Chicago
- CR versions incorporate fusion bonded epoxy paint for on grade use



### Cast Iron

- Corrosion resistant for on-grade applications
- Oversized 1-1/2" NPT threaded conduit access holes for low voltage
- 1" NPT threaded conduit access holes for power

### Steel

- Stamped steel construction
- Economical and light weight for above-grade applications
- Concentric knockouts permit various conduit sizes for both power and data services

### Steel AV

- Accommodates high-capacity multimedia applications in a 3-1/2" minimum depth of pour
- Oversized 1-1/2" NPT threaded data hub
- 3/4", 1" concentric knockouts for power services

### Nonmetallic Floorboxes

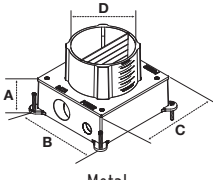
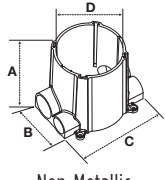




- Economical, easy to install, in-floor delivery system for open plan spaces
- Concrete cover, conduit reducers and conduit hub plugs included
- Universal Cover mounts directly to the floorbox riser, eliminating the need for an additional adapter collar



- Non-corrosive plastic construction
- Oversized 1-1/2" data conduit hub for increased cable capacity and bend radius
- Parallel conduit hubs reduce labor and material cost, facilitating easier wire pull

# Flush Metal and Non-Metallic Floorboxes

For use in concrete floors

Style	Cast Iron	Steel	Steel AV	Non-Metallic
 <p>Metal</p>  <p>Non-Metallic</p>				
Standard Corrosion-Resistant (On-grade)	- <b>SICFB*</b>	<b>SISFB*</b> <b>SISFBCR</b>	<b>SISFBAV*</b> <b>SISFBAVCR</b>	<b>SIPFB</b> -
Min. Depth of Pour	3.50" (88.9)	3.50" (88.9)	3.50" (88.9)	3.00" (76.2)
Adjustability	Fully	Fully	Fully	Fully
Cubic Inch (cm <sup>3</sup> ) Capacity	156.0 cu. in. (2556 cm <sup>3</sup> )	175.7 cu. in. (2879 cm <sup>3</sup> )	177.5 cu. in. (2909 cm <sup>3</sup> )	100 cu. in. (1638 cm <sup>3</sup> )
Dimensions – A	3.00" (76.2)	3.00" (76.2)	3.00" (76.2)	6.00" (152.4)
Dimensions – B	7.00" (177.8)	6.75" (171.4)	6.75" (171.4)	5.58" (141.7)
Dimensions – C	7.38" (187.3)	7.38" (187.3)	7.38" (187.3)	7.08" (179.8)
Dimensions – D (Inside Diameter)	5.00" (127.0)	5.00" (127.0)	5.00" (127.0)	5.00" (127.0)
Power Entries	(2) 1" NPT Thread	(2) 3/4", 1"	(2) 3/4", 1"	(2) 3/4", 1"
Data Entries	(2) 1-1/2" NPT Thread	(2) 3/4", 1", 1-1/4"	(2) 1-1/2" NPT Thread	(2) 3/4", 1", 1-1/4", 1-1/2"
Concrete Cover Included	☑	☑	☑	☑
Closure Plugs Included	☑	-	☑	☑
Accepts Hubbell SystemOne Universal Cover	☑	☑	☑	☑
Cover Mounting Clips Included	☑	☑	☑	☑
Non-Metallic Low Voltage Divider Included (SIDIVI)	☑	☑	☑	☑

UL File Number E92074. | \*SICFB, SISFB, SISFBAV are approved for use in the City of Chicago.


## HUBBELL SYSTEMONE

# Accessories


Description	Color	Catalog Number
Abandonment plates, used to cover abandoned SystemOne Fire-Rated Poke-Throughs or Floorboxes.	Black Gray	<b>SIAP4BL</b> <b>SIAP4GY</b>
Replacement side by side divider, used to isolate compartments in SISP, SISPFFx, SISPFFTx, SISPDU, SISPDU2IM and SISPDU2IM sub-plates. Included with all SystemOne Floorboxes.		<b>SIDIVI</b>
1-1/2" threaded hub, for use with SISFBAV ONLY. Permits feed-through applications. SISFBAV floorbox includes one (1) threaded hub.		<b>SIAVHUB15</b>
Replacement universal cover mounting clips, used to mount SystemOne Universal Cover to SystemOne metal and non-metallic floorboxes (SICFB, SISFB, SISFBAV, SIPFB). Includes 5 sets of mounting clips.		<b>SIFBCLIP5PK</b>
Pre-pour PVC stand increases SIPFB box height 2.5" to 4.0" within the concrete pour.		<b>PFBSTANDGY</b>

# Universal Covers


- Hinged doors open 180° flush to the carpet flange or tile
- Locking studs allow each door to be secured independently
- The universal carpet or tile flange can be used for SystemOne Floorboxes and Fire-Rated Poke-Throughs
- Durable cast aluminum construction with powder paint finish
- Features ScrubShield® technology that exceeds UL514 scrubwater exclusion requirements
- Provides consistent look and maximum functionality throughout the installed life
- Meets ADA standards for accessible design



## Available finishes



Finish	Carpet	Tile
Aluminum	<b>S1CFAL</b>	<b>S1TFAL</b>
Black	<b>S1CFBL</b>	<b>S1TFBL</b>
Brass	<b>S1CFBRS</b>	<b>S1TFBRS</b>
Gray	<b>S1FCGY</b>	<b>S1TFGY</b>
Ivory	<b>S1FCI</b>	<b>S1TFI</b>




Carpet

Tile

# Flush Sub-Plates

Our modular sub-plate design allows you to economically upgrade SystemOne FRPT and floorboxes to accommodate future moves, adds and changes.

- Durable cast aluminum construction, powder coat finish
- 4X4: four 20A, 125V receptacles, four keystone openings for voice/data jacks and flush multimedia connectors
- iSTATION modular connectivity
- Accommodates Extron® Electronics Architectural Series audio/video system integration products
- Accommodates GFCI, USB, surge and standard Style Line® decorator receptacles
- Twist-Lock® receptacle with two flush keystone openings
- Large capacity and multi-service furniture feed applications
- Open system sub-plates permit maximum data flexibility



4x4 Sub-Plate



Datacom & Power Sub-Plate



Extron® AAP/MAAP & Power Sub-Plate



Dual Style Line® Decorator Sub-Plate



Twist-Lock® Sub-Plate



Furniture Feed Cover, Carpet

Plate Style	Cat. No.	Plate Style	Cat. No.
Non-Metallic Metal <b>Style Line® Decorator/GFCI</b> (2) Style Line decorator openings for power and/or datacom applications	<b>SISP</b>	Non-Metallic Metal <b>Duplex/Duplex</b> (2) duplex openings for power and/or datacom applications	<b>SISPDU</b>
Non-Metallic Metal <b>Duplex/Style Line Decorator</b> (1) duplex and (1) Style Line decorator opening for power and/or datacom applications	<b>SISPDUSL</b>	 <b>Hubbell 4 X 4</b> (4) 20A, 125V receptacles. (4) Keystone openings for Hubbell jacks or flush AV connectors. Power can be wired as single or two circuit with isolated ground capability. Includes  stickers Provided with 15 ft. wire leads Provided with 30 ft. wire leads	<b>SISP4X4</b>  <b>SISP4X4C</b> <b>SISP4X415</b> <b>SISP4X430</b>
Non-Metallic Metal <b>Carpet Furniture Feed Cover/Flange*</b> (1) 3/4" and (1) 1-1/2" NPT access holes for power and/or datacom applications. Universal Cover not required. Includes carpet flange.	Aluminum Brass Black Gray <b>SISPFAL</b> <b>SISPFBR</b> <b>SISPFBL</b> <b>SISPFGL</b>	Non-Metallic Metal <b>Tile Furniture Feed Cover/Flange*</b> (1) 3/4" and (1) 1-1/2" NPT access holes for power and/or datacom applications. Universal Cover not required. Includes tile flange.	Aluminum Brass Black Gray <b>SISPFFTAL</b> <b>SISPFFTBR</b> <b>SISPFFTBL</b> <b>SISPFFTGL</b>

\*Furnished with 2 screws in flexible metal conduit connectors. | Min. depth of concrete pour in inches for metal (SISCFB, SISFB & SISFBAV) and non-metallic (SISPFB) floorboxes.

# Flush Sub-Plates

Plate Style	Cat. No.	Plate Style	Cat. No.
<b>Single Receptacle + Data</b> Opening for 20 or 30A Twist-Lock® receptacle (1.56" OD) and (2) Keystone openings for Hubbell jacks or flush AV connectors.	<b>SISPRTL</b>	<b>Hubbell DataCom</b> 1 unit flush Hubbell iSTATION opening and 3-unit recessed Hubbell iSTATION opening for data, voice, and AV applications.	<b>SISP4IM</b>
<b>Hubbell DataCom + Duplex</b> (1) duplex opening, (2) flush Keystone openings and 1.5 unit recessed Hubbell iSTATION opening for data, voice and AV applications.	<b>SISPDU2IM</b>	<b>Hubbell DataCom + Style Line® Decorator</b> (1) Style Line decorator opening, (2) flush Keystone openings and 1.5 unit recessed Hubbell iSTATION opening for data, voice and AV applications.	<b>SISP5L2IM</b>
<b>Hubbell DataCom + Power</b> (1) 20A, 125V receptacle and 3-unit recessed Hubbell iSTATION opening for data, voice, and AV applications.	<b>SISP3IM</b>	<b>Active Multimedia + Power</b> Single 20A, 125V receptacle; (2) flush Keystone openings; (1) rectangular Style Line decorator opening to accommodate active multimedia modules or low voltage outlet frames.	<b>SISPAMM20</b>
Marked  Controlled	<b>SISP3IMC</b>	Marked  Controlled	<b>SISPAMM20C</b>
<b>Extron® or FSR + Power</b> (1) 20A, 125V receptacle. Recessed opening for (3) single Extron® MAAP series adapter plates or FSR IPS plates.	<b>SISPEXT1</b>	<b>Extron® or FSR + Power</b> (1) 20A, 125V receptacle. Recessed opening for (1) single Extron® MAAP and (2) single AAP series adapter plates or FSR IPS plates.	<b>SISPEXT2</b>
Marked  Controlled	<b>SISPEXT1C</b>	Marked  Controlled	<b>SISPEXT2C</b>
<b>Extron® or FSR Single-Service</b> Recessed opening for (2) single Extron® MAAP and (2) single AAP series adapter plates or FSR IPS plates.	<b>SISPEXT3</b>	<b>Extron® AAP + Power</b> (1) 20A, 125V receptacle. (2) flush Keystone & recessed opening for (2) single Extron® AAP Series adapter plates. Marked  Controlled	<b>SISPEXT4C</b>
<b>Ortronics Series II® + Power</b> (1) 20A, 125V receptacle. Recessed opening for (3) 1 unit Ortronics Series II® modules.	<b>SISPORT</b>	<b>Ortronics TracJack® + Power</b> (1) 20A, 125V receptacle. Recessed bezel for (6) Ortronics TracJack® modules.	<b>SISPTRAC</b>
Marked  Controlled	<b>SISPORTC</b>	Marked  Controlled	<b>SISPTRACC</b>
<b>Panduit Mini Com® 4 X 4</b> (4) 20A, 125V receptacles. (4) openings for Panduit Mini-Com Connectivity.	<b>SISP4X4PA</b>	<b>SYSTIMAX® 4 X 4</b> (4) 20A, 125V receptacles. (4) openings for SYSTIMAX® Connectivity.	<b>SISP4X4SYS</b>
Includes  stickers	<b>SISP4X4PAC</b>	Includes  stickers	<b>SISP4X4SYS</b>
<b>Siemon MAX® + Power</b> (1) 20A, 125V receptacle. Recessed bezel for (6) Siemon MAX® modules.	<b>SISPMAX</b>		
Marked  Controlled	<b>SISPMAXC</b>		

Min. depth of concrete pour in inches for metal (SICFB, SISFB & SISFBAV) and non-metallic (SIPFB) floorboxes.

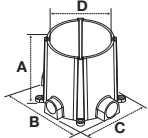

# Sub-Plate Accessories

Description	Finish	1-1/2" Plug	3/4" Plug	Description	Cat. No.
Replacement threaded conduit plugs Used with SISPFx and SISPFFx only. Sub-plate is supplied with plugs.	Aluminum	<b>SIFP15AL</b>	<b>SIFP34AL</b>	Replacement for SISPMAX. Sub-plate supplied w/data frame.	<b>SIDFMAX</b>
	Brass	<b>SIFP15BRS</b>	<b>SIFP34BRS</b>	Replacement for SISPTRAC. Sub-plate supplied w/data frame.	<b>SIDFTRAC</b>
	Black	<b>SIFP15BL</b>	<b>SIFP34BL</b>		Blank
	Gray	<b>SIFP15GY</b>	<b>SIFP34GY</b>		2-Port
					4-Port
				Style Line® decorator frame, black.	6-Port
					<b>NS620BK</b>
					<b>ISF2BK</b>
					<b>ISF4BK</b>
					<b>ISF6BK</b>

Extron® is a registered trademark of Extron Electronics. MAX® is a registered trademark of The Siemon Company. Mini-Com® and Panduit® are registered trademarks of Panduit Corp. SYSTIMAX® is a registered trademark of CommScope, Inc. TracJack®, Series II® and Ortronics® are registered trademarks of Ortronics/Legrand.

# Flush Round Non-Metallic Floorboxes

For use in concrete floors

Style	Rectangular Cover
	
Standard Box	<b>PFB1</b>
Min. Depth of Pour	3.00" (76.2)
Cubic Inch (cm <sup>3</sup> ) Capacity	100 cu. in. (1638.7 cm <sup>3</sup> ) prior to cutting level to floor (19.5 cu. in. (313.2 cm <sup>3</sup> ) per inch of depth).
Dimensions – A	6.00" (152.4)
Dimensions – B	7.08" (179.8)
Dimensions – C	6.69" (169.9)
Dimensions – D	5.38" (136.5)
Hubs	(2) 1" and (2) 3/4" conduit hubs
Concrete Cover Included	<input checked="" type="checkbox"/>
Closure/Reducer Plugs	(2) 1" plugs close off 1" hubs or reduce 1" to 3/4" (2) 3/4" plugs close off 3/4" hubs or reduce 3/4" to 1/2"

UL File Number E92074. CSA File Number LR18416.

## Accessories

Description	Catalog Number
<b>Adapter</b> Required for all applications.	<b>PFBA1A</b>
<b>Low Voltage Divider</b> Required for use with catalog number PFB1 when used in multi-service applications. Accepts Hubbell standard duplex receptacles or 15A Twist-Lock® duplex receptacles (HBL4700 series).	<b>PFBT1A</b>
<b>"Y" Adapter</b> 3/4" "Y" adapter to feed parallel runs of 3/4" conduit.	<b>PFBYA1</b>
<b>Pre-pour PVC Stand</b> increases PFB1 box height 2.5" to 4.0" within the concrete pour.	<b>PFBSTANDGY</b>


# Flush Round Covers & Flanges<sup>†</sup>

## Multi-Service Covers and Flanges<sup>†</sup>

Description	Finish	Cover & Flange	Replacement Cover Only
Includes floorbox cover with duplex flaps, (2) 1/2" dia. low voltage feed through holes and matching carpet flange. 6.25" diameter	Brass Brown Non-Metallic Black Non-Metallic Gray Non-Metallic Ivory Non-Metallic	<b>SF39253A</b> <b>PFBCBRA</b> <b>PFBCBLA</b> <b>PFBCGYA</b> <b>PFBCIA</b>	<b>BRS2RCA</b> <b>PFBCBLA</b> <b>PFBCBRA</b> <b>PFBCGYA</b> <b>PFBCIA</b>




### Available finishes











Description	Finish	Catalog Number
<b>Metal Carpet Flange</b> Use with single service covers for carpet applications. 6.25" diameter	Brass Aluminum	<b>S3082</b> <b>SA3082</b>
<b>Adapter Ring</b> Use with single service covers for tile applications.	Brass Aluminum	<b>S5016</b> <b>SA5016</b>






### Available finishes



## Single Service Covers<sup>†</sup>

	Brass	S3925	S3725	S2525	S2725	S2925	S3525	S3325	S3913
	Aluminum	SA3925	SA3725	SA2525	SA2725	SA2925	—	—	SA3913
3.88" Dia.									
	Duplex Flap	Duplex Screw	2-1/8" x 3/4" Combination	2-1/8" x 1" Combination	2-1/8" Single Receptacle	2-3/8" Single Receptacle	2-1/8" Single Receptacle (Terrazzo Floor)	Blank	

## One Piece Cover and Carpet Flange<sup>†</sup>

	Brass	SF3925*	SFB3926**	SF2525*	SF2725*	SF2925*
	Aluminum	SFA3925*	SFA3926	—	—	—
6.25" Dia.						
	Duplex Flap	Style Line® Decorator	2-1/8" x 3/4" Combination	2-1/8" x 1" Combination	2-1/8" Single Receptacle	

## Furniture Feed Plate

Steel	<b>PFBP1</b>
Unpainted plate with 1" threaded opening	

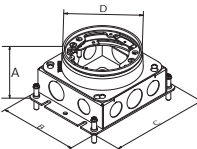





\*Adapter ring S5016 is required for mounting SF series covers onto PFBA1A. | \*\*Brass plated aluminum

<sup>†</sup>Cover load rating: metallic covers and flanges 2,000 lbs. with 2x safety factor; non-metallic covers and flanges 300 lbs. Load applied through a 3" (76) mandrel at the center of the cover.



# Flush Round Metal Floorboxes

For use in concrete floors


Style	Cast Iron			Stamped Steel	
					
	<b>FB2536</b>	<b>FB2537</b>	<b>FB2546</b>	<b>FB2527</b>	<b>FB2529</b>
Cover Frame Material	Steel	Steel	Steel	Steel	Steel
Min. Depth of Pour	3.25" (82.6)	3.00" (76.2)	3.75" (95.3)	4.00" (101.6)	3.00" (76.2)
Adjustability	Fully	Fully	Fully	Fully	Fully
Before Pour External Height Adjustment	1.25" (31.8)	1.25" (31.8)	-	1.25" (31.8)	1.25" (31.8)
After Pour Internal Height Adjustment	.50" (12.7)	.50" (12.7)	.625" (15.9)	.50" (12.7)	.50" (12.7)
Cubic Inch (cm <sup>3</sup> ) Capacity	33.0 (540.8)	30.0 (491.7)	36.0 (590.0)	54.0 (884.9)	37.3 (611.2)
Dimensions – A	3.12" (79.1)	2.87" (72.8)	3.61" (91.6)	3.80" (96.4)	2.82" (71.5)
Dimensions – B	4.85" (123.2)	4.85" (123.2)	5.00" (126.9)	4.81" (122.2)	4.81" (122.2)
Dimensions – C	4.85" (123.2)	4.85" (123.2)	-	6.00" (152.4)	6.00" (152.4)
Dimensions – D	4.21" (106.8)	4.21" (106.8)	4.21" (106.8)	4.21" (106.8)	4.21" (106.8)
Threaded Hubs	(4) 1"	(4) 3/4"	(4) 1"	-	-
KO Trade Size: Sides	-	-	-	(2) 3/4", 1", 1-1/4"	(2) 1/2" & (1) 3/4"
Ends	-	-	-	(2) 3/4", 1", 1-1/4"	(1) 1/2" & (1) 3/4"
Bottom	-	-	-	(2) 3/4", 1", 1-1/4"	(2) 3/4", 1", 1-1/4"
Concrete Cover Included	☑	☑	☑	☑	☑
Closure Plugs Included	☑	☑	☑	-	-
1" to 3/4" Threaded Reducer	2 Each	-	2 each	-	-

Suitable for single service applications only. UL File Number E31999. CSA File Number LR18416.









## Flush Round Covers & Flanges

Description	Diameter	Brass	Aluminum
<b>Carpet Flange for Surface Applications</b> Use with single service covers for carpet applications.	6.25" 5.25"	<b>S3082</b> <b>S3182</b>	<b>SA3082</b> <b>SA3182</b>
<b>Cover Adapter Ring for Flush Applications</b> Required for tile or finished concrete applications		<b>S5016</b>	<b>SA5016</b>






### Available finishes



### Single Service Covers<sup>†</sup>

Brass	<b>S3925</b>	<b>S3725</b>	<b>S2525</b>	<b>S2725</b>	<b>S2925</b>	<b>S3525</b>	<b>S3325</b>	<b>S3913</b>
Aluminum	<b>SA3925</b>	<b>SA3725</b>	<b>SA2525</b>	<b>SA2725</b>	<b>SA2925</b>	-	-	<b>SA3913</b>
3.88" Dia.								
	Duplex Flap	Duplex Screw	2-1/8" x 3/4" Combination	2-1/8" x 1" Combination	2-1/8" Single Receptacle	2-3/8" Single Receptacle	2-1/8" Single Receptacle (Terrazzo Floor)	Blank

### One Piece Cover and Carpet Flange<sup>†</sup>



Brass	<b>SF3925</b>	<b>SFB3926*</b>	<b>SF2525</b>	<b>SF2725</b>	<b>SF2925</b>
Aluminum	<b>SFA3925</b>	<b>SFA3926</b>	-	-	-
6.25" Dia.					
	Duplex Flap	Style Line® Decorator	2-1/8" x 3/4" Combination	2-1/8" x 1" Combination	2-1/8" Single Receptacle

\*Brass plated aluminum

<sup>†</sup>Cover load rating: metallic covers and flanges 2,000 lbs. with 2x safety factor; non-metallic covers and flanges 300 lbs. Load applied through a 3" (76) mandrel at the center of the cover.

# Flush Rectangular Non-Metallic Floorboxes

For use in concrete floors

Style	1-Gang	2-Gang	3-Gang
			
	<b>PFBRG1*</b>	<b>PFBRG2</b>	<b>PFBRG3</b>
Min. Depth of Pour	3.00" (76.2)	3.00" (76.2)	3.00" (76.2)
Adjustability	Fully	Fully	Fully
Cubic Inch (cm <sup>3</sup> ) Capacity per gang, per 1" depth	14.3 cu. in. (234.3 cm <sup>3</sup> )	14.3 cu. in. (234.3 cm <sup>3</sup> )	14.3 cu. in. (234.3 cm <sup>3</sup> )
Dimensions - A	6.00" (152.4)	6.00" (152.4)	6.00" (152.4)
Dimensions - B	3.60" (91.4)	6.80" (172.7)	10.04" (255.0)
Dimensions - C	5.47" (138.9)	5.47" (138.9)	5.47" (138.9)
Dimensions - D	6.90" (175.3)	6.90" (175.3)	6.90" (175.3)
Dimensions - E	5.41" (137.4)	8.56" (221.4)	11.75" (298.4)
Hubs	(4) 1-1/4"	(6) 1-1/4"	(8) 1-1/4"
Reducers	(4) 1" to 3/4" and (4) 1-1/4" to 1"	(6) 1" to 3/4" and (6) 1-1/4" to 1"	(8) 1" to 3/4" and (8) 1-1/4" to 1"
Concrete Cover Included	☑	☑	☑
Closure Plugs Included	☑	☑	☑
Low Voltage Barrier	-	(1) Removable	(2) Removable

UL File Number E92074. \*Suitable for single service applications only.

## Flush Rectangular Non-Metallic Covers & Flanges<sup>†</sup>

### Required Components for Carpet Applications

	Carpet Flanges			Cover (includes duplex & Style Line® decorator inserts)
Finish	1-Gang 6.00" x 4.88"	2-Gang 6.00" x 8.13"	3-Gang 6.00" x 11.35"	One Required per Gang 4.15" x 2.97"
Black	<b>PFBRFBL1</b>	<b>PFBRFBL2</b>	<b>PFBRFBL3</b>	<b>PFBR826BLA</b>
Brown	<b>PFBRFBR1</b>	<b>PFBRFBR2</b>	<b>PFBRFBR3</b>	<b>PFBR826BRA</b>
Gray	<b>PFBRFGY1</b>	<b>PFBRFGY2</b>	<b>PFBRFGY3</b>	<b>PFBR826GYA</b>
Ivory	<b>PFBRFI1</b>	<b>PFBRFI2</b>	<b>PFBRFI3</b>	<b>PFBR826IA</b>



### Required Components for Tile Applications

Mounting Collar	Cover Frame	Cover (includes duplex & Style Line® decorator inserts)
One Required per Gang	One Required per Gang 4.47" x 3.25"	One Required per Gang 4.15" x 2.97"
<b>PFBRMC</b>	<b>PFBRFRA</b>	<b>PFBR826GYA</b>

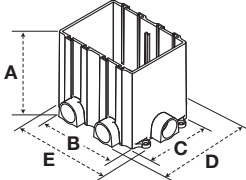





<sup>†</sup>Flush rectangular non-metallic covers and flanges are UL listed only. Not CSA certified.

Cover load rating: Non-metallic covers and flanges 300 lbs. Load applied through a 3" (76mm) mandrel at the center of the cover.

# Flush Rectangular Non-Metallic Floorboxes


For use in concrete floors

Style	1-Gang	2-Gang	3-Gang
			
	<b>PFBRG1*</b>	<b>PFBRG2</b>	<b>PFBRG3</b>
Min. Depth of Pour	3.00" (76.2)	3.00" (76.2)	3.00" (76.2)
Adjustability	Fully	Fully	Fully
Cubic Inch (cm <sup>3</sup> ) Capacity per gang, per 1" depth	14.3 cu. in. (234.3 cm <sup>3</sup> )	14.3 cu. in. (234.3 cm <sup>3</sup> )	14.3 cu. in. (234.3 cm <sup>3</sup> )
Dimensions – A	6.00" (152.4)	6.00" (152.4)	6.00" (152.4)
Dimensions – B	3.60" (91.4)	6.80" (172.7)	10.04" (255.0)
Dimensions – C	5.47" (138.9)	5.47" (138.9)	5.47" (138.9)
Dimensions – D	6.90" (175.3)	6.90" (175.3)	6.90" (175.3)
Dimensions – E	5.41" (137.4)	8.56" (221.4)	11.75" (298.4)
Hubs	(4) 1-1/4"	(6) 1-1/4"	(8) 1-1/4"
Reducers	(4) 1" to 3/4" and (4) 1-1/4" to 1"	(6) 1" to 3/4" and (6) 1-1/4" to 1"	(8) 1" to 3/4" and (8) 1-1/4" to 1"
Concrete Cover Included	☑	☑	☑
Closure Plugs Included	☑	☑	☑
Low Voltage Barrier	-	(1) Removable	(2) Removable


UL File Number E92074. \*Suitable for single service applications only.

## Flush Rectangular Metal Covers & Flanges<sup>†</sup>

### Required Components for Flush Tile Applications


Adapter Collar			Adapter Frame with Grounding Wire	
Finish	One Required per Gang		Finish	One Required per Gang 4.36" x 3.20" x 0.30"
Gray	<b>PFBRC</b>	Brass	<b>S5017GR</b>	
		Aluminum	<b>SA5017GR</b>	

### Required Components for Flat Flange Applications










Adapter Collar		
Finish	One Required per Gang	
Gray	<b>PFBRC</b>	

### Flat Flanges

Description		1-Gang 6.00" x 4.85"	2-Gang 6.00" x 8.13"	3-Gang 6.00" x 11.34"
Square edge for carpet and recessed applications, flange height 0.125"	Brass	<b>SB3083W</b>	<b>SB3084W</b>	<b>SB3085W</b>
	Aluminum	<b>SA3083W</b>	<b>SA3084W</b>	<b>SA3085W</b>
Beveled edge for use on hard finished surfaces, flange height 0.125"	Brass	<b>SB3083WB</b>	<b>SB3084WB</b>	<b>SB3085WB</b>
	Aluminum	<b>SA3083WB</b>	<b>SA3084WB</b>	<b>SA3085WB</b>



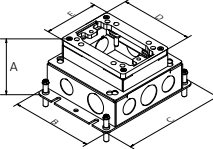






### Covers<sup>†</sup>

	<b>S3825</b> <b>SA3825</b>	<b>S3625</b> <b>SA3625</b>	<b>S3625TR</b> <b>SA3625TR</b>	<b>S3826</b> <b>SA3826</b>	<b>S2425</b> <b>SA2425</b>	<b>S2625</b> <b>SA2625</b>	<b>S2825</b> -	<b>S3425</b> -	<b>S3813</b> <b>SA3813</b>
One required per gang 4.15" x 2.99"									
	Duplex Flap	Duplex Screw	Tamper Resistant Duplex Screw	Style Line® Decorator Opening	2-1/8" x 3/4" Combination	2-1/8" x 1" Combination	2-1/8" Single Receptacle	2-3/8" Single Receptacle	Blank

<sup>†</sup>Cover load rating: Metallic covers and flanges 2,000 lbs. with 2x safety factor Load applied through a 3" (76mm) mandrel at the center of the cover.

# Flush Rectangular Cast Iron Floorboxes

For use in concrete floors

Style	1-Gang Deep	2-Gang Deep	3-Gang Deep	1-Gang Shallow	2-Gang Shallow	3-Gang Shallow
						
	<b>FB4133*</b>	<b>FB4233</b>	<b>FB4333</b>	<b>FB4114*</b>	<b>FB4214</b>	<b>FB4314</b>
Cover Frame Material	Thermoplastic	Thermoplastic	Thermoplastic	Thermoplastic	Thermoplastic	Thermoplastic
Min. Depth of Pour	3.50" (95.3)	3.50" (95.3)	3.50" (95.3)	2.00" (50.8)	2.00" (50.8)	2.00" (50.8)
Adjustability	Fully	Fully	Fully	Semi	Semi	Semi
Before Pour External Height Adjustment	1.25" (31.8)	1.25" (31.8)	1.25" (31.8)	1.25" (31.8)	1.25" (31.8)	1.25" (31.8)
After Pour Internal Height Adjustment	.875" (22.2)	.875" (22.2)	.875" (22.2)	-	-	-
Cubic Inch (cm <sup>3</sup> ) Capacity per Gang	33.0 (540.8)	36.5 (598.2)	36.5 (598.2); 34.8 (570.3) center gang	16.0 (262.2)	16.0 (262.2)	16.0 (262.2)
Dimensions – A	3.42" (87.0)	3.40" (86.4)	3.40" (86.4)	2.03" (51.4)	2.05" (51.9)	2.06" (52.2)
Dimensions – B	4.85" (123.2)	4.91" (124.7)	4.91" (124.7)	5.66" (143.7)	5.46" (138.7)	5.46" (138.7)
Dimensions – C	4.85" (123.2)	8.13" (206.5)	11.41" (289.8)	4.38" (111.3)	7.50" (190.4)	10.71" (272.0)
Dimensions – D	4.32" (109.7)	4.32" (109.7)	4.32" (109.7)	4.32" (109.7)	4.32" (109.7)	4.32" (109.7)
Dimensions – E	3.20" (81.3)	6.42" (163.0)	9.64" (244.8)	3.20" (81.3)	6.42" (163.0)	9.64" (244.8)
Threaded Hubs	(4) 1"	(6) 1"	(8) 1"	(4) 3/4"	(4) 3/4"	(6) 3/4"
Concrete Cover Included	☑	☑	☑	☑	☑	☑
Closure Plugs Included	☑	☑	☑	☑	☑	☑
1" to 3/4" Threaded Reducer	2 Each	4 Each	4 Each	-	-	-
Low Voltage Barrier	-	(1) Removable	(2) Removable	-	Non-Removable	Non-Removable

UL File Number E92074. CSA File Number LR18416. \*Suitable for single service applications only.

## Flush Rectangular Metal Covers & Flanges<sup>†</sup>


Required components for flush tile or finished concrete applications

Adapter Frame with Grounding Wire	
Finish	One Required per Gang 4.36" x 3.20" x 0.30"
Brass	<b>S5017GR</b>
Aluminum	<b>SA5017GR</b>












Flat Flanges—required for carpet and non-flush applications

Description		1-Gang 6.00" x 4.85"	2-Gang 6.00" x 8.13"	3-Gang 6.00" x 11.34"
Square edge for carpet and recessed applications, flange height 0.125"	Brass	<b>SB3083W</b>	<b>SB3084W</b>	<b>SB3085W</b>
	Aluminum	<b>SA3083W</b>	<b>SA3084W</b>	<b>SA3085W</b>
Beveled edge for use on hard finished surfaces, flange height 0.125"	Brass	<b>SB3083WB</b>	<b>SB3084WB</b>	<b>SB3085WB</b>
	Aluminum	<b>SA3083WB</b>	<b>SA3084WB</b>	<b>SA3085WB</b>



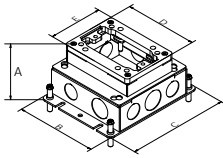






Covers<sup>†</sup>

	<b>S3825</b> <b>SA3825</b>	<b>S3625</b> <b>SA3625</b>	<b>S3625TR</b> <b>SA3625TR</b>	<b>S3826</b> <b>SA3826</b>	<b>S2425</b> <b>SA2425</b>	<b>S2625</b> <b>SA2625</b>	<b>S2825</b> -	<b>S3425</b> -	<b>S3813</b> <b>SA3813</b>
Brass									
Aluminum									
One required per gang 4.15" x 2.99"									
	Duplex Flap	Duplex Screw	Tamper Resistant Duplex Screw	Style Line® Decorator Opening	2-1/8" x 3/4" Combination	2-1/8" x 1" Combination	2-1/8" Single Receptacle	2-3/8" Single Receptacle	Blank

<sup>†</sup>Cover load rating: Metallic covers and flanges 2,000 lbs. with 2x safety factor Load applied through a 3" (76mm) mandrel at the center of the cover.

# Flush Rectangular Cast Iron Floorboxes

For use in concrete floors


Style	1-Gang Deep	2-Gang Deep	3-Gang Deep	1-Gang Shallow	2-Gang Shallow	3-Gang Shallow
						
	<b>FB4133*</b>	<b>FB4233</b>	<b>FB4333</b>	<b>FB4114*</b>	<b>FB4214</b>	<b>FB4314</b>
Cover Frame Material	Thermoplastic	Thermoplastic	Thermoplastic	Thermoplastic	Thermoplastic	Thermoplastic
Min. Depth of Pour	3.50" (95.3)	3.50" (95.3)	3.50" (95.3)	2.00" (50.8)	2.00" (50.8)	2.00" (50.8)
Adjustability	Fully	Fully	Fully	Semi	Semi	Semi
Before Pour External Height Adjustment	1.25" (31.8)	1.25" (31.8)	1.25" (31.8)	1.25" (31.8)	1.25" (31.8)	1.25" (31.8)
After Pour Internal Height Adjustment	.875" (22.2)	.875" (22.2)	.875" (22.2)	-	-	-
Cubic Inch (cm <sup>3</sup> ) Capacity per Gang	33.0 (540.8)	36.5 (598.2)	36.5 (598.2); 34.8 (570.3) center gang	16.0 (262.2)	16.0 (262.2)	16.0 (262.2)
Dimensions – A	3.42" (87.0)	3.40" (86.4)	3.40" (86.4)	2.03" (51.4)	2.05" (51.9)	2.06" (52.2)
Dimensions – B	4.85" (123.2)	4.91" (124.7)	4.91" (124.7)	5.66" (143.7)	5.46" (138.7)	5.46" (138.7)
Dimensions – C	4.85" (123.2)	8.13" (206.5)	11.41" (289.8)	4.38" (111.3)	7.50" (190.4)	10.71" (272.0)
Dimensions – D	4.32" (109.7)	4.32" (109.7)	4.32" (109.7)	4.32" (109.7)	4.32" (109.7)	4.32" (109.7)
Dimensions – E	3.20" (81.3)	6.42" (163.0)	9.64" (244.8)	3.20" (81.3)	6.42" (163.0)	9.64" (244.8)
Threaded Hubs	(4) 1"	(6) 1"	(8) 1"	(4) 3/4"	(4) 3/4"	(6) 3/4"
Concrete Cover Included	☺	☺	☺	☺	☺	☺
Closure Plugs Included	☺	☺	☺	☺	☺	☺
1" to 3/4" Threaded Reducer	2 Each	4 Each	4 Each	-	-	-
Low Voltage Barrier	-	(1) Removable	(2) Removable	-	Non-Removable	Non-Removable

UL File Number E92074. CSA File Number LR18416. \*Suitable for single service applications only.

# Flush Rectangular Non-Metallic Covers & Flanges<sup>†</sup>

Required components for carpet applications

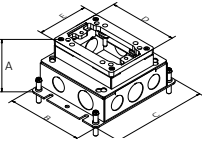






Finish	Carpet Flanges			Cover (includes duplex & Style Line® decorator inserts)
	1-Gang 6.00" x 4.88"	2-Gang 6.00" x 8.13"	3-Gang 6.00" x 11.35"	One Required per Gang 4.15" x 2.97"
Black	<b>MFBRFBL1</b>	<b>MFBRFBL2</b>	<b>MFBRFBL3</b>	<b>PFBR826BLA</b>
Brown	<b>MFBRFBR1</b>	<b>MFBRFBR2</b>	<b>MFBRFBR3</b>	<b>PFBR826BRA</b>
Gray	<b>MFBRFGY1</b>	<b>MFBRFGY2</b>	<b>MFBRFGY3</b>	<b>PFBR826GYA</b>
Ivory	<b>MFBRFI1</b>	<b>MFBRFI2</b>	<b>MFBRFI3</b>	<b>PFBR826IA</b>



<sup>†</sup>Flush rectangular non-metallic covers and flanges are UL listed only. Not CSA certified. Cover load rating: Non-metallic covers and flanges 300 lbs. Load applied through a 3" (76mm) mandrel at the center of the cover.

# Flush Rectangular Stamped Steel Floorboxes

For use in concrete floors


Style	1-Gang Deep	2-Gang Deep	3-Gang Deep	1-Gang Shallow	2-Gang Shallow	3-Gang Shallow
						
	<b>FB2431*</b>	<b>FB2432</b>	<b>FB2433</b>	<b>FB2421*</b>	<b>FB2422</b>	<b>FB2423</b>
Cover Frame Material	Thermoplastic	Thermoplastic	Thermoplastic	Thermoplastic	Thermoplastic	Thermoplastic
Min. Depth of Pour	3.75" (95.3)	3.75" (95.3)	3.75" (95.3)	2.75" (69.9)	2.75" (69.9)	2.75" (69.9)
Adjustability	Fully	Fully	Fully	Fully	Fully	Fully
Before Pour External Height Adjustment	1.25" (31.8)	1.25" (31.8)	1.25" (31.8)	1.25" (31.8)	1.25" (31.8)	1.25" (31.8)
After Pour Internal Height Adjustment	.50" (12.7)	.50" (12.7)	.50" (12.7)	.50" (12.7)	.50" (12.7)	.50" (12.7)
Cubic Inch (cm <sup>3</sup> ) Capacity per Gang	54.0 (884.9)	52.8 (865.2)	50.8 (832.5)	37.3 (611.2)	35.0 (573.5)	34.0 (557.2); 35.0 (573.5) center gang
Dimensions – A	3.73" (94.7)	3.73" (94.7)	3.73" (94.7)	2.75" (69.8)	2.75" (69.8)	2.75" (69.8)
Dimensions – B	4.81" (122.2)	4.81" (122.2)	4.81" (122.2)	4.81" (122.2)	4.81" (122.2)	4.81" (122.2)
Dimensions – C	6.00" (152.4)	9.25" (235.0)	12.50" (317.5)	6.00" (152.4)	9.25" (235.0)	12.50" (317.5)
Dimensions – D	4.32" (109.7)	4.32" (109.7)	4.32" (109.7)	4.32" (109.7)	4.32" (109.7)	4.32" (109.7)
Dimensions – E	3.20" (81.3)	6.42" (163.0)	9.64" (244.8)	3.20" (81.3)	6.42" (163.0)	9.64" (244.8)
KO Trade Size: Sides	(2) 3/4", 1", 1-1/4"	(4) 3/4", 1", 1-1/4"	(6) 3/4", 1", 1-1/4"	(1) 1/2" & (1) 3/4"	(8) 1/2", 3/4"	(12) 1/2", 3/4"
Ends	(2) 3/4", 1", 1-1/4"	(2) 3/4", 1", 1-1/4"	(2) 3/4", 1", 1-1/4"	(2) 1/2" & (1) 3/4"	(4) 1/2", 3/4"	(4) 1/2", 3/4"
Bottom	(2) 3/4", 1", 1-1/4"	(4) 3/4", 1", 1-1/4"	(6) 3/4", 1", 1-1/4"	(2) 3/4", 1", 1-1/4"	(4) 3/4", 1", 1-1/4"	(6) 3/4", 1", 1-1/4"
Concrete Cover Included	☺	☺	☺	☺	☺	☺
Low Voltage Barrier	-	(1) Removable	(2) Removable	-	(1) Removable	(2) Removable

UL File Number E92074. CSA File Number LR18416. | \*Suitable for single service applications only.

## Flush Rectangular Metal Covers & Flanges<sup>†</sup>


Required components for flush tile or finished concrete applications

Adapter Frame with Grounding Wire	
Finish	One Required per Gang 4.36" x 3.20" x 0.30"
Brass	<b>S5017GR</b>
Aluminum	<b>SA5017GR</b>












Flat Flanges—required for carpet and non-flush applications

Description		1-Gang 6.00" x 4.85"	2-Gang 6.00" x 8.13"	3-Gang 6.00" x 11.34"
Square edge for carpet and recessed applications, flange height 0.125"	Brass	<b>SB3083W</b>	<b>SB3084W</b>	<b>SB3085W</b>
	Aluminum	<b>SA3083W</b>	<b>SA3084W</b>	<b>SA3085W</b>
Beveled edge for use on hard finished surfaces, flange height 0.125"	Brass	<b>SB3083WB</b>	<b>SB3084WB</b>	<b>SB3085WB</b>
	Aluminum	<b>SA3083WB</b>	<b>SA3084WB</b>	<b>SA3085WB</b>



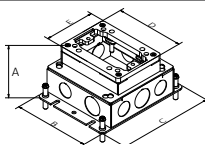






Covers<sup>†</sup>

	<b>S3825</b> SA3825	<b>S3625</b> SA3625	<b>S3625TR</b> SA3625TR	<b>S3826</b> SA3826	<b>S2425</b> SA2425	<b>S2625</b> SA2625	<b>S2825</b> -	<b>S3425</b> -	<b>S3813</b> SA3813
Brass									
Aluminum									
One required per gang 4.15" x 2.99"									
	Duplex Flap	Duplex Screw	Tamper Resistant Duplex Screw	Style Line® Decorator Opening	2-1/8" x 3/4" Combination	2-1/8" x 1" Combination	2-1/8" Single Receptacle	2-3/8" Single Receptacle	Blank

<sup>†</sup>Cover load rating: Metallic covers and flanges 2,000 lbs. with 2x safety factor Load applied through a 3" (76mm) mandrel at the center of the cover.

# Flush Rectangular Stamped Steel Floorboxes

For use in concrete floors


Style	1-Gang Deep	2-Gang Deep	3-Gang Deep	1-Gang Shallow	2-Gang Shallow	3-Gang Shallow
						
	<b>FB2431*</b>	<b>FB2432</b>	<b>FB2433</b>	<b>FB2421*</b>	<b>FB2422</b>	<b>FB2423</b>
Cover Frame Material	Thermoplastic	Thermoplastic	Thermoplastic	Thermoplastic	Thermoplastic	Thermoplastic
Min. Depth of Pour	3.75" (95.3)	3.75" (95.3)	3.75" (95.3)	2.75" (69.9)	2.75" (69.9)	2.75" (69.9)
Adjustability	Fully	Fully	Fully	Fully	Fully	Fully
Before Pour External Height Adjustment	1.25" (31.8)	1.25" (31.8)	1.25" (31.8)	1.25" (31.8)	1.25" (31.8)	1.25" (31.8)
After Pour Internal Height Adjustment	.50" (12.7)	.50" (12.7)	.50" (12.7)	.50" (12.7)	.50" (12.7)	.50" (12.7)
Cubic Inch (cm <sup>3</sup> ) Capacity per Gang	54.0 (884.9)	52.8 (865.2)	50.8 (832.5)	37.3 (611.2)	35.0 (573.5)	34.0 (557.2); 35.0 (573.5) center gang
Dimensions – A	3.73" (94.7)	3.73" (94.7)	3.73" (94.7)	2.75" (69.8)	2.75" (69.8)	2.75" (69.8)
Dimensions – B	4.81" (122.2)	4.81" (122.2)	4.81" (122.2)	4.81" (122.2)	4.81" (122.2)	4.81" (122.2)
Dimensions – C	6.00" (152.4)	9.25" (235.0)	12.50" (317.5)	6.00" (152.4)	9.25" (235.0)	12.50" (317.5)
Dimensions – D	4.32" (109.7)	4.32" (109.7)	4.32" (109.7)	4.32" (109.7)	4.32" (109.7)	4.32" (109.7)
Dimensions – E	3.20" (81.3)	6.42" (163.0)	9.64" (244.8)	3.20" (81.3)	6.42" (163.0)	9.64" (244.8)
KO Trade Size: Sides	(2) 3/4", 1", 1-1/4"	(4) 3/4", 1", 1-1/4"	(6) 3/4", 1", 1-1/4"	(1) 1/2" & (1) 3/4"	(8) 1/2", 3/4"	(12) 1/2", 3/4"
Ends	(2) 3/4", 1", 1-1/4"	(2) 3/4", 1", 1-1/4"	(2) 3/4", 1", 1-1/4"	(2) 1/2" & (1) 3/4"	(4) 1/2", 3/4"	(4) 1/2", 3/4"
Bottom	(2) 3/4", 1", 1-1/4"	(4) 3/4", 1", 1-1/4"	(6) 3/4", 1", 1-1/4"	(2) 3/4", 1", 1-1/4"	(4) 3/4", 1", 1-1/4"	(6) 3/4", 1", 1-1/4"
Concrete Cover Included	☹	☺	☹	☺	☺	☹
Low Voltage Barrier	-	(1) Removable	(2) Removable	-	(1) Removable	(2) Removable

UL File Number E92074. CSA File Number LR18416. | \*Suitable for single service applications only.

## Flush Rectangular Non-Metallic Covers & Flanges<sup>†</sup>

### Required components for carpet applications

Finish	Carpet Flanges			Cover (includes duplex & Style Line® decorator inserts)
	1-Gang 6.00" x 4.88"	2-Gang 6.00" x 8.13"	3-Gang 6.00" x 11.35"	One Required per Gang 4.15" x 2.97"
Black	<b>MFBRFBL1</b>	<b>MFBRFBL2</b>	<b>MFBRFBL3</b>	<b>PFBR826BLA</b>
Brown	<b>MFBRFBR1</b>	<b>MFBRFBR2</b>	<b>MFBRFBR3</b>	<b>PFBR826BRA</b>
Gray	<b>MFBRFGY1</b>	<b>MFBRFGY2</b>	<b>MFBRFGY3</b>	<b>PFBR826GYA</b>
Ivory	<b>MFBRFI1</b>	<b>MFBRFI2</b>	<b>MFBRFI3</b>	<b>PFBR826IA</b>



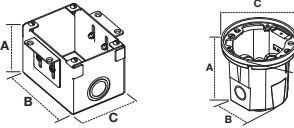





<sup>†</sup>Flush rectangular non-metallic covers and flanges are UL listed only. Not CSA certified. Cover load rating: Non-metallic covers and flanges 300 lbs. Load applied through a 3" (76mm) mandrel at the center of the cover.

# Flush Floorboxes

For wooden floors

**ScrubShield®**  
Complies with UL514A



Style	Rectangular Stamped Steel			Round Cast Iron	
	1-Gang	2-Gang	3-Gang	1-Gang	1-Gang
					
	<b>B2481*</b>	<b>B2482</b>	<b>B2483</b>	<b>B2588*</b>	<b>B2588275*</b>
Adjustability	Semi	Semi	Semi	Non	Non
Cubic Inch (cm <sup>3</sup> ) Capacity per Gang	42.0 cu. in. (688.3 cm <sup>3</sup> )	42.5 cu. in. (696.5 cm <sup>3</sup> )	42.5 cu. in. (696.5 cm <sup>3</sup> )	18.5 cu. in. (303.2 cm <sup>3</sup> )	18.5 cu. in. (303.2 cm <sup>3</sup> )
Dimensions – A	3.13" (79.5)	3.13" (79.5)	3.13" (79.5)	3.65" (92.7)	3.65" (92.7)
Dimensions – B	4.50" (114.3)	4.50" (114.3)	4.50" (114.3)	3.22" (81.8)	3.22" (81.8)
Dimensions – C	3.20" (81.3)	6.42" (163.1)	9.64" (244.9)	4.09" (103.9)	4.09" (103.9)
Threaded Hubs	-	-	-	Bottom (2) 1/2"	Sides (2) 3/4", Bottom (2) 1/2"
Knockouts: Ends	(1) 1/2", 3/4", 1"	(2) 1/2", 3/4", 1"	(3) 1/2", 3/4", 1"	-	-
Bottom	(1) 1/2", 3/4", 1", 1-1/4"	(2) 1/2", 3/4", 1", 1-1/4"	(3) 1/2", 3/4", 1", 1-1/4"	-	-
Debris Cover Included	☑	☑	☑	-	-
Closure Plugs Included	-	-	-	☑	☑
Low Voltage Barrier	-	(1) Removable	(2) Removable	-	-
Collar Material	-	-	-	Brass	Brass

UL File Number E31999. CSA File Number LR18416. | \*Suitable for single service applications only.

## Flush Metal Covers & Flanges<sup>†</sup>

### Rectangular Flat Flanges (required)

	1-Gang 6.00" x 4.85"	2-Gang 6.00" x 8.13"	3-Gang 6.00" x 11.34"
Brass	<b>SB3083W</b>	<b>SB3084W</b>	<b>SB3085W</b>
Aluminum	<b>SA3083W</b>	<b>SA3084W</b>	<b>SA3085W</b>












### Round Carpet Flanges









	5.25" Diameter	6.25" Diameter
Brass	<b>S3182</b>	<b>S3082</b>
Aluminum	<b>SA3182</b>	<b>SA3082</b>








### Rectangular Covers<sup>†</sup>

	<b>S3825</b> <b>SA3825</b>	<b>S3625</b> <b>SA3625</b>	<b>S3625TR</b> <b>SA3625TR</b>	<b>S3826</b> <b>SA3826</b>	<b>S2425</b> <b>SA2425</b>	<b>S2625</b> <b>SA2625</b>	<b>S2825</b> -	<b>S3425</b> -	<b>S3813</b> <b>SA3813</b>
Brass									
Aluminum									
One required per gang 4.15" x 2.99"									
	Duplex Flap	Duplex Screw	Tamper Resistant Duplex Screw	Style Line® Decorator Opening	2-1/8" x 3/4" Combination	2-1/8" x 1" Combination	2-3/8" Single Receptacle	2-1/8" Single Receptacle	Blank

### Round Covers<sup>†</sup>

	<b>S3925</b> <b>SA3925</b>	<b>S3725</b> <b>SA3725</b>	<b>S2525</b> <b>SA2525</b>	<b>S2725</b> <b>SA2725</b>	<b>S2925</b> <b>SA2925</b>	<b>S3525</b> -	<b>S3325</b> -	<b>S3913</b> <b>SA3913</b>
Brass								
Aluminum								
3.88" Dia.								
	Duplex Flap	Duplex Screw	2-1/8" x 3/4" Combination	2-1/8" x 1" Combination	2-1/8" Single Receptacle	2-3/8" Single Receptacle	2-1/8" Single Receptacle (Terrazzo Floor)	Blank

### One Piece Cover and Carpet Flange<sup>†</sup>

	<b>SF3925</b> <b>SFA3925</b>	<b>SFB3926*</b> <b>SFA3926</b>	<b>SF2525</b> -	<b>SF2725</b> -	<b>SF2925</b> -
Brass					
Aluminum					
6.25" Dia.					
	Duplex Flap	Style Line® Decorator	2-1/8" x 3/4" Combination	2-1/8" x 1" Combination	2-1/8" Single Receptacle

\*Brass plated aluminum

<sup>†</sup>Cover load rating: Metallic covers and flanges 2,000 lbs. with 2x safety factor Load applied through a 3" (76mm) mandrel at the center of the cover.



# Compatibility Chart

## Floorbox covers to receptacles

Cover Style	Terrazzo (2-1/8")	2-3/8"	2-1/8"	Duplex Flap	Duplex Plug	Style Line®	
Round	S3325	S3525	S(A)2925 S(A)2725 S(A)2525	S(A)3925	S(A)3725		
Rectangular		S3425	S2825 S(A)2625 S(A)2425	S(A)3825	S(A)3625(TR)	S(A)3826	
Rating	NEMA Config.						
2P, 3W, 15A, 125V	5-15R	HBL5251 HBL5261 IG5261	HBL5251 HBL5261 IG5261	HBL5251 HBL5261 IG5261	5252AB 5262B CR5252IG HBL5252 HBL5262 IG5262	5252AB 5262B CR5252IG HBL5252 HBL5262 IG5262	HBL2152 IG2152 GFRST15 HBL5260SA HBL5262SA USB15
2P, 3W, 15A, 125V	L5-15R	HBL4710 IG4710	HBL4710 IG4710	HBL4710 IG4710	HBL4700 IG4700A HBL4792 HBL4794 HBL4795	HBL4700 IG4700A HBL4792 HBL4794 HBL4795	
2P, 3W, 15A, 250V	6-15R	HBL5661 IG5661	HBL5661 IG5661	HBL5661 IG5661	HBL5652 HBL5662 IG5662	HBL5652 HBL5662 IG5662	
2P, 3W, 15A, 250V	L6-15R	HBL4560 IG4560	HBL4560 IG4560	HBL4560 IG4560	HBL4550 IG4550A	HBL4550 IG4550A	
2P, 3W, 15A, 277V	7-15R				HBL5302	HBL5302	
2P, 3W, 15A, 277V	L7-15R	HBL4760	HBL4760	HBL4760	HBL4750	HBL4750	
2P, 3W, 20A, 125V	5-20R	HBL5361 IG5361	HBL5361 IG5361	HBL5361 IG5361	5352AB 5362B CR5352IG HBL5352 HBL5362 IG5362	5352AB 5362B CR5352IG HBL5352 HBL5362 IG5362	HBL2162 IG2162 GFRST20 HBL5360SA HBL5362SA USB20
2P, 3W, 20A, 125V	5-20R				HBL5392	HBL5392	
2P, 3W, 20A, 125V	L5-20R	HBL2310 IG2310	HBL2310 IG2310	HBL2310 IG2310			
2P, 3W, 20A, 250V	6-20R	HBL5461 IG5461	HBL5461 IG5461	HBL5461 IG5461	HBL5462 IG5462	HBL5462 IG5462	
2P, 3W, 20A, 250V	L6-20R	HBL2320 IG2320	HBL2320 IG2320	HBL2320 IG2320			
2P, 3W, 30A, 125V	L5-30R	HBL2610 IG2610	HBL2610 IG2610	HBL2610 IG2610			
2P, 3W, 30A, 250V	L6-30R	HBL2620 IG2620	HBL2620 IG2620	HBL2620 IG2620			
3P, 4W, 20A, 125/250V	14-20R	HBL8410	HBL8410	HBL8410			
3P, 4W, 20A, 125/250V	L14-20R	HBL2410 IG2410	HBL2410 IG2410	HBL2410 IG2410			
3P, 4W, 20A, 3Ø 250V	15-20R	HBL8420	HBL8420	HBL8420			
3P, 4W, 20A, 3Ø 250V	L15-20R	HBL2420 IG2420	HBL2420 IG2420	HBL2420 IG2420			
3P, 4W, 30A, 125/250V	L14-30R	HBL2710 IG2710	HBL2710 IG2710	HBL2710 IG2710			
3P, 4W, 30A, 3Ø 250V	L15-30R	HBL2720 IG2720	HBL2720 IG2720	HBL2720 IG2720			
3P, 4W, 30A, 3Ø 600V	L17-30R	HBL2740	HBL2740	HBL2740			
4P, 5W, 20A, 3ØY 120/208V	L21-20R	HBL2510 IG2510	HBL2510 IG2510	HBL2510 IG2510			
4P, 5W, 20A, 3ØY 347/600V	L23-20R	HBL2530	HBL2530	HBL2530			
4P, 5W, 30A, 3ØY 120/208V	L21-30R	HBL2810 IG2810	HBL2810 IG2810	HBL2810 IG2810			
4P, 5W, 30A, 3ØY 347/600V	L23-30R	HBL2830	HBL2830	HBL2830			

# Accessories



F3185

## Theater Seating Floorbox



Use our nonadjustable theater seating concrete floorbox to provide a 3/4" threaded hub for conduit connection to theater aisle lights. It can also be used to power furniture receptacles in lecture halls, libraries and transportation terminals. The enclosure can be opened for wiring without disturbing above floor connections. Other features include a cast iron box with a corrosion-resistant finish and a blank steel cover. Threaded NPSM hubs: (3/4" surface, (3) 3/4" sides, 3/4" bottom) 18.80 cu. in. (380 cubic cm).



S3061

## Protective Ring for 2 1/8" Threaded Covers

Provides mechanical and wet mop protection for plugs and receptacles. Brass ring accommodates 3/4" and 1" fittings and permits 1/2" vertical adjustment.



F1340

## Coupling (Brass)

Utilize couplings for straight conduit connections when a floorbox is not required. The conduit stub is brought to within approximately 1-1/4" of the planned surface, and the coupling is mounted and adjusted prior to the concrete pour. Standard service heads may be mounted to the couplings as required. For use with 3/4" threaded conduit, includes female threads and closure plug. F1340 is 1.25" long and 1.40" diameter at knurling.

# Accessories

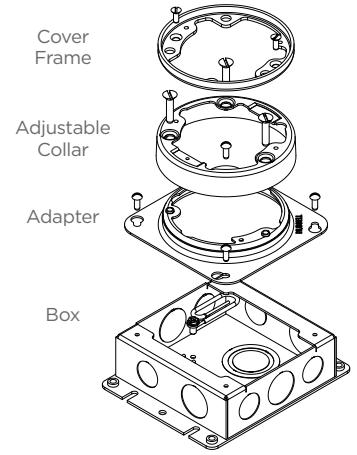
Experiencing a problem? Solve it with Hubbell accessories. If the box is set too low, our stacking (adjustable) collars are the answer. Need a replacement? Choose from a full line of replacement covers and fittings. These accessories also help protect your plugs and receptacles.

## Stacking (Adjustable) Collars and Frames

Designed to be used if floorbox is set too low beneath the floor surface or the adjustable collar and/or adapter on the box is damaged.

If the box number is	Extension value	Use collar number
FB2431, FB2421	0.78" (19.81)	<b>FBC2100</b>
FB2432, FB2422	0.78" (19.81)	<b>FBC2200</b>
FB2433, FB2423	0.78" (19.81)	<b>FBC2300</b>
FB2536, FB2537, FB2527, FB2529	0.80" (20.32)	<b>FBC2500</b>
FB4133	1.16" (29.64)	<b>FBC4100</b>
FB4233	1.16" (29.64)	<b>FBC4200</b>
FB4333	1.16" (29.64)	<b>FBC4300</b>

Only available as sets (collars and adapters). In cases where the adapter on the floorbox is not damaged, and only stacking is required, discard the adapter and use only the collar. The adjustable collars listed above can be stacked as required to reach the floor surface. Longer screws will be required if more than one collar is stacked (screws not provided). These screws are commercially available. Flat head #12-24 UNC machine screw x (approx. length). Minor Upward Adjustments: Round or Rectangular cover frames (trim rings) may be stacked if the floorbox is only slightly recessed below the floor surface.



## Round Replacement Flange

Round steel cover flange	<b>S5016PG</b>
--------------------------	----------------



## Replacement Carpet Flanges

	Rectangular			Round
	1-Gang 6.00" x 4.85"	2-Gang 6.00" x 8.13"	3-Gang 6.00" x 11.34"	1-Gang 5.25" Diameter
Brass*	<b>SB3083</b>	<b>SB3084</b>	<b>SB3085</b>	-
Aluminum*	<b>SA3083</b>	<b>SA3084</b>	<b>SA3085</b>	-
Clear Polycarbonate	<b>S3083</b>	<b>S3084</b>	<b>S3085</b>	<b>S3079</b>

\*Flange height: .24"



## Crown Plugs

Description	Used in covers	Brass	Aluminum
3/4" thread size	S2525, SA2525, S881, S2555, S2530, S2425, SA2425, SF2525	<b>S5012</b>	<b>SA5012</b>
1" thread size	S2725, SA2725, S2755, S2730, S2625, SA2625, SF2725	<b>S5013</b>	<b>SA5013</b>



## Flush Cap Rings

Description	Used in covers	Brass	Aluminum
2-1/8" threaded plug with 3/4" thread size opening	S2525, SA2525, S881, S2555, S2530, S2425, SA2425, SF2525	<b>S5010</b>	<b>SA5010</b>
2-1/8" threaded plug with 1" thread size opening	S2725, SA2725, S2755, S2730, S2625, SA2625, SF2725	<b>S5025</b>	<b>SA5025</b>



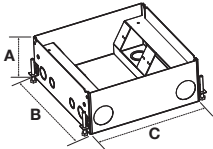


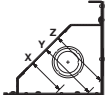
## Flush Plugs


Description	Used in covers	Brass	Aluminum
3/4" I.P.S. thread size	F1339, F1340	<b>S5002</b>	-
1" I.P.S. thread size	F1539	<b>S5003</b>	-
1-1/2" fine thread size	S3725, SA3725, S3625, SA3625	<b>S5007</b>	<b>SA5007</b>
2-1/8" fine thread size	S2925, SA2925, S88, S2930, S2955, SF2925, S2825	<b>S5020</b>	<b>SA5020</b>
2-3/8" fine thread size	S3525, S3425	<b>S5030</b>	-



# Recessed 7 & 11-Gang Floorboxes

For use in concrete floors

Style		CFB7G Series 7-Gang		CFB11G Series 11-Gang	
					
		<b>CFB7G4</b>	<b>CFB7G6</b>	<b>CFB11G4</b>	<b>CFB11G6</b>
Min. Depth of Pour		4.08" (103.5)	6.08" (154.3)	4.08" (103.5)	6.08" (154.3)
Adjustability		Before Pour	Before Pour	Before Pour	Before Pour
Dimensions:	A	4.08" (103.5)	6.08" (154.3)	4.08" (103.5)	6.08" (154.3)
	B	10.0" (254.0)	10.0" (254.0)	13.5" (342.9)	13.5" (342.9)
	C	12.2" (309.9)	12.2" (309.9)	12.2" (309.9)	12.2" (309.9)
KO Trade Size:	Sides	(4) 1", 1-1/4"	(4) 1", 1-1/4", 1-1/2"	(4) 1", 1-1/4"	(4) 1", 1-1/4", 1-1/2"
	Back	(1) 1", 1-1/4", 1-1/2", (1) 2"	(1) 1", 1-1/4", 1-1/2", (1) 2"	(2) 1", 1-1/4", 1-1/2", (1) 2"	(2) 1", 1-1/4", 1-1/2", (1) 2"
	Front	(2) 1", 1-1/4", 1-1/2"	(2) 1", 1-1/4", 1-1/2"	(2) 1", 1-1/4", 1-1/2", (2) 3/4", 1"	(2) 1", 1-1/4", 1-1/2", (2) 3/4", 1"
	Bottom	(4) 1", 1-1/4", 1-1/2"	(4) 1", 1-1/4", 1-1/2"	(5) 1", 1-1/4", 1-1/2", (2) 3/4", 1"	(5) 1", 1-1/4", 1-1/2", (2) 3/4", 1"
Side View Depth behind mounting plate		X - 1.01"	X - 2.37"	X - 1.02"	X - 2.37"
		Y - 2.41"	Y - 3.77"	Y - 2.42"	Y - 3.81"
		Z - 3.51"	Z - 3.65"	Z - 3.50"	Z - 3.72"
Accepts industry standard size wallplates (sold separately)		(1) 1-Gang (1) 2-Gang (1) 4-Gang	(1) 1-Gang (1) 2-Gang (1) 4-Gang	(2) 1-Gang (1) 3-Gang (1) 6-Gang	(1) 2-Gang (1) 3-Gang (1) 6-Gang



UL File Number E31999. CSA File Number LR18416.


## Accessories and Covers

### Accessories









#### On-grade Barrier

Intended for use on installations at grade level. This accessory is installed prior to the concrete pour and provides a barrier between the soil. Comes with leveling feet and anchor points. Pour pan dimensions: 15.75 in. sq., 4" depth.

**CFBOGPAN4**



### Floorbox Covers

CFB7G Series				CFB11G Series			
							
Brass	Aluminum	Black	Stainless Steel	Brass	Aluminum	Black	Stainless Steel
Flange and cover; Beveled edge for carpet, 1/4" Edging				Flange and cover; Beveled edge for carpet, 1/4" Edging			
<b>CFB7CVRBRS</b>	<b>CFB7CVRALU</b>	<b>CFB7CVRBLK</b>	-	<b>CFB11CVRBRS</b>	<b>CFB11CVRALU</b>	<b>CFB11CVRBLK</b>	-
Flange and cover; Square edge for tile, 1/2" Edging				Flange and cover; Square edge for tile, 1/2" Edging			
<b>CFB7TBRS</b>	<b>CFB7TALU</b>	-	-	<b>CFB11TBRS</b>	<b>CFB11TALU</b>	-	-
Flange and cover; No Edging*				Flange and cover; No Edging*			
-	-	<b>CFB7CVRCLBK</b>	<b>CFB7CVRCSS</b>	-	-	<b>CFB11CVRCLBK</b>	<b>CFB11CVRCSS</b>

Covers provide a recessed area, allowing floor covering to be inserted. | \*Not UL Listed or CSA Certified.

# Recessed 8-Gang Ballroom Series Floorboxes

For use in concrete floors

Style		CFB8FC Series	
		CFB8FC1	CFB8FC2
Application		Carpet	Tile, Finished Concrete
Min. Depth of Pour		6.95" (176.5)	7.15" (181.6)
Adjustability		Before Pour	Before Pour
Dimensions:	A	6.95" (176.5)	7.15" (181.6)
	B	15.00" (381.0)	14.75" (374.7)
	C	13.00" (330.2)	12.75" (323.9)
KO Trade Size:	Sides	(4) 1", 1-1/4", 1-1/2"	(4) 1", 1-1/4", 1-1/2"
	Front & Back	(4) 1", 1-1/4", 1-1/2"	(4) 1", 1-1/4", 1-1/2"
	Bottom	(4) 1", 1-1/4", 1-1/2"	(4) 1", 1-1/4", 1-1/2"
Side View Depth behind mounting plate		X = 2.27" (57.7)	X = 2.27" (57.7)
		Y = 4.01" (101.9)	Y = 4.01" (101.9)
		Z = 3.13" (79.5)	Z = 3.13" (79.5)

One, two, three and four gang plates. Customer configuration dependent.

Accepts industry standard size wallplates  
(sold separately) 4.63" Maximum Cover Height



UL File Number E31999.


## Accessories and Covers

### Accessories

#### On-grade Barrier

Intended for use on installations at grade level. This accessory is installed prior to the concrete pour and provides a barrier between the soil. Comes with leveling feet and anchor points. Pour pan dimensions: 15.75 in. sq., 4" depth.

**CFB0GPAN4**



### Floorbox Covers

All ballroom floorbox covers are machined from aluminum and have no additional finish options

		CFB8FC1		CFB8FC2	
Carpet cover, with 2 egress doors (0.20" depth)		<b>CFB8CVRALU1</b>	-	-	-
Flush cover, with 2 egress doors		-	-	<b>CFB8CVRALU2</b>	-
Blank box cover		-	<b>CFB8JBC1</b>	-	<b>CFB8JBC2</b>
Cover Load Ratings*	Recommended load	20,000 lb	20,000 lb	20,000 lb	20,000 lb
	Maximum load	40,000 lb	40,000 lb	40,000 lb	40,000 lb

\*Load applied through 3" (76mm) mandrel in center of cover. Loads are static and don't apply to rolling loads.

# SystemOne Recessed Floorboxes

The unique capabilities of the SystemOne universal cover and sub-plate design in our expanded floorbox offering provide industry-leading flexibility while accommodating an extensive range of applications. The construction of SystemOne products give customers the ability to create personal solutions for their most demanding, power, data and audio/video requirements.

## Raised Access and Wood Floor Applications



### 2-Gang Rectangular

Ideal for applications that require basic power and data/AV. Use 2-gang boxes as access points to electrical or data connections or for furniture feed to power interior furniture partitions. Available in two box depths. The 2-1/2" depth works well in floors using short pedestals while the 5" depth is ideal for furniture feed applications. Rectangular covers are available in assorted finishes to enhance any design scheme.



### 4-Gang Rectangular

The 4-gang recessed raised access or wood floorbox delivers AV plus power. The 4-gang 2-1/2" box depth provides a solution for floors using short pedestals. The 5" depth is ideal for applications with a lot of requirements. Rectangular covers in a variety of finishes will match any existing or new style.



### 4-Gang Round

With an 8" diameter, the 4-gang round recessed floorbox is ideal for use in raised access floors with pre-cut tile or wood floor coverings. Deep 2-3/4" wiring compartments accommodate today's high-performance power, data and AV needs for reliable connectivity. Round covers in a variety of finishes blend in with the flooring and overall design of the building.



### 8/10-Gang Rectangular

Designed for high-capacity, multi-service applications, the 8/10-gang floor box supports installation with an array of Hubbell power, data and AV devices. Third-party mounting plates are available for other manufacturers' devices, including Extron®, Crestron® and FSR®. The 5-1/2" depth offers great capacity for connectivity, with the ability accept 2" conduit to meet growing AV and data needs. Rectangular covers come in a variety of colors and finishes to enhance any building's design.

FEATURES & BENEFITS

# SystemOne Recessed Floorboxes

## Functionality

- Cables and connections are protected by recessed functionality
- Open architecture sub-plate design
- Dirt ingress reduced by egress door brushes
- Meets UL 514A scrubwater requirements with ScrubShield® technology
- Easy selection with common flange for all floor types
- Round and rectangular box versions available
- Plenum rated box assemblies



## Safety

- Low profile flanges meet ADA requirements
- Hide-away egress doors fold under cover while in use
- 180° opening of main doors




## Covers

- Die cast aluminum construction available in five finishes
- Furniture feed includes one 2" conduit hub and one 1" conduit hub with reducer to 3/4"
- Maximum static load of 800 lbs. with 2x safety factor\*



## Rectangular Floorboxes

- Standard or Chicago version available
- Temporary cover included




## Plates

- For use with 2 and 4-gang floorboxes
- Easy single screw mounting



## Round Floorboxes

- Corrosion resistant
- Temporary cover included



## RAFB4 Plates

All RAFB4SP series plates are powder coat white

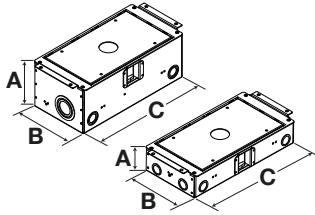
\*Load applied through a 3" (76mm) mandrel in center of the cover.

# Recessed 2 & 4-Gang Rectangular Floorboxes

For use in raised access or wood floors

## 2-Gang Floorboxes

Style



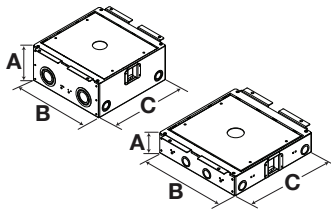


Standard Chicago (No Knockouts)	<b>AFB2G50 AFB2G50CHI</b>	<b>AFB2G25 AFB2G25CHI</b>
Minimum Depth from Top of Floor Tile	5.32" (135.1)	2.88" (73.2)
Cubic Inch (cm <sup>3</sup> ) Capacity per Gang	60 cu. in. (980 cm <sup>3</sup> )	30 cu. in. (491.7 cm <sup>3</sup> )
Furniture Feed; Cubic Inch (cm <sup>3</sup> ) Capacity per Chamber	135 cu. in. (2212.2 cm <sup>3</sup> )	78 cu. in. (1288.3 cm <sup>3</sup> )
Dimensions – A	5.12" (130.1)	2.68" (68.2)
Dimensions – B	6.32" (160.5)	6.32" (160.5)
Dimensions – C	12.82" (325.6)	12.82" (325.6)
KO Trade Size: Ends	(2) 1/2", (2) 1", 1-1/4", 1-1/2", 2"	(4) 1/2", 3/4"
Sides	(4) 1/2", 3/4", 1", 1-1/4"	(4) 1/2", 3/4"
Bottom	(4) 1/2", 3/4", 1", 1-1/4"	(2) 1/2", 3/4", (2) 1", 1-1/4"
Floor Thickness	.62- 2.12" (15.7- 53.8)	.62- 2.12" (15.7- 53.8)
Cover Family	Rectangular	Rectangular
Temporary Cover Included	☑	☑

UL File Number E31999.

## 4-Gang Floorboxes

Style



Standard Chicago (No Knockouts)	<b>AFB4G50 AFB4G50CHI</b>	<b>AFB4G25 AFB4G25CHI</b>
Minimum Depth from Top of Floor Tile	5.37" (136.4)	2.88" (73.2)
Cubic Inch (cm <sup>3</sup> ) Capacity per Gang	57.5 cu. in. (940 cm <sup>3</sup> )	26.5 cu. in. (434.3 cm <sup>3</sup> )
Dimensions – A	5.18" (131.4)	2.69" (68.3)
Dimensions – B	11.11" (282.2)	11.11" (282.2)
Dimensions – C	10.90" (276.9)	10.90" (276.9)
KO Trade Size: Ends	(2) 1/2", (4) 1", 1-1/4", 1-1/2", 2"	(4) 1/2", 3/4"
Sides	(4) 1/2", 3/4", 1", 1-1/4"	(4) 1/2", 3/4"
Bottom	(4) 1/2", 3/4", 1", 1-1/4"	(4) 1/2", 3/4", (4) 1", 1-1/4"
Floor Thickness	.62- 2.12" (15.7- 53.8)	.62- 2.12" (15.7- 53.8)
Cover Family	Rectangular	Rectangular
Temporary Cover Included	☑	☑


UL File Number E31999.



# Rectangular Floorbox Covers

- Die-cast construction available in five finishes
- UL 514A listed

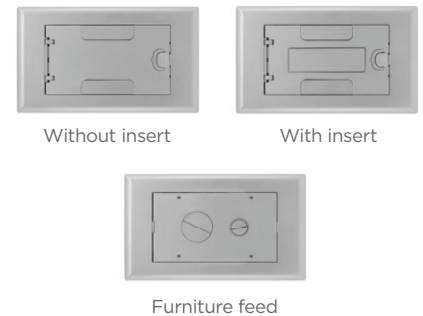
## Available finishes



## For use with 2-gang floorboxes

- Furniture feed includes one 2" conduit hub and one 1" conduit hub with reducer to 3/4"
- Maximum static load of 800 lbs. with 2x safety factor\*
- Furniture feed covers ship with low voltage dividers

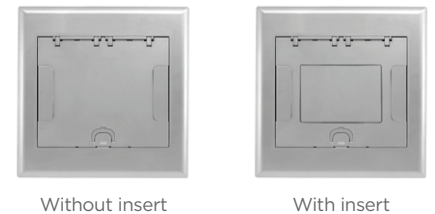
Finish	Surface Cover Dimensions 15" x 8-3/4"		
	Without Insert	With Insert	Furniture Feed
Aluminum Powder Coat	<b>2GAFBCVRALU</b>	<b>2GAFBCVRALUC</b>	<b>2GAFBFFCVRALU</b>
Black Powder Coat	<b>2GAFBCVRBK</b>	<b>2GAFBCVRBK</b>	<b>2GAFBFFCVRBK</b>
Brass Powder Coat	<b>2GAFBCVRBRS</b>	<b>2GAFBCVRBRSC</b>	<b>2GAFBFFCVRBRS</b>
Bronze Powder Coat	<b>2GAFBCVRBRZ</b>	<b>2GAFBCVRBRZC</b>	<b>2GAFBFFCVRBRZ</b>
Satin Nickel Powder Coat	<b>2GAFBCVRNK</b>	<b>2GAFBCVRNK</b>	<b>2GAFBFFCVRNK</b>



## For use with 4-gang floorboxes


- Maximum static load of 1500 lbs. with 2x safety factor\*

Finish	Surface Cover Dimensions 13" x 13-1/4"	
	Without Insert	With Insert
Aluminum Powder Coat	<b>4GAFBCVRALU</b>	<b>4GAFBCVRALUC</b>
Black Powder Coat	<b>4GAFBCVRBK</b>	<b>4GAFBCVRBK</b>
Brass Powder Coat	<b>4GAFBCVRBRS</b>	<b>4GAFBCVRBRSC</b>
Bronze Powder Coat	<b>4GAFBCVRBRZ</b>	<b>4GAFBCVRBRZC</b>
Satin Nickel Powder Coat	<b>4GAFBCVRNK</b>	<b>4GAFBCVRNK</b>
Description	Catalog Number	
AFB4G series replacement dividers	<b>AFB4GDIVKIT</b>	



# Plates

- UL514A Listed



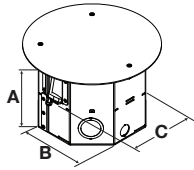
## For use with 2 and 4-gang floorboxes

Cat. No.	Plate Style	Cat. No.	Plate Style
<b>FBMPREC</b>	(1) Decorater opening	<b>FBMPDUP</b>	(1) Duplex opening
<b>FBMPAAP</b>	(4) Extron® AAP openings	<b>FBMPMAAP</b>	(2) Extron® MAAP openings
<b>FBMP15IM</b>	(1) 1.5U Hubbell iStation opening	<b>FBMP2IM</b>	(2) 1U Hubbell iStation openings
<b>FBMP139</b>	(1) Simplex opening 1.40" diameter	<b>FBMP156</b>	(1) Twist-Lock® opening 1.60" diameter
<b>FBMPBnk</b>	1-gang blank plate	<b>FBMPFT</b>	Cable feed through with bushing
<b>FBMPTRAC</b>	(1) opening for Tracjack® or Series II®	<b>FBMP6KS</b>	(1) Opening with Hubbell 6-Port frame for keystone jacks
<b>FBMP6DJ</b>	(1) Hubbell keystone jack openings and (4) jack KOs with label field		

\*Load applied through a 3" (76mm) mandrel in center of the cover. | Extron® is a registered trademark of Extron Electronics. Crestron® is a registered trademark of Crestron Electronics, Inc. | FSR® is a registered trademark of FSR Inc. TracJack®, Series II® and Ortronics® are registered trademarks of Ortronics/Legrand.

# Recessed 4-Gang Round Floorboxes


For use in raised access or wood floors



Round	<b>RAFB4BASE</b>	
Minimum Depth from Top of Floor Tile	6.47" (164.3)	
Cubic Inch (cm <sup>3</sup> ) Capacity per Gang	28.5 cu. in. (460 cm <sup>3</sup> )	
Dimensions - A	6.41" (162.9)	
Dimensions - B	7.33" (186.2)	
Dimensions - C	8.05" (204.6)	
KO Trade Size: Sides	(2) 1/2"	(2) 3/4", 1-1/2" - Concentric, (2) 1", 1-1/4" - Concentric
Bottom	(1) 1-1/2", 2"	(1) 3/4", 1" - Concentric, (1) 3/4", 1", 1-1/4" - Concentric
Floor Thickness	.71" (19.1) - 2.50" (63.5)	
Temporary Cover Included	☑	
ADA	Flange thickness is 1/8" thick and complies with ADA requirements	

UL File Number E31999.

## Available finishes



	RAFB4 Series Kits	8" Round Covers
Finish	RAFB4BASE round floorbox with 8" round cover	1000 lbs static load* Suitable for use with all floor types
Brushed Aluminum	<b>RAFB4ALU</b>	<b>CFBS1R8CVRALU</b>
Black Powder Coat	<b>RAFB4BLK</b>	<b>CFBS1R8CVRBLK</b>
Brass Plated	<b>RAFB4BRS</b>	<b>CFBS1R8CVRBRS</b>
Bronze Plated	<b>RAFB4BRZ</b>	<b>CFBS1R8CVRBRZ</b>
Gray Powder Coat	<b>RAFB4GRY</b>	<b>CFBS1R8CVRGRY</b>
Satin Nickel Plated	<b>RAFB4NKL</b>	<b>CFBS1R8CVRNKL</b>



## RAFB4 SERIES

# Plates


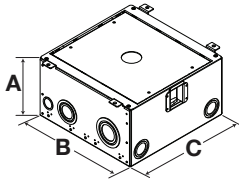
- All RAFB4SP series plates are powder coat white


Cat. No.	Plate Style	Cat. No.	Plate Style
<b>RAFB4SPDECO</b>	(1) Decorater opening	<b>RAFB4SPDUPLEX</b>	(1) Duplex opening
<b>RAFB4SPTL14</b>	(1) Simplex opening 1.40" diameter	<b>RAFB4SPTL16</b>	(1) Twist-Lock® opening 1.60" diameter
<b>RAFB4SPBLANK</b>	Blank plate	<b>RAFB4SP3UIS</b>	(1) Hubbell iStation opening for 3 units
<b>RAFB4SP2AAP</b>	(2) Extron® AAP openings	<b>RAFB4SP3MAAP</b>	(3) Extron® MAAP openings
<b>RAFB4SPORT</b>	Opening to accept bezels for Ortronics TracJack®		

\*Load applied through a 3" (76mm) mandrel in center of the cover. | Extron® is a registered trademark of Extron Electronics. Crestron® is a registered trademark of Crestron Electronics, Inc. | FSR® is a registered trademark of FSR Inc. TracJack®, Series II® and Ortronics® are registered trademarks of Ortronics/Legrand.

# Recessed 8<sup>+</sup>/10-Gang Floorboxes

For use in raised access or wood floors




Standard Chicago (No Knockouts)	<b>AFB10G55</b> <b>AFB10G55CHI</b>
Min. Depth from Top of Floor Tile	5.95" (151.1)
Cubic Inch (cm <sup>3</sup> ) Capacity per Gang	(2) 25 cu. in. (407.9 cm <sup>3</sup> ), (2) 50 cu. in. (819.4 cm <sup>3</sup> ), (2) 71 cu. in. (1163.5 cm <sup>3</sup> )
Dimensions – A	5.74" (145.9)
Dimensions – B	11.11" (282.2)
Dimensions – C	10.66" (270.7)
KO Trade Size: Ends	(2) 1/2", 3/4", (2) 3/4", 1", 1-1/4", 1-1/2", (2) 1", 1-1/4", 1-1/2", 2"
Sides	(4) 3/4", 1", 1-1/4", 1-1/2"
Bottom	(2) 1/2", 3/4", (4) 1/2", 3/4", 1", 1-1/4"
Floor Thickness	.56" (1.2) - 2.12" (53.8)
Cover Family	Rectangular
Temporary Cover Included	

UL File Number E31999.

## Covers & Plates

- Die cast aluminum construction
- Maximum static load of 1,500 lbs. with 2x safety factor\*
- UL 514A listed

### Available finishes



Finish	Surface Style Covers	
	Without Insert	With Insert
Aluminum Powder Coat	<b>10GAFBCVRALU</b>	<b>10GAFBCVRALUC</b>
Black Powder Coat	<b>10GAFBCVRBK</b>	<b>10GAFBCVRBK C</b>
Brass Powder Coat	<b>10GAFBCVRBRS</b>	<b>10GAFBCVRBRSC</b>
Bronze Powder Coat	<b>10GAFBCVRBRZ</b>	<b>10GAFBCVRBRZC</b>
Satin Nickel Powder Coat	<b>10GAFBCVRNK</b>	<b>10GAFBCVRNK C</b>



Without insert



With insert

No. of Gangs	Cat. No.	Plate Style	Cat. No.	Plate Style
1	<b>FB10MPREC</b>	(1) Decorator opening	<b>FB10MPDUP</b>	(1) Duplex opening
	<b>FB10MPBNK</b>	1-gang blank plate	<b>FB10MPKEY</b>	(1) Opening with Hubbell 6-port frame for keystone jacks
	<b>FB10MPTRAC</b>	(2) Openings for (6) Ortronics TracJack®	<b>FB10MPFT</b>	Cable feed through with bushing
2	<b>FB10MP2A</b>	Decorator openings	<b>FB10MP2E</b>	Duplex openings
	<b>FB10TLX</b>	(1) Simplex opening 1.40" diameter	<b>FB10TLA</b>	(1) Twist-Lock® opening 1.60" diameter
	<b>FB10MP2B</b>	(6) 1U Hubbell iStation modules	<b>FB10MPMAAP</b>	(4) Extron® MAAP openings
	<b>FB10MPAAP</b>	(4) Extron® AAP openings		
3	<b>FB10TLY</b>	(2) Simplex opening 1.40" diameter	<b>FB10TLB</b>	(3) Twist-Lock® opening 1.60" diameter
	<b>FB10MP3GAPP</b>	(1) Opening for appliance receptacle, requires 2-gang industry plate for trim out		
5	<b>FB10TLC</b>	(3) Simplex opening 1.40" diameter	<b>FB10TLZ</b>	Twist-Lock® opening 1.60" diameter
	<b>FB10MPNEMA2XG</b>	(2) 2-gang. Meets NEMA spacing. Ideal for Crestron® DM –TX product and power. Ships with low voltage divider.	<b>FB10MPNEMA4G</b>	(4) Single service openings utilizing NEMA wallplate. (No low voltage divider option.)

\*Use with FB10MPNEMA2XG and/or FB10MPNEMA4G for 8-gang configuration. | \*Load applied through a 3" (76mm) mandrel in center of the cover. | Extron® is a registered trademark of Extron Electronics. | Crestron® is a registered trademark of Crestron Electronics, Inc. | FSR® is a registered trademark of FSR Inc. | TracJack®, Series II® and Ortronics® are registered trademarks of Ortronics/Legrand.

## FEATURES & BENEFITS

# SystemOne Recessed 4 Inch Floorboxes

The AFBS1R4 floorbox was designed for raised access or wood floors. It installs easily into a 4" diameter hole, held in place by two sets of retaining barbs on the side. Electrical connections are made below the walking surface to protect electrical devices and increase safety by reducing tripping hazards. Intended for areas with basic power requirements, it supports one duplex, a duplex with two data jacks or a quadplex.

The unobtrusive design blends into any setting, harmonizing aesthetics with function and safety. The 1/8" thick flange is ADA compliant. Six architectural finishes available.

- UL Listed, scrubwater compliant
- Plenum rated box assembly



### Box Design

- Durable die-cast aluminum box construction
- Flexible single or dual service
- Easily installs in 4" diameter hole, 5-5/8" device depth
- Four 1/2" side knockouts
- One 1", 3/4" and 1/2" concentric bottom knockout



### Covers

- Durable die-cast aluminum cover
- 1,000 lbs, static load rated cover
- Available in 6 architectural finishes



### Safety

- Increased safety with recessed connections
- Low profile flanges meet ADA requirements
- Hide-away egress door fold under cover while in use
- 180° opening of main doors

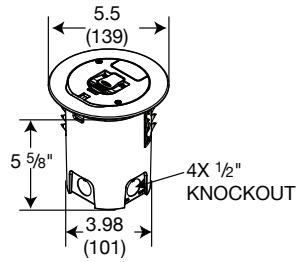


### Easy Mount Device Plates

All SIR4SP series plates are powder coat white

# Recessed 4 Inch Floorboxes

For use in raised access or wood floors



Round	<b>AFBS1R4BASE</b>
Hole Diameter	4"
Bottom Knock out	1", 3/4", 1/2" concentric
Side knock out	(4) 1/2"


UL File Number E31999.

### Covers

- Flange diameter is 5.5"; thickness is 1/8" and complies with ADA requirements
- Cover load rating is 1,000 lbs with a 2x safety factor\*
- Single fold under cable egress door



### Available finishes



Finish	Floorbox with cover	4" round covers only
Temporary installation cover only	<b>AFBS1R4BASE</b>	-
Brushed Aluminum	<b>AFBS1R4ALU</b>	<b>AFBS1R4CVRALU</b>
Black Powder Coat	<b>AFBS1R4BLK</b>	<b>AFBS1R4CVRBLK</b>
Plated Brushed Brass	<b>AFBS1R4BRS</b>	<b>AFBS1R4CVRBRS</b>
Plated Antique Bronze	<b>AFBS1R4BRZ</b>	<b>AFBS1R4CVRBRZ</b>
Gray Powder Coat	<b>AFBS1R4GRY</b>	<b>AFBS1R4CVRGRY</b>
Plated Satin Nickel	<b>AFBS1R4NKL</b>	<b>AFBS1R4CVRNKL</b>



### Device Mounting Plates

Cat. No.	Plate Style	Cat. No.	Plate Style
<b>S1R4SP2X2STYLE</b>	2X2 sub-plate with (1) decorator device opening and (2) keystone jack openings	<b>S1R4SPSTYLE</b>	(1) Style Line® decorator device opening for power or datacom applications
<b>S1R4SP2X2STYLETJ</b>	2X2 Sub-plate with (1) decorator device opening and (2) Ortronics® TracJack® openings	<b>S1R4SP2X2DUPLEX</b>	2X2 Sub-plate with (1) duplex device opening and (2) keystone jack openings
<b>S1R4SPDUPLEX</b>	(1) Duplex device opening for power or datacom applications	<b>S1R4SP2X2DUPLXTJ</b>	2X2 Sub-plate with (1) duplex device opening and (2) Ortronics® TracJack® openings
<b>S1R4SPTWIST</b>	(1) 1.60 inch opening for 20 or 30A Twist-Lock® receptacle	<b>S1R4SPSIMPLEX</b>	(1) 1.40 inch opening for simplex receptacle
<b>S1R4SPQUAD</b>	(4) Single 20A receptacles. Can be wired as single or two circuit with isolated ground capability, 12" wire leads. Includes ⚡ stickers.		

### Replacement Parts

Description	Catalog Number	Description	Catalog Number
Low voltage divider	<b>AFBS1R4DIV</b>	Replacement bottom knockouts	<b>AFBS1R4BOTTOM</b>

\*Load applied through a 3" (76mm) mandrel in center of the cover. | TracJack®, Series II® and Ortronics® are registered trademarks of Ortronics/Legrand.


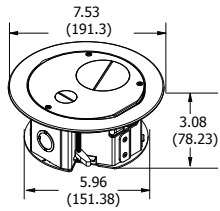
# SystemOne Recessed 6 Inch Furniture Feed Floorboxes

For use in raised access or wood floors

The AFBS1R6FF floorbox is designed for use in raised access or wood floors. It installs easily into a 6" diameter hole, retained by two pawl arms which swing outwards when tightened by a screwdriver. Providing the lowest profile in the industry, the 1/8" thick flange is ADA compliant. The box can also serve as a wiring chamber for power.

Available in six architectural finishes, Hubbell SystemOne Floor Boxes harmonize aesthetics with function and safety.

- UL Listed, scrubwater compliant
- Plenum rated box assembly




Round	<b>AFBS1R6BASE</b>
Hole Diameter	6"
Bottom low voltage knock out	2"
Side low voltage entry	Removable gate, area equal to 2" conduit
Bottom power knock out	3/4" 1/2" concentric
Side power knock out	3/4" 1/2" concentric
Fastening	2 pawl arms

UL File Number E31999.

## Covers

- Flange diameter 7.5"; thickness is 1/8" thick and complies with ADA requirements
- Cover load rating is 1,000 lbs with 2x safety factor\*

## Available finishes



Finish	Floorbox with cover	6 in round covers only
Temporary installation cover only	<b>AFBS1R6BASE</b>	-
Brushed Aluminum	<b>AFBS1R6FFALU</b>	<b>AFBS1R6FFCVRALU</b>
Black Powder Coat	<b>AFBS1R6FFBLK</b>	<b>AFBS1R6FFCVRBLK</b>
Plated Brushed Brass	<b>AFBS1R6FFBRS</b>	<b>AFBS1R6FFCVRBRS</b>
Plated Antique Bronze	<b>AFBS1R6FFBRZ</b>	<b>AFBS1R6FFCVRBRZ</b>
Gray Powder Coat	<b>AFBS1R6FFGRY</b>	<b>AFBS1R6FFCVRGRY</b>
Plated Satin Nickel	<b>AFBS1R6FFNKL</b>	<b>AFBS1R6FFCVRNKL</b>



## Replacement Parts

Description		Description	Catalog Number	Description	Catalog Number
Low voltage divider	<b>AFBS1R6DIV</b>	Low voltage grommet	<b>AFBS1R6GROM</b>	Low voltage gate	<b>AFBS1R6GATE</b>

\*Load applied through a 3" (76mm) mandrel in center of the cover.

# Fire-Rated Poke-Through and Floorbox Recessed Floor Box Covers



## Two Concrete Floor Applications




Use fire-rated poke-throughs when the conduits can't be installed in the concrete floor, like tenant improvements.



Use floorboxes in concrete applications when the connecting conduits can be installed into the concrete floor.

## Same Finished Look!

Dynamic round low profile durable covers



Recessed cover activation



Or furniture feed cover activation

# Residential Floorboxes

For use in concrete floors

Residential round nonmetallic floorboxes offer an economical solution for electrical power or combined power and voice/data applications. Designed specifically for slab-on-grade installation, installation is quick and easy using a push-in-place leveling system. After the box has been secured in concrete, cut for height, simply apply PVC glue and push the cover assembly into the box. No fasteners or adjustment screws required.

- Self height and leveling ring, no adjustments
- Parallel PVC hubs for 1" and 3/4" conduit
- UL Listed floor box



## Available finishes



Brushed Aluminum    Brass Plated    Solid Brass    Black    Chestnut Brown    Gray

Description	Material/Color	Catalog Number
<b>Flange and Hinged Door Cover Assembly</b> Includes tamper-resistant duplex receptacle, gasket, floor leveling PVC ring, high impact and chemically resistant nylon. Factory pre-assembled for easy drop-in installation. 15A 125V, NEMA 5-15R.	Brushed aluminum	<b>RF406ALU</b>
	Brushed brass plated	<b>RF406BP</b>
	Solid brass	<b>RF406BR</b>
	Black	<b>RF406BK</b>
	Chestnut brown	<b>RF406BN</b>
	Gray	<b>RF406GY</b>
Flush fit cover for hardwood and tile floors (similar to above).	Solid brass	<b>RF409BR</b>
PVC floor box with concrete protective cover. Accepts 3/4" and 1.0" schedule 40 and schedule 80 PVC conduit. Includes round box (4-7/8" diameter x 6.0" deep), four reducers, closure plugs, and concrete cover with locator flag.	Gray	<b>RF400</b>
Hinged nylon replacement door cover. Includes neoprene gasket to seal plug openings. Replacement cover for RF406 series.	Solid brass Black	<b>RF407BR</b> <b>RF407BK</b>
Low voltage divider for use in PVC box RF400, when JLOAD® multimedia outlet is used.	Gray	<b>RF408</b>



Description	Catalog Number
<b>Adjustable Non-Metallic Concrete Floor Box Stand</b> PVC floor box stand, adjusts up to 4 inches, gray	<b>PFBSTANDGY</b>



Description	Color	15A 125V	20A 125V
<b>JLOAD® Multimedia Outlet</b> Specifically designed to provide power, Cat. 5e and coaxial in a single gang box. Requires low voltage divider RF408 when used in PVC Box RF400. Includes decorator frame, one Cat. 5e, one F-connector and one power receptacle 125V with voltage dividers.* Tamper resistant.	Black	<b>RJ650BKTR</b>	<b>RJ620BKTR</b>
	Gray	<b>RJ650GYTR</b>	<b>RJ620GYTR</b>
	Ivory	<b>RJ650ITR</b>	<b>RJ620ITR</b>
	Light Almond	<b>RJ650LATR</b>	<b>RJ620LATR</b>
	White	<b>RJ650WTR</b>	<b>RJ620WTR</b>
<b>JLOAD Multimedia Outlet</b> Includes decorator frame with two open ports for custom configuration and one power receptacle 125V with voltage dividers.* Tamper-resistant.	Black	<b>RJ65BKTR</b>	<b>RJ62BKTR</b>
	Gray	<b>RJ65GYTR</b>	<b>RJ62GYTR</b>
	Ivory	<b>RJ65ITR</b>	<b>RJ62ITR</b>
	Light Almond	<b>RJ65LATR</b>	<b>RJ62LATR</b>
	White	<b>RJ65WTR</b>	<b>RJ62WTR</b>



\*Dividers provided for use with the RJ600, RF515 series and RJ200 series boxes. RF408 required for use with the RF400 series floor boxes.



# Residential Floorboxes

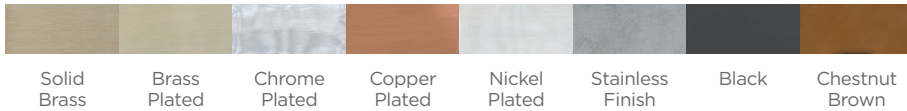
For use in wood floors

Floorboxes designed specifically for placing electrical power or combined power and voice/data devices on structural wood floors. The height adjusts up to 3/4" for optimal alignment and fit.


- Available surface mount or flush fit
- Pre-assembled flange and cover for fast installation
- Removable neoprene gaskets allow for independent use of either side of the receptacle with the cover closed
- Low voltage divider optional provides for power and voice/data in a compact space
- Height accessible adjustments after the box is mounted
- Back and side knockouts for proper wiring access
- Recessed receptacle minimizes plug protrusion; allowing furniture to be located over the plug
- Top screw fastening and side joist mounting provided



## Available finishes



Description	Material	Finish	Catalog No.
Decorator duplex receptacle floor box kit; includes steel box, flange and hinged door cover assembly with 15A 125V tamper-resistant duplex receptacle; designed for installation in wood floors; mounts to sub-floor or joists.	Solid Brass	Clear Lacquer	<b>RF515BR</b>
	Aluminum	Stainless Paint	<b>RF515SS</b>
	Aluminum	Black Paint	<b>RF515BK</b>
	Aluminum	Chestnut Brown Paint	<b>RF515BN</b>
	Aluminum	Brass Plated	<b>RF515BP</b>
	Aluminum	Chrome Plated	<b>RF515CH</b>
	Aluminum	Copper Plated	<b>RF515CU</b>
	Aluminum	Nickel Plated	<b>RF515NI</b>
Flange and hinged door cover assembly; includes tamper-resistant duplex receptacle; neoprene gaskets; for use with steel box RF500.	Solid Brass	Clear Lacquer	<b>RF506BR</b>
	Aluminum	Stainless Paint	<b>RF506SS</b>
	Aluminum	Black Paint	<b>RF506BK</b>
	Aluminum	Chestnut Brown Paint	<b>RF506BN</b>
	Aluminum	Brass Plated	<b>RF506BP</b>
	Aluminum	Chrome Plated	<b>RF506CH</b>
	Aluminum	Copper Plated	<b>RF506CU</b>
Aluminum	Nickel Plated	<b>RF506NI</b>	
Flush fit cover for hardwood and tile floors (similar to above)	Solid Brass	Clear Lacquer	<b>RF509BR</b>
Adjustable floor box; 3 inch deep; three (3) 1/2 inch knockouts: one on bottom; one on each side; non-metallic sheathed cable clamps on each side, steel			<b>RF500</b>
Hinged door cover only, replacement door for RF515, RF509 and RF506 series	Solid Brass	Solid Brass	<b>RF507BR</b>
	Aluminum	Stainless Finish	<b>RF507SS</b>
	Aluminum	Black	<b>RF507BK</b>
	Aluminum	Chestnut Brown Paint	<b>RF507BN</b>
	Aluminum	Brass Plated	<b>RF507BP</b>
	Aluminum	Chrome Plated	<b>RF507CH</b>
	Aluminum	Copper Plated	<b>RF507CU</b>
Aluminum	Nickel Plated	<b>RF507NI</b>	




COMPATIBLE DEVICES

# EdgeConnect™ Receptacles

Super-fast, high-performance termination for greater efficiency


Save considerable time wiring devices. With the EdgeConnect user-ready screwless termination system, simply insert the wire and press the plunger down. No tools, no torquing required for fool-proof, code-compliant termination. It holds wires tight. Any qualified installer can guarantee high-quality results. About 11 seconds per termination. Plungers are even color coded to eliminate confusion.

**Labor savings is easy!**



**EdgeConnect Straight Blade Receptacles**

Description	Color	Poles/Wires	Voltage	15A	20A
StyleLine	Gray White	2P/3W	125V	<b>DR15STGY</b> <b>DR15STW</b>	<b>DR20STGY</b> <b>DR20STW</b>
StyleLine, tamper resistant	Gray White	2P/3W	125V	<b>DR15STGYTR</b> <b>DR15STWTR</b>	<b>DR20STGYTR</b> <b>DR20STWTR</b>
Duplex	Gray White	2P/3W	125V	<b>BR15STGY</b> <b>BR15STW</b>	<b>BR20STGY</b> <b>BR20STW</b>
Duplex, tamper resistant	Gray White	2P/3W	125V	<b>BR15STGYTR</b> <b>BR15STWTR</b>	<b>BR20STGYTR</b> <b>BR20STWTR</b>




**EdgeConnect Twist-Lock® Receptacles**

Description	Color	Poles/Wires	Voltage	15A	20A	30A
Duplex Single	Black	2P/3W	125V	<b>HBL4700ST</b> <b>HBL4710ST</b>	<b>HBL2310ST</b>	<b>HBL2610ST</b>
Duplex Single	Black	2P/3W	250V	<b>HBL4550ST</b>	<b>HBL2320ST</b>	<b>HBL2620ST</b>
Single	Black	3P/4W	125/250V 3Ø 250V		<b>HBL2410ST</b> <b>HBL2420ST</b>	<b>HBL2710ST</b> <b>HBL2720ST</b>

Traditional straight blade receptacles with side screw terminations are also available for a variety of applications.

**Traditional Straight Blade Receptacles**

Description	Color	Poles/Wires	Voltage	15A	20A
Ground Fault	Gray White	2P/3W	125V	<b>GFR15GRY</b> <b>GFR15W</b>	<b>GFR20GRY</b> <b>GFR20W</b>
USB power delivery	Gray White	2P/3W	125V	<b>USB15ACPDGY</b> <b>USB15ACPDW</b>	<b>USB20ACPDGY</b> <b>USB20ACPDW</b>
Surge protection	Gray White	2P/3W	125V	<b>HBL5262GYSA</b> <b>HBL5262WSA</b>	<b>HBL5362GYSA</b> <b>HBL5362WSA</b>
Duplex, isolated ground	Orange	2P/3W	125V	<b>IG15CR</b>	<b>IG20CR</b>



COMPATIBLE DEVICES

# AV and Data Connections

iSTATION modules provide a consistent and practical solution for delivering all types of connections in the wall, floor, or table. The modular design allows users to custom configure plates to their specific application.

## Communication Outlet Frames, Decorator

1-Port	2-Port	3-Port	4-Port	6-Port
<b>NS611xx</b>	<b>NS612xx</b>	<b>NS613xx</b>	<b>NS614xx</b>	<b>NS616xx</b>

xx = Color: BK (Black), GY (Gray), I (Ivory), LA (Light Almond), W (White)

## 3.5mm Stereo Jacks

Color	3.5mm to Screw Terminal	3.5mm Pass-Thru, F/F Coupler	HDMI, Keystone, Snap-Fit, Feed-Thru
Black	<b>SF35STBK</b>	<b>SF35FFBK</b>	<b>SFHC14BK</b>
Office White	-	<b>SF35FFOW</b>	-
White	-	<b>SF35FFW</b>	<b>SFHC14W</b>

Our high-performance, category-rated modular jacks support today's Ethernet protocols, IP devices, and high bandwidth AV applications. They install with a snap for quick and easy termination.

## Data Jacks

Description	Category 6a	Category 6	Category 5e
Single pack	<b>HJU6Axx</b>	<b>HXJ6xx</b>	<b>HXJ5Exx</b>
24-pack	<b>HJU6Axx24</b>	<b>HXJ6xx24</b>	<b>HXJ5Exx24</b>

xx = Color: BK (Black), B (Blue), GL (Gold), GY (Gray), GN (Green), EI (Ivory), OW (Office White), OR (Orange), P (Purple), R (Red), W (White), Y (Yellow); Gold and Purple available as single pack only

## F-Type Connectors

F-Type Coupler F/F	F-Type Coupler F/F Gold	F Coax, Snap-Fit, 3GHz, Gold
<b>SFFxxX</b>	<b>SFFGyy</b>	<b>SFF3Gxx</b>

xx = Color: B (Black), G (Gray), E (Ivory), W (White); SFFX = Office White  
yy = Color: BK (Black), GY (Gray), EI (Ivory), OW (Office White), W (White)

## Unloaded Modules

Keystone, 1U	
1-Port	2-Port
<b>IM1K1xx</b>	<b>IM2K1xx</b>

xx = Color: BK (Black), EI (Ivory); GY (Gray), OW (Office White), W (White)

## HDMI 4K Connectors

1-Port	2-Port
<b>NS801xx</b>	<b>NS802xx</b>

xx = Color: BK (Black), GY (Gray), I (Ivory), LA (Light Almond), W (White)

## USB Connectors

Description	Pass-thru, female to female couplers	
Color	USB 3.0, A to A	USB 3.0, A to B
Black	<b>SFUSBAA3BK</b>	<b>SFUSBAB3BK</b>
Blue	<b>SFUSBAAB</b>	<b>SFUSBABB</b>
Office White	<b>SFUSBAAOW</b>	<b>SFUSBABOW</b>
White	<b>SFUSBAAW</b>	<b>SFUSBABW</b>

## CONTACT US

Count on Hubbell Wiring Device-Kellems for the most reliable and innovative wiring device product line in North America.



[custserv@hubbell.com](mailto:custserv@hubbell.com)



(800) 288-6000



Find your local representative at  
[www.hubbell.com/wiringdevice-kellems](http://www.hubbell.com/wiringdevice-kellems)



A proud member of the Hubbell family.

©2024 Hubbell Incorporated. All rights reserved.  
Hubbell and the Hubbell logo are registered trademarks or trademarks of Hubbell Incorporated. All other trademarks are the property of their respective owners.

40 Waterview Drive, Shelton, CT 06484  
[hubbell.com/wiringdevice-kellems](http://hubbell.com/wiringdevice-kellems) | [custserv@hubbell.com](mailto:custserv@hubbell.com)  
Phone (800) 288-6000 | Fax (800) 255-1031

EP-WDK-CC-BR-EN-01190 | REV 05/2024