

Toggle Switches

Features




Standard toggle switches provide the basic ON/OFF control for home lighting and appliances.

- Tough thermoplastic with ultrasonically welded cover and base
- Elongated strap for easier wall box mounting
- Quiet snap action mechanism
- Multiple-drive Slot/Phillips/Robertson head screws
- Hi-visibility yellow base for easy installation
- Operating temperature: -20°C to 60°C
- UL Listed, CSA Certified







RS115W

Single Pole Toggle Switches

Description	Single Pole	Single Pole	Single Pole, Illuminated
Termination	Grounding, Push and Side Wire	Self-Grounding, Push and Side Wire	Self-Grounding, Push and Side Wire
Rating	15A 120V AC	15A 120V AC	15A 120V AC
			
Color			
Clear	—	—	RS115ILC
Black	RS115BK	—	—
Brown	RS115	RS115S	—
Ivory	RS115I	RS115SI	RS115ILI*
Light Almond	RS115LA	RS115SLA	RS115ILLA*
White	RS115W	RS115SW	RS115ILW*

Note: *Frame is clear and illuminates, toggle is colored. Does not require a neutral wire.

Three and Four Way Toggle Switches

Description	Three Way	Three Way	Three Way, Illuminated	Four Way
Termination	Grounding, Push and Side Wire	Self-Grounding, Push and Side Wire	Self-Grounding, Push and Side Wire	Self-Grounding, Side Wire
Rating	15A 120V AC	15A 120V AC	15A 120V AC	15A 120V AC
				
Color				
Clear	—	—	RS315ILC	—
Black	RS315BK	—	—	—
Brown	RS315	RS315S	—	RS415
Ivory	RS315I	RS315SI	RS315ILI*	RS415I
Light Almond	RS315LA	RS315SLA	RS315ILLA*	RS415LA
White	RS315W	RS315SW	RS315ILW*	RS415W

Note: *Frame is clear and illuminates, toggle is colored. Does not require a neutral wire.

Dimensions in Inches (mm)