

LOCKING INTEGRATED PERFORATED PANEL ENCLOSURE, TYPE 1



Example of Integrated Panel; wiring devices not included.

INDUSTRY STANDARDS

UL 50, 50E Listed; Type 1; File No. E27567
cUL Listed per CSA C22.2 No 40; Type 1; File No. E27567

NEMA/EEMAC Type 1
IEC 60529, IP30

APPLICATION

The perforated panel that ships inside these enclosures accepts self-tapping screws and eliminates the need to measure, mark and drill when mounting components, which results in labor and time savings.

FEATURES

- Door has key lock quarter-turn latch; two keys included
- Select models have concentric knockouts on four sides

SPECIFICATIONS

- 14 and 16 gauge steel
- Includes removable 16 gauge gray perforated panel

FINISH

ANSI 61 gray polyester powder paint finish inside and out over pretreated surfaces.

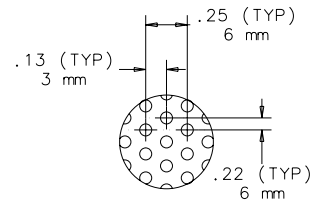
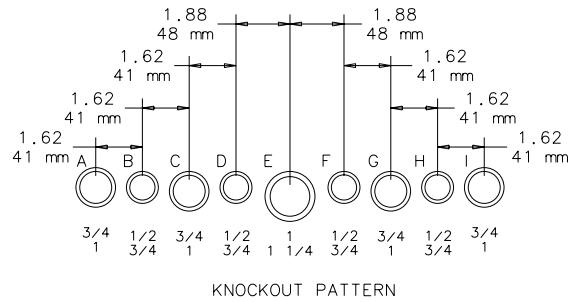
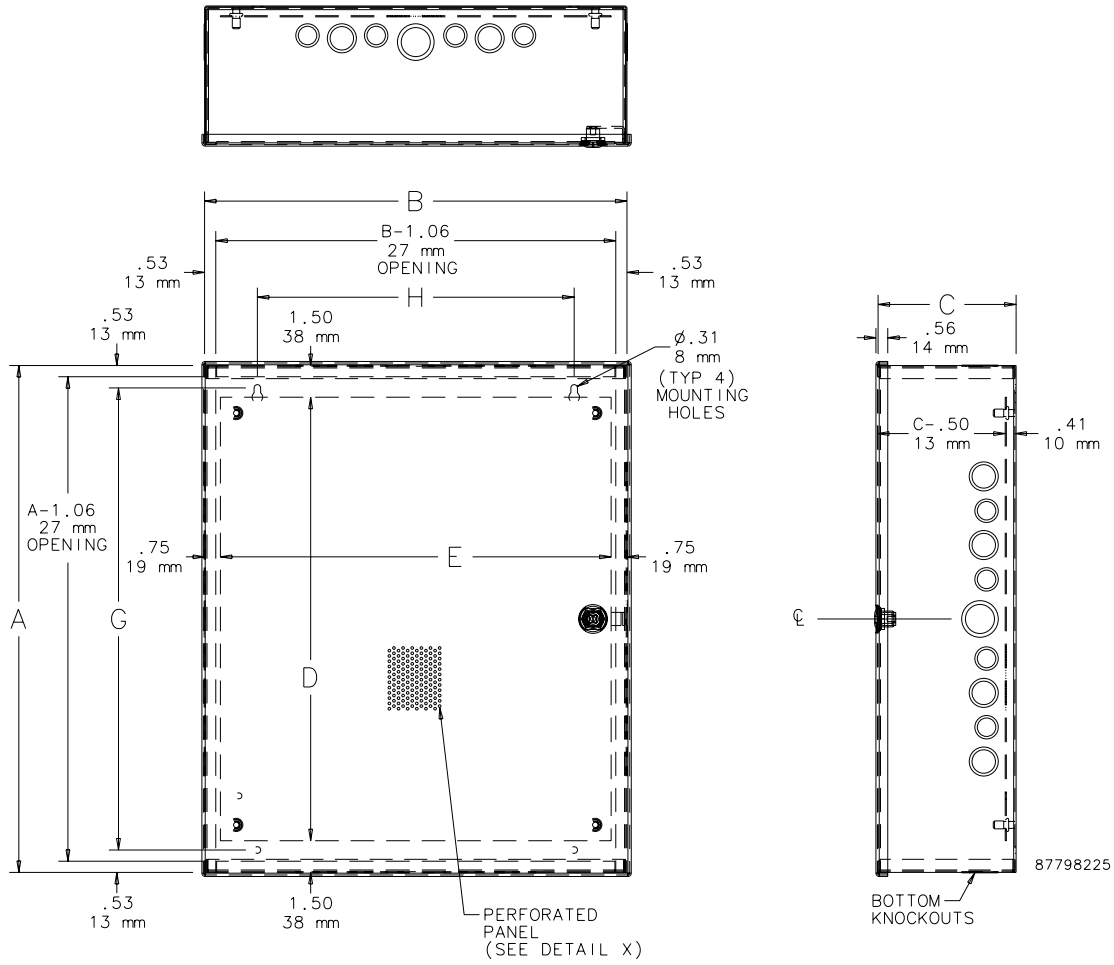
ACCESSORIES

Touch-Up Paint

BULLETIN: A1PP

Standard Product

Catalog Number	AxBxC in./mm	Panel Size D x E in./mm	Mounting Holes G x H in./mm	Knockout Pattern A-Sides	Knockout Pattern B-Sides
A12126T1PP	12.00 x 12.00 x 6.00 305 x 305 x 152	10.25 x 10.25 260 x 260	9.00 x 11.00 229 x 279	C-D-E-F-G	C-D-E-F-G
A16126T1PP	16.00 x 12.00 x 6.00 406 x 305 x 152	14.25 x 10.25 362 x 260	13.00 x 11.00 330 x 279	B-C-D-E-F-G-H	C-D-E-F-G
A2016AT1PP	20.00 x 16.00 x 6.62 508 x 406 x 168	17.00 x 14.50 432 x 368	17.88 x 11.00 454 x 279	A-B-C-D-E-F-G-H-I	B-C-D-E-F-G-H
A2420AT1PP	24.00 x 20.00 x 6.62 610 x 508 x 168	21.00 x 18.50 533 x 470	21.88 x 15.00 556 x 381	A-B-C-D-E-F-G-H-I	A-B-C-D-E-F-G-H-I
A3624AT1PP	36.00 x 24.00 x 6.62 914 x 610 x 168	32.00 x 22.50 813 x 572	33.50 x 16.75 851 x 425	—	—
A3630AT1PP	36.00 x 30.00 x 6.62 914 x 762 x 168	32.00 x 31.50 813 x 800	33.50 x 22.75 851 x 578	—	—



DETAIL X