

NEMA offer

Type S contactors and starters

Worldwide available power.



Absolute Motor Controls

Our proven line of motor controls gives you an absolute peace of mind!

Absolute Power



Our family of contactors and starters sustain our tradition of providing motor control and protection that is the most reliable in the industry. The Type S contactor continues to be the heart of the system and features:

- Bellcrank design optimizes electrical and mechanical life
- Quick coil change capability
- Easy contact inspection and replacement
- NEMA sizes 00 - 7 with horse power range of 11/2 to 600 and KW range of 1 - 450.

Type S starters and combination starters include a Motor Logic solid state relay and are offered in NEMA 1 or NEMA 12 enclosures. Our combination starters, (shown on cover page), merge the requirements of motor overload and short circuit protection into a single convenient package. These combination controls are offered with circuit breakers or fusible disconnect switches. Features include:

- Handle mechanism for quick ON/OFF safety precautions
- Door closing mechanism
- Solid ground bar



Absolute Protection



Our trio of Motor Logic® solid state overload relays provide optimum motor protection. The base unit is the entry-level product with many standard features that include:

- Self-powered - no external power source required
- 3:1 current range adjustability enables application flexibility, easy selection and installation
- Phase loss protection/Phase unbalance protection
- DIN rail mounting options for efficient installation time and cost
- Class 10 or class 20 availability with repeat trip accuracy of +/- 2%

The mid-line feature unit adds:

- Class II ground fault detection
- Switch selectable trip classes



The deluxe Motor Logic® Plus programmable unit offers:

- 16 programming parameters-8 viewable from LED display
- RS485 port allows up to 99 relays networked and controlled remotely
- 3 built in current transformers to handle 3 phase motor applications from 0.5 - 540 full load amps.

Absolute Performance


Our commitment to provide the best value in quality, price, delivery, and service is not just our goal, it is our life.

Type S contactors and starters set the industry standard for quality and we strive to maintain that reputation. Internally, all products are designed, manufactured and 100% tested to ensure compliance with strict specifications. Externally, we have established a certification program that requires our vendors and suppliers to be quality certified.

Our support organization is poised to help you find flexible solutions and exceed your expectations. Through sustained partnerships we are committed to your success.

***Schneider Electric is essential to your
absolute **peace of mind!*****





A unique partner, a global presence...

Constantly available, worldwide.
With more than 5 000 points of sale in 130 countries,
you can be sure to find the range of products which is right
for you and which complies totally with the standards in the country
in which they are to be used.



Our services, near you, wherever you are.
Our experts are at your disposal, working with you
to design your customized solution.
Our aim: to optimize your installations and improve
your industrial performance.

Schneider Electric Industries S.A.S.

Head office
89, boulevard Franklin Roosevelt
92504 Rueil-Malmaison Cedex
France
<http://www.schneider-electric.com>

Owing to the changes in standards and equipment, the characteristics given in the text
and images in this document are not binding until they have been confirmed with us.
Design: Artessia
Photos: Schneider Electric


NEMA size

Continuous Current	
Motor	Max
200 V	hp
230 V	hp
460 V	hp
575 V	hp

00	0	1
9 A	18 A	27 A
1,5	3	7,5
1,5	3	7,5
2	5	10
2	5	10


***** Coil voltage code**

60 Hz	50 Hz	
24		V01
120+	110	V02
208		V08
240	220	V03
	380	V05
480	440	V06
600	550	V07



Contactors

8502SAO12*	8502SBO2*	8502SCO2*
N/A	8702SBO12*	8702SCO7*
8702SAO4*	8702SBO4*	8702SCO8*



Reversing contactors

Vertical type
Horizontal type



Starters with Motor Logic® solid state overload relays

For class 10
For class 20 use form H20

8536SAO12***H10	8536SBO02***H10	8536SCO3***H10
8536SAO12***H20	8536SBO02***H20	8536SCO3***H20
N/A	8736SBO10*H10	8736SCO7*H20
8736SAO16*H10	8736SBO4*H10	8736SCO8*H20



Reversing starters with Motor Logic®

Vertical type
Horizontal type

2

45 A

10

15

25

25

3

90 A

25

30

50

50

4

135 A

40

50

100

100

5

270 A

75

100

200

200

6

540 A

150

200

400

400

7

810 A

-

300

600


600



8502SDO2*

8702SDO1*

8702SDO2*



8502SEO2*

8702SEO1*

8702SEO2*



8502SFO2*

8702SFO1*


8702SFO3*



8502SGO2*


8702SGO1*

8702SGO3*



8502SHO2*

N/A



8502SJO2*

N/A

8702SJO1*

8536SDO1***H10

8536SDO1***H20

8736SDO1*H20

8736SDO2*H20

8536SEO1***H10

8536SEO1***H20

8736SEO1*H20

8736SEO2*H20

8536SFO1***H10

8536SFO1***H20

8736SFO1*H20

8736SFO3*H20

8536SGO1***H10

8536SGO1***H20

8736SGO1*H20

8736SGO3*H20

8536SHO2***H10

8536SHO2***H20

N/A

8736SHO1*H20

8536SJO2***

8536SJO2***

N/A

8736SJO1*



NEMA size

Continuous Current	
Motor	Max
200 V	hp
230 V	hp
460 V	hp
575 V	hp

00
9 A
1,5
1,5
2
2

0
18 A
3
3
5
5

1
27 A
7,5
7,5
10
10



NEMA 1

Enclosed contactors ■ non-reversing

NEMA 1
NEMA 12

■ reversing

NEMA 1
NEMA 12

8502SAG12*
8502SBA2*
8702SAG4*
8702SBA4*

8502SBG2*
8502SBA2*
8702SBG4*
8702SBA4*

8502SCG2*
8502SCA2*
8702SCG8*
8702SCA4*



NEMA 12

Enclosed starters with MotorLogic® solid state overload relays ■ non-reversing

NEMA 1
NEMA 12

■ reversing

NEMA 1
NEMA 12

8536SAG12*H10
8536SBA2*H10
8536SAG16*H20
8736SBA4*H20

8536SBG2*H10
8536SBA2*H10
8736SBG4*H20
8736SBA4*H20

8536SCG3*H10
8536SCA3*H10
8736SCG8*H20
8736SCA4*H20

2	3	4	5	6	7
45 A	90 A	135 A	270 A	540 A	810 A
10	25	40	75	150	-
15	30	50	100	200	300
25	50	100	200	400	600
25	50	100	200	400	600



8502SDG2*	8502SEG2*	8502SFG2*	8502SGG2*	8502SHG2*	8502SJG2*
8502SDA2*	8502SEA2*	8502SFA2*	8502SGA2*	8502SHA2*	8502SJA2*
8702SDG2*	8702SEG2*	8702SFG3*	8702SGG3*	8702SHG1*	8702SJG1*
8702SDA1*	8702SEA1*	8702SFA1*	8702SGA1*	8702SHA1*	8702SJA1*

8536SDG1*H10	8536SEG1*H10	8536SFG1*H10	8536SGG1*H10	8536SHG2*H10	8536SJG2*
8536SDA1*H10	8536SEA1*H10	8536SFA1*H10	8536SGA1*H10	8536SHA2*H10	8536SJA2*
8736SDG2*H20	8736SEG2*H20	8736SFG3*H20	8736SGG3*H20	8736SHG1*H20	8736SJG1*
8736SDA1*H20	8736SEA1*H20	8736SFA1*H20	8736SGA1*H20	8736SHA1*H20	8736SJA1*