

# UNITAP™ Products



# UNITAP™ Connectors

The UNITAP™ line makes in-line splice/reductions and tapping easy, offering a configuration for every application.

## Contents

|  |             |
|--|-------------|
| <b>MOLE™ In-Line Splice/Reducer</b>                      | <b>2</b>    |
| <b>Direct Burial/Submersible UNITAP™ Connectors</b>      | <b>3</b>    |
| <b>Insulated Multiple Tap Connectors Clear Flex</b>      | <b>4-7</b>  |
| <b>Insulated Multiple Tap Connectors Black and Clear</b> | <b>8-11</b> |

### Direct Burial/Submersible UNITAP™ Connectors

*Designed specifically for direct burial submersion applications*

- Insulated with EPDM rubber
- UL 486D Listed and CSA Certified
- Range-taking conductor ports
- Multiple configurations available

### MOLE™ In-Line Splice Reducer

*Designed for direct burial applications*

- Platisol insulated
- UL 486D Listed and CSA Certified
- Range-taking conductor ports
- Four sizes available

### Insulated Multiple Tap Connectors

*Available in three distinct families*

#### UV-Rated Black

- Suitable for exposure to sunlight

#### Clear

- For easy visual inspection

#### Clear Flex

- For fine stranded and code (Class B & C) conductor. Includes color-coordinated, embossed caps with wire size/class and installation torque




### Common Features & Benefits Include:

- UL 486A–486B Listed and CSA Certified
- Dual Rated AL9CU for copper and aluminum conductors
- 600 Volt Rated
- Fully insulated – eliminating need for taping
- Range-taking – accommodating wire sizes from #14 AWG – 750 kcmil
- Each family includes taps, in-line splice reducers, single-sided entry, double-sided entry and mountable configurations with 2 to 14 ports
- Operating temperature from –40°C to 135°C
- Conductor ports are pre-filled with oxide inhibitor

### MOLE™ In-Line Splice Reducer

|  | Wire Range (AWG/kcmil) | # of Ports | Configuration          | Length | Width | Height | Hex Key | Catalog #        |
|--|------------------------|------------|------------------------|--------|-------|--------|---------|------------------|
|  | #6 - 4                 | 2          | In-Line Splice Reducer | 4.30   | 0.80  | 1.28   | 1/8     | <b>BISR4DB</b>   |
|  | #2 - 1                 | 2          | In-Line Splice Reducer | 6.30   | 0.93  | 1.59   | 5/32    | <b>BISR1DB</b>   |
|  | 1/0 - 3/0              | 2          | In-Line Splice Reducer | 6.25   | 0.99  | 1.84   | 3/16    | <b>BISR3/ODB</b> |
|  | 4/0 - 250              | 2          | In-Line Splice Reducer | 6.70   | 1.18  | 2.03   | 5/16    | <b>BISR250DB</b> |

## Direct Burial/Submersible UNITAP™ Connectors

|   | Wire Range (AWG/kcmil) | # of Ports | Configuration          | Length | Width | Height | Hex Key | Catalog #         |
|---|------------------------|------------|------------------------|--------|-------|--------|---------|-------------------|
|  | #12 - 350              | 2          | Single-Sided Entry     | 2.61   | 4.06  | 2.46   | 5/16    | <b>BIBS3502DB</b> |
|   |                        | 3          | Single-Sided Entry     | 3.82   | 4.06  | 2.46   | 5/16    | <b>BIBS3503DB</b> |
|   |                        | 4          | Single-Sided Entry     | 5.03   | 4.06  | 2.46   | 5/16    | <b>BIBS3504DB</b> |
|   |                        | 5          | Single-Sided Entry     | 6.24   | 4.06  | 2.46   | 5/16    | <b>BIBS3505DB</b> |
|   | #10 - 500              | 6          | Single-Sided Entry     | 7.45   | 4.06  | 2.46   | 5/16    | <b>BIBS3506DB</b> |
|   |                        | 3          | Single-Sided Entry     | 4.31   | 4.58  | 3.13   | 5/16    | <b>BIBS5003DB</b> |
|   |                        | 4          | Single-Sided Entry     | 5.69   | 4.58  | 3.13   | 5/16    | <b>BIBS5004DB</b> |
|   |                        | 5          | Single-Sided Entry     | 7.06   | 4.58  | 3.13   | 5/16    | <b>BIBS5005DB</b> |
|   | #12 - 350              | 6          | Single-Sided Entry     | 8.44   | 4.58  | 3.13   | 5/16    | <b>BIBS5006DB</b> |
|   |                        | 2          | In-Line Splice Reducer | 8.50   | 1.50  | 2.81   | 5/16    | <b>UGS350ULDB</b> |

# UNITAP™ Clear Flex

Fig. 1



Fig. 2



Fig. 3



Fig. 4



Fig. 5



Fig. 6





Fig. 7




| Wire Range (AWG/kcmil)                              | Amp Rating | # of Ports   | Configuration             | Length | Width                  | Height | Hex Key | Catalog #          | Cap Color | Fig.           |
|---|------------|--|---------------------------|--------|------------------------|--------|---------|--------------------|-----------|----------------|
| #14 - #4 Class B & C<br>#14 - #6 Class G,H,I,K,DLO  | 85 A       | 2  | Tap - Opposite Side Entry | 1.08   | 1.50                   | 1.25   | 1/8     | <b>BIT04FX</b>     | Brown     | 2              |
|   |            | 2  | Tap - Same Side Entry     | 1.08   | 1.16                   | 1.25   | 1/8     | <b>BIT4FX</b>      | Brown     | 3              |
|   |            | 3  | Single-Sided Entry        | 1.51   | 1.16                   | 1.25   | 1/8     | <b>BIBS43FX</b>    | Brown     | 4              |
|   |            | 4  | Single-Sided Entry        | 1.95   | 1.16                   | 1.25   | 1/8     | <b>BIBS44FX</b>    | Brown     | 4              |
|   |            | 5  | Single-Sided Entry        | 2.39   | 1.16                   | 1.25   | 1/8     | <b>BIBS45FX</b>    | Brown     | 4              |
|   |            | 6  | Single-Sided Entry        | 2.83   | 1.16                   | 1.25   | 1/8     | <b>BIBS46FX</b>    | Brown     | 4              |
|   |            | 8  | Single-Sided Entry        | 3.71   | 1.16                   | 1.25   | 1/8     | <b>BIBS48FX</b>    | Brown     | 4              |
|   |            | 2  | Double-Sided Entry        | 1.08   | 1.50                   | 1.25   | 1/8     | <b>BIBD42FX</b>    | Brown     | 5              |
|   |            | 3  | Double-Sided Entry        | 1.51   | 1.50                   | 1.25   | 1/8     | <b>BIBD43FX</b>    | Brown     | 5              |
|   |            | 4  | Double-Sided Entry        | 1.95   | 1.50                   | 1.25   | 1/8     | <b>BIBD44FX</b>    | Brown     | 5              |
|   |            | 5  | Double-Sided Entry        | 2.39   | 1.50                   | 1.25   | 1/8     | <b>BIBD45FX</b>    | Brown     | 5              |
|   |            | 6  | Double-Sided Entry        | 2.83   | 1.50                   | 1.25   | 1/8     | <b>BIBD46FX</b>    | Brown     | 5              |
|   |            | 8  | Double-Sided Entry        | 3.71   | 1.50                   | 1.25   | 1/8     | <b>BIBD48FX</b>    | Brown     | 5              |
|   |            | #14 - #2 Class B & C<br>#14 - #2 Class G,H,I,K,DLO | 115 A                     | 2      | In-Line Splice Reducer | 2.38   | 0.75    | 1.22               | 5/32      | <b>BISR2FX</b> |
| #14 - 1/0 Class B & C<br>#14 - #1 Class G,H,I,K,DLO | 150 A      | 2  | In-Line Splice Reducer    | 2.91   | 0.75                   | 1.22   | 5/32    | <b>BISR1/0FX</b>   | Pink      | 1              |
| #14 - 2/0 Class B & C<br>#14 - #1 Class G,H,I,K,DLO | 175 A      | 2  | Tap - Opposite Side Entry | 1.52   | 1.56                   | 1.38   | 3/16    | <b>BIT02/0FX</b>   | Black     | 2              |
|   |            | 2  | Tap - Same Side Entry     | 1.52   | 1.40                   | 1.38   | 3/16    | <b>BIT2/0FX</b>    | Black     | 3              |
|   |            | 3  | Single-Sided Entry        | 2.19   | 1.31                   | 1.38   | 3/16    | <b>BIBS2/03FX</b>  | Black     | 4              |
|   |            | 4  | Single-Sided Entry        | 2.86   | 1.31                   | 1.38   | 3/16    | <b>BIBS2/04FX</b>  | Black     | 4              |
|   |            | 5  | Single-Sided Entry        | 3.53   | 1.31                   | 1.38   | 3/16    | <b>BIBS2/05FX</b>  | Black     | 4              |
|   |            | 6  | Single-Sided Entry        | 4.20   | 1.31                   | 1.38   | 3/16    | <b>BIBS2/06FX</b>  | Black     | 4              |
|   |            | 8  | Single-Sided Entry        | 5.55   | 1.31                   | 1.38   | 3/16    | <b>BIBS2/08FX</b>  | Black     | 4              |
|   |            | 10   | Single-Sided Entry        | 6.89   | 1.31                   | 1.38   | 3/16    | <b>BIBS2/010FX</b> | Black     | 4              |
|   |            | 12   | Single-Sided Entry        | 8.24   | 1.31                   | 1.38   | 3/16    | <b>BIBS2/012FX</b> | Black     | 4              |
|   |            | 14   | Single-Sided Entry        | 9.58   | 1.31                   | 1.38   | 3/16    | <b>BIBS2/014FX</b> | Black     | 4              |
|   |            | 2  | Double-Sided Entry        | 1.52   | 1.56                   | 1.38   | 3/16    | <b>BIBD2/02FX</b>  | Black     | 5              |
|   |            | 3  | Double-Sided Entry        | 2.19   | 1.56                   | 1.38   | 3/16    | <b>BIBD2/03FX</b>  | Black     | 5              |
|   |            | 4  | Double-Sided Entry        | 2.86   | 1.56                   | 1.38   | 3/16    | <b>BIBD2/04FX</b>  | Black     | 5              |
|   |            | 5  | Double-Sided Entry        | 3.53   | 1.56                   | 1.38   | 3/16    | <b>BIBD2/05FX</b>  | Black     | 5              |
|   |            | 6  | Double-Sided Entry        | 4.20   | 1.56                   | 1.38   | 3/16    | <b>BIBD2/06FX</b>  | Black     | 5              |
|   |            | 8  | Double-Sided Entry        | 5.55   | 1.56                   | 1.38   | 3/16    | <b>BIBD2/08FX</b>  | Black     | 5              |

|   |                              |  |                              |       |                           |               |        |               |        |           |        |   |
|---|------------------------------|--|------------------------------|-------|---------------------------|---------------|--------|---------------|--------|-----------|--------|---|
| #14 - 2/0 Class B & C<br>#14 - #1 Class G,H,I,K,DLO | 175 A                        | 10   | Double-Sided Entry           | 6.89  | 1.56                      | 1.38          | 3/16   | BIBD2/010FX   | Black  | 5         |        |   |
|   |                              | 12   | Double-Sided Entry           | 8.24  | 1.56                      | 1.38          | 3/16   | BIBD2/012FX   | Black  | 5         |        |   |
|   |                              | 14   | Double-Sided Entry           | 9.58  | 1.56                      | 1.38          | 3/16   | BIBD2/014FX   | Black  | 5         |        |   |
|   |                              | 4  | Mountable Single-Sided Entry | 4.20  | 1.25                      | 1.50          | 3/16   | BIBS2/04FXMT  | Black  | 6         |        |   |
|   |                              | 6  | Mountable Single-Sided Entry | 5.55  | 1.56                      | 1.50          | 3/16   | BIBS2/06FXMT  | Black  | 6         |        |   |
|   |                              | 8  | Mountable Single-Sided Entry | 6.89  | 1.56                      | 1.50          | 3/16   | BIBS2/08FXMT  | Black  | 6         |        |   |
|   |                              | 10   | Mountable Single-Sided Entry | 8.24  | 1.56                      | 1.50          | 3/16   | BIBS2/010FXMT | Black  | 6         |        |   |
|   |                              | 12   | Mountable Single-Sided Entry | 9.58  | 1.56                      | 1.50          | 3/16   | BIBS2/012FXMT | Black  | 6         |        |   |
|   |                              | 4  | Mountable Double-Sided Entry | 4.20  | 1.56                      | 1.50          | 3/16   | BIBD2/04FXMT  | Black  | 7         |        |   |
|   |                              | 8  | Mountable Double-Sided Entry | 6.89  | 1.56                      | 1.50          | 3/16   | BIBD2/08FXMT  | Black  | 7         |        |   |
|   |                              | 10   | Mountable Double-Sided Entry | 8.24  | 1.56                      | 1.50          | 3/16   | BIBD2/010FXMT | Black  | 7         |        |   |
|   |                              | 12   | Mountable Double-Sided Entry | 9.58  | 1.56                      | 1.50          | 3/16   | BIBD2/012FXMT | Black  | 7         |        |   |
|   |                              | #10 - 250 Class B & C<br>#10 - 3/0 Class G,H,I,K,DLO | 255A                         | 2     | Tap - Opposite Side Entry | 2.03          | 2.64   | 2.13          | 5/16   | BITO250FX | Yellow | 2 |
|   |                              |  |                              | 2     | Tap - Same Side Entry     | 2.03          | 2.07   | 2.13          | 5/16   | BIT250FX  | Yellow | 3 |
| 2   | In-Line Splice Reducer       |  |                              | 4.01  | 1.19                      | 2.10          | 5/16   | BISR250FX     | Yellow | 1         |        |   |
| 3   | Single-Sided Entry           |  |                              | 2.97  | 2.07                      | 2.13          | 5/16   | BIBS2503FX    | Yellow | 4         |        |   |
| 4   | Single-Sided Entry           |  |                              | 3.91  | 2.07                      | 2.13          | 5/16   | BIBS2504FX    | Yellow | 4         |        |   |
| 5   | Single-Sided Entry           |  |                              | 4.84  | 2.07                      | 2.13          | 5/16   | BIBS2505FX    | Yellow | 4         |        |   |
| 6   | Single-Sided Entry           |  |                              | 5.78  | 2.07                      | 2.13          | 5/16   | BIBS2506FX    | Yellow | 4         |        |   |
| 8   | Single-Sided Entry           |  |                              | 7.66  | 2.07                      | 2.13          | 5/16   | BIBS2508FX    | Yellow | 4         |        |   |
| 10  | Single-Sided Entry           |  |                              | 9.53  | 2.07                      | 2.13          | 5/16   | BIBS25010FX   | Yellow | 4         |        |   |
| 12  | Single-Sided Entry           |  |                              | 11.41 | 2.07                      | 2.13          | 5/16   | BIBS25012FX   | Yellow | 4         |        |   |
| 14  | Single-Sided Entry           |  |                              | 13.29 | 2.07                      | 2.13          | 5/16   | BIBS25014FX   | Yellow | 4         |        |   |
| 2   | Double-Sided Entry           |  |                              | 2.03  | 2.64                      | 2.13          | 5/16   | BIBD2502FX    | Yellow | 5         |        |   |
| 3   | Double-Sided Entry           |  |                              | 2.97  | 2.64                      | 2.13          | 5/16   | BIBD2503FX    | Yellow | 5         |        |   |
| 4   | Double-Sided Entry           |  |                              | 3.91  | 2.64                      | 2.13          | 5/16   | BIBD2504FX    | Yellow | 5         |        |   |
| 5   | Double-Sided Entry           |  |                              | 4.84  | 2.64                      | 2.13          | 5/16   | BIBD2505FX    | Yellow | 5         |        |   |
| 6   | Double-Sided Entry           |  |                              | 5.78  | 2.64                      | 2.13          | 5/16   | BIBD2506FX    | Yellow | 5         |        |   |
| 8   | Double-Sided Entry           |  |                              | 7.66  | 2.64                      | 2.13          | 5/16   | BIBD2508FX    | Yellow | 5         |        |   |
| 10  | Double-Sided Entry           |  |                              | 9.53  | 2.64                      | 2.13          | 5/16   | BIBD25010FX   | Yellow | 5         |        |   |
| 12  | Double-Sided Entry           |  |                              | 11.41 | 2.64                      | 2.13          | 5/16   | BIBD25012FX   | Yellow | 5         |        |   |
| 14  | Double-Sided Entry           |  |                              | 13.29 | 2.64                      | 2.13          | 5/16   | BIBD25014FX   | Yellow | 5         |        |   |
| 4   | Mountable Single-Sided Entry |  |                              | 5.78  | 1.95                      | 2.63          | 5/16   | BIBS2504FXMT  | Yellow | 6         |        |   |
| 6   | Mountable Single-Sided Entry |  |                              | 7.65  | 1.95                      | 2.63          | 5/16   | BIBS2506FXMT  | Yellow | 6         |        |   |
| 8   | Mountable Single-Sided Entry |  |                              | 9.53  | 1.95                      | 2.63          | 5/16   | BIBS2508FXMT  | Yellow | 6         |        |   |
| 10  | Mountable Single-Sided Entry |  |                              | 11.41 | 1.95                      | 2.63          | 5/16   | BIBS25010FXMT | Yellow | 6         |        |   |
| 12  | Mountable Single-Sided Entry |  |                              | 13.29 | 1.95                      | 2.63          | 5/16   | BIBS25012FXMT | Yellow | 6         |        |   |
| 4   | Mountable Double-Sided Entry |  |                              | 5.78  | 2.64                      | 2.63          | 5/16   | BIBD2504FXMT  | Yellow | 7         |        |   |
| 6   | Mountable Double-Sided Entry |  |                              | 7.65  | 2.64                      | 2.63          | 5/16   | BIBD2506FXMT  | Yellow | 7         |        |   |
| 8   | Mountable Double-Sided Entry |  |                              | 9.53  | 2.64                      | 2.63          | 5/16   | BIBD2508FXMT  | Yellow | 7         |        |   |
| 10  | Mountable Double-Sided Entry | 11.41  | 2.64                         | 2.63  | 5/16                      | BIBD25010FXMT | Yellow | 7             |        |           |        |   |
| 12  | Mountable Double-Sided Entry | 13.29  | 2.64                         | 2.63  | 5/16                      | BIBD25012FXMT | Yellow | 7             |        |           |        |   |



# UNITAP™ Clear Flex



| Wire Range (AWG/kcmil)                               | Amp Rating                   | # of Ports | Configuration                | Length | Width | Height        | Hex Key | Catalog #     | Cap Color | Fig. |
|--|------------------------------|------------|------------------------------|--------|-------|---------------|---------|---------------|-----------|------|
| #10 - 350 Class B & C<br>#10 - 250 Class G,H,I,K,DLO | 310 A                        | 2          | Tap - Opposite Side Entry    | 2.22   | 3.00  | 2.50          | 5/16    | BIT0350FX     | Red       | 2    |
|  |                              | 2          | Tap - Same Side Entry        | 2.22   | 2.32  | 2.50          | 5/16    | BIT350FX      | Red       | 3    |
|  |                              | 2          | In-Line Splice Reducer       | 4.63   | 1.34  | 2.35          | 5/16    | BISR350FX     | Red       | 1    |
|  |                              | 3          | Single-Sided Entry           | 3.13   | 2.32  | 2.50          | 5/16    | BIBS3503FX    | Red       | 4    |
|  |                              | 4          | Single-Sided Entry           | 4.04   | 2.32  | 2.50          | 5/16    | BIBS3504FX    | Red       | 4    |
|  |                              | 5          | Single-Sided Entry           | 4.95   | 2.32  | 2.50          | 5/16    | BIBS3505FX    | Red       | 4    |
|  |                              | 6          | Single-Sided Entry           | 5.86   | 2.32  | 2.50          | 5/16    | BIBS3506FX    | Red       | 4    |
|  |                              | 8          | Single-Sided Entry           | 7.68   | 2.32  | 2.50          | 5/16    | BIBS3508FX    | Red       | 4    |
|  |                              | 10         | Single-Sided Entry           | 9.50   | 2.32  | 2.50          | 5/16    | BIBS35010FX   | Red       | 4    |
|  |                              | 12         | Single-Sided Entry           | 11.32  | 2.32  | 2.50          | 5/16    | BIBS35012FX   | Red       | 4    |
|  |                              | 14         | Single-Sided Entry           | 13.14  | 2.32  | 2.50          | 5/16    | BIBS35014FX   | Red       | 4    |
|  |                              | 2          | Double-Sided Entry           | 3.13   | 3.00  | 2.50          | 5/16    | BIBD3502FX    | Red       | 5    |
|  |                              | 3          | Double-Sided Entry           | 4.04   | 3.00  | 2.50          | 5/16    | BIBD3503FX    | Red       | 5    |
|  |                              | 4          | Double-Sided Entry           | 4.95   | 3.00  | 2.50          | 5/16    | BIBD3504FX    | Red       | 5    |
|  |                              | 5          | Double-Sided Entry           | 5.86   | 3.00  | 2.50          | 5/16    | BIBD3505FX    | Red       | 5    |
|  |                              | 6          | Double-Sided Entry           | 7.68   | 3.00  | 2.50          | 5/16    | BIBD3506FX    | Red       | 5    |
|  |                              | 8          | Double-Sided Entry           | 9.50   | 3.00  | 2.50          | 5/16    | BIBD3508FX    | Red       | 5    |
|  |                              | 10         | Double-Sided Entry           | 11.32  | 3.00  | 2.50          | 5/16    | BIBD35010FX   | Red       | 5    |
|  |                              | 12         | Double-Sided Entry           | 13.14  | 3.00  | 2.50          | 5/16    | BIBD35012FX   | Red       | 5    |
|  |                              | 4          | Mountable Single-Sided Entry | 5.86   | 2.32  | 2.63          | 5/16    | BIBD3504FXMT  | Red       | 6    |
|  |                              | 6          | Mountable Single-Sided Entry | 7.68   | 2.32  | 2.63          | 5/16    | BIBS3506FXMT  | Red       | 6    |
|  |                              | 8          | Mountable Single-Sided Entry | 9.50   | 2.32  | 2.63          | 5/16    | BIBS3508FXMT  | Red       | 6    |
|  |                              | 10         | Mountable Single-Sided Entry | 11.32  | 2.32  | 2.63          | 5/16    | BIBS35010FXMT | Red       | 6    |
|  |                              | 12         | Mountable Single-Sided Entry | 13.14  | 2.32  | 2.63          | 5/16    | BIBS35012FXMT | Red       | 6    |
|  |                              | 4          | Mountable Double-Sided Entry | 5.86   | 3.00  | 2.63          | 5/16    | BIBD3504FXMT  | Red       | 7    |
|  |                              | 6          | Mountable Double-Sided Entry | 7.68   | 3.00  | 2.63          | 5/16    | BIBD3506FXMT  | Red       | 7    |
|  |                              | 8          | Mountable Double-Sided Entry | 9.50   | 3.00  | 2.63          | 5/16    | BIBD3508FXMT  | Red       | 7    |
|  |                              | 10         | Mountable Double-Sided Entry | 11.32  | 3.00  | 2.63          | 5/16    | BIBD35010FXMT | Red       | 7    |
| 12   | Mountable Double-Sided Entry | 13.14      | 3.00                         | 2.63   | 5/16  | BIBD35012FXMT | Red     | 7             |           |      |
| #6 - 500 Class B & C<br>#6 - 373 Class G,H,I,K,DLO   | 380 A                        | 2          | In-Line Splice Reducer       | 5.00   | 1.62  | 2.62          | 3/8     | BISR500FX     | Brown     | 1    |
| #14 - 2/0 Class B & C<br>#14 - #1 Class G,H,I,K,DLO  | 175 A                        | 2          | Tap - Opposite Side Entry    | 2.72   | 3.00  | 2.75          | 3/8     | BIT0600FX     | Green     | 2    |
|  |                              | 2          | Tap - Same Side Entry        | 2.72   | 2.38  | 2.75          | 3/8     | BIT600FX      | Green     | 3    |

|  |                              |       |                              |       |      |               |       |              |       |   |
|--|------------------------------|-------|------------------------------|-------|------|---------------|-------|--------------|-------|---|
| #4 - 600 Class B & C<br>#4 - 373 Class G,H,I,K,DLO | 420 A                        | 3     | Single-Sided Entry           | 4.00  | 2.38 | 2.75          | 3/8   | BIBS6003FX   | Green | 4 |
|  |                              | 4     | Single-Sided Entry           | 5.28  | 2.38 | 2.75          | 3/8   | BIBS6004FX   | Green | 4 |
|  |                              | 5     | Single-Sided Entry           | 6.56  | 2.38 | 2.75          | 3/8   | BIBS6005FX   | Green | 4 |
|  |                              | 6     | Single-Sided Entry           | 7.84  | 2.38 | 2.75          | 3/8   | BIBS6006FX   | Green | 4 |
|  |                              | 8     | Single-Sided Entry           | 10.41 | 2.38 | 2.75          | 3/8   | BIBS6008FX   | Green | 4 |
|  |                              | 10    | Single-Sided Entry           | 12.97 | 2.38 | 2.75          | 3/8   | BIBS60010FX  | Green | 4 |
|  |                              | 12    | Single-Sided Entry           | 15.53 | 2.38 | 2.75          | 3/8   | BIBS60012FX  | Green | 4 |
|  |                              | 14    | Single-Sided Entry           | 18.09 | 2.38 | 2.75          | 3/8   | BIBS60014FX  | Green | 4 |
|  |                              | 2     | Double-Sided Entry           | 2.72  | 3.00 | 2.75          | 3/8   | BIBD6002FX   | Green | 5 |
|  |                              | 3     | Double-Sided Entry           | 4.00  | 3.00 | 2.75          | 3/8   | BIBD6003FX   | Green | 5 |
|  |                              | 4     | Double-Sided Entry           | 5.28  | 3.00 | 2.75          | 3/8   | BIBD6004FX   | Green | 5 |
|  |                              | 5     | Double-Sided Entry           | 6.56  | 3.00 | 2.75          | 3/8   | BIBD6005FX   | Green | 5 |
|  |                              | 6     | Double-Sided Entry           | 7.84  | 3.00 | 2.75          | 3/8   | BIBD6006FX   | Green | 5 |
|  |                              | 8     | Double-Sided Entry           | 10.41 | 3.00 | 2.75          | 3/8   | BIBD6008FX   | Green | 5 |
|  |                              | 10    | Double-Sided Entry           | 12.97 | 3.00 | 2.75          | 3/8   | BIBD60010FX  | Green | 5 |
|  |                              | 12    | Double-Sided Entry           | 15.53 | 3.00 | 2.75          | 3/8   | BIBD60012FX  | Green | 5 |
|  |                              | 14    | Double-Sided Entry           | 18.09 | 3.00 | 2.75          | 3/8   | BIBD60014FX  | Green | 5 |
|  |                              | 4     | Mountable Single-Sided Entry | 5.53  | 2.25 | 2.88          | 3/8   | BIBS6004FXMT | Green | 6 |
|  |                              | 6     | Mountable Single-Sided Entry | 7.40  | 2.25 | 2.88          | 3/8   | BIBS6006FXMT | Green | 6 |
|  |                              | 8     | Mountable Single-Sided Entry | 9.28  | 2.25 | 2.88          | 3/8   | BIBS6008FXMT | Green | 6 |
| 12   | Mountable Single-Sided Entry | 13.03 | 2.25                         | 2.88  | 3/8  | BIBS60012FXMT | Green | 6            |       |   |
| 4  | Mountable Double-Sided Entry | 5.53  | 3.00                         | 2.88  | 3/8  | BIBD6004FXMT  | Green | 7            |       |   |
| 6  | Mountable Double-Sided Entry | 7.40  | 3.00                         | 2.88  | 3/8  | BIBD6006FXMT  | Green | 7            |       |   |
| 8  | Mountable Double-Sided Entry | 9.28  | 3.00                         | 2.88  | 3/8  | BIBD6008FXMT  | Green | 7            |       |   |
| 10   | Mountable Double-Sided Entry | 11.16 | 3.00                         | 2.88  | 3/8  | BIBD60010FXMT | Green | 7            |       |   |
| 12   | Mountable Double-Sided Entry | 13.03 | 3.00                         | 2.88  | 3/8  | BIBD60012FXMT | Green | 7            |       |   |
| #2 - 750 Class B & C<br>#2 - 535 Class G,H,I,K,DLO | 475 A                        | 2     | Tap - Opposite Side Entry    | 2.87  | 3.38 | 3.00          | 3/8   | BIT0750FX'   | Black | 2 |
|  |                              | 2     | Tap - Same Side Entry        | 2.87  | 2.70 | 3.00          | 3/8   | BIT750FX'    | Black | 3 |
|  |                              | 3     | Single-Sided Entry           | 4.00  | 2.70 | 3.00          | 3/8   | BIBS7503FX'  | Black | 4 |
|  |                              | 4     | Single-Sided Entry           | 5.38  | 2.70 | 3.00          | 3/8   | BIBS7504FX'  | Black | 4 |
|  |                              | 6     | Single-Sided Entry           | 8.13  | 2.70 | 3.00          | 3/8   | BIBS7506FX'  | Black | 4 |
|  |                              | 8     | Single-Sided Entry           | 10.88 | 2.70 | 3.00          | 3/8   | BIBS7508FX'  | Black | 4 |
|  |                              | 10    | Single-Sided Entry           | 13.63 | 2.70 | 3.00          | 3/8   | BIBS75010FX' | Black | 4 |
|  |                              | 12    | Single-Sided Entry           | 16.38 | 2.70 | 3.00          | 3/8   | BIBS75012FX' | Black | 4 |
|  |                              | 14    | Single-Sided Entry           | 19.13 | 2.70 | 3.00          | 3/8   | BIBS75014FX' | Black | 4 |
|  |                              | 2     | Double-Sided Entry           | 2.87  | 3.38 | 3.00          | 3/8   | BIBD7502FX'  | Black | 5 |
|  |                              | 3     | Double-Sided Entry           | 4.25  | 3.38 | 3.00          | 3/8   | BIBD7503FX'  | Black | 5 |
|  |                              | 4     | Double-Sided Entry           | 5.63  | 3.38 | 3.00          | 3/8   | BIBD7504FX'  | Black | 5 |
|  |                              | 6     | Double-Sided Entry           | 8.37  | 3.38 | 3.00          | 3/8   | BIBD7506FX'  | Black | 5 |
|  |                              | 8     | Double-Sided Entry           | 11.13 | 3.38 | 3.00          | 3/8   | BIBD7508FX'  | Black | 5 |
|  |                              | 10    | Double-Sided Entry           | 13.87 | 3.38 | 3.00          | 3/8   | BIBD75010FX' | Black | 5 |
|  |                              | 12    | Double-Sided Entry           | 16.63 | 3.38 | 3.00          | 3/8   | BIBD75012FX' | Black | 5 |
| 14   | Double-Sided Entry           | 19.37 | 3.38                         | 3.00  | 3/8  | BIBD75014FX'  | Black | 5            |       |   |
| Not UL Listed                                      |                              |       |                              |       |      |               |       |              |       |   |

# UNITAP™ Black & Clear

Fig. 1



Fig. 2



Fig. 3



Fig. 4



Fig. 5



Fig. 6



Fig. 7



| Wire Range (AWG/kcmil) | Amp Rating         | # of Ports | Configuration             | Length | Width | Height | Hex Key | Black Catalog # | Clear Catalog # | Fig. |
|------------------------|--------------------|------------|---------------------------|--------|-------|--------|---------|-----------------|-----------------|------|
| #14 - #4               | 85 A               | 2          | Tap - Opposite Side Entry | 1.08   | 1.50  | 1.25   | 1/8     | 1PL042          | BIT04           | 2    |
|                        |                    | 2          | Tap - Same Side Entry     | 1.08   | 1.16  | 1.25   | 1/8     | 1PL42           | BIT4            | 3    |
|                        |                    | 3          | Single-Sided Entry        | 1.51   | 1.16  | 1.25   | 1/8     | 1PL43           | BIBS43          | 4    |
|                        |                    | 4          | Single-Sided Entry        | 1.95   | 1.16  | 1.25   | 1/8     | 1PL44           | BIBS44          | 4    |
|                        |                    | 5          | Single-Sided Entry        | 2.39   | 1.16  | 1.25   | 1/8     | 1PL45           | BIBS45          | 4    |
|                        |                    | 6          | Single-Sided Entry        | 2.83   | 1.16  | 1.25   | 1/8     | 1PL46           | BIBS46          | 4    |
|                        |                    | 8          | Single-Sided Entry        | 3.71   | 1.16  | 1.25   | 1/8     | 1PL48           | BIBS48          | 4    |
|                        |                    | 2          | Double-Sided Entry        | 1.08   | 1.50  | 1.25   | 1/8     | 1PLD42          | BIBD42          | 5    |
|                        |                    | 3          | Double-Sided Entry        | 1.51   | 1.50  | 1.25   | 1/8     | 1PLD43          | BIBD43          | 5    |
|                        |                    | 4          | Double-Sided Entry        | 1.95   | 1.50  | 1.25   | 1/8     | 1PLD44          | BIBD44          | 5    |
|                        |                    | 5          | Double-Sided Entry        | 2.39   | 1.50  | 1.25   | 1/8     | 1PLD45          | BIBD45          | 5    |
|                        |                    | 6          | Double-Sided Entry        | 2.83   | 1.50  | 1.25   | 1/8     | 1PLD46          | BIBD46          | 5    |
| 8                      | Double-Sided Entry | 3.71       | 1.50                      | 1.25   | 1/8   | 1PLD48 | BIBD48  | 5               |                 |      |
| #14 - #2               | 115 A              | 2          | In-Line Splice Reducer    | 2.38   | 0.75  | 1.22   | 5/32    | 1PBS2           | BISR2           | 1    |
| #14 - 1/0              | 150 A              | 2          | In-Line Splice Reducer    | 2.91   | 0.75  | 1.22   | 5/32    | 1PBS1/0         | BISR1/0         | 1    |
| #14 - 2/0              | 175 A              | 2          | Tap - Opposite Side Entry | 1.52   | 1.56  | 1.38   | 3/16    | 1PL02/02        | BIT02/0         | 2    |
|                        |                    | 2          | Tap - Same Side Entry     | 1.52   | 1.40  | 1.38   | 3/16    | 1PL2/02         | BIT2/0          | 3    |
|                        |                    | 3          | Single-Sided Entry        | 2.19   | 1.31  | 1.38   | 3/16    | 1PL2/03         | BIBS2/03        | 4    |
|                        |                    | 4          | Single-Sided Entry        | 2.86   | 1.31  | 1.38   | 3/16    | 1PL2/04         | BIBS2/04        | 4    |
|                        |                    | 5          | Single-Sided Entry        | 3.53   | 1.31  | 1.38   | 3/16    | 1PL2/05         | BIBS2/05        | 4    |
|                        |                    | 6          | Single-Sided Entry        | 4.20   | 1.31  | 1.38   | 3/16    | 1PL2/06         | BIBS2/06        | 4    |
|                        |                    | 8          | Single-Sided Entry        | 5.55   | 1.31  | 1.38   | 3/16    | 1PL2/08         | BIBS2/08        | 4    |
|                        |                    | 10         | Single-Sided Entry        | 6.89   | 1.31  | 1.38   | 3/16    | 1PL2/010        | BIBS2/010       | 4    |
|                        |                    | 12         | Single-Sided Entry        | 8.24   | 1.31  | 1.38   | 3/16    | 1PL2/012        | BIBS2/012       | 4    |
|                        |                    | 14         | Single-Sided Entry        | 9.58   | 1.31  | 1.38   | 3/16    | 1PL2/014        | BIBS2/014       | 4    |
|                        |                    | 2          | Double-Sided Entry        | 1.52   | 1.56  | 1.38   | 3/16    | 1PLD2/02        | BIBD2/02        | 5    |
|                        |                    | 3          | Double-Sided Entry        | 2.19   | 1.56  | 1.38   | 3/16    | 1PLD2/03        | BIBD2/03        | 5    |
|                        |                    | 4          | Double-Sided Entry        | 2.86   | 1.56  | 1.38   | 3/16    | 1PLD2/04        | BIBD2/04        | 5    |
|                        |                    | 5          | Double-Sided Entry        | 3.53   | 1.56  | 1.38   | 3/16    | 1PLD2/05        | BIBD2/05        | 5    |
|                        |                    | 6          | Double-Sided Entry        | 4.20   | 1.56  | 1.38   | 3/16    | 1PLD2/06        | BIBD2/06        | 5    |
|                        |                    | 8          | Double-Sided Entry        | 5.55   | 1.56  | 1.38   | 3/16    | 1PLD2/08        | BIBD2/08        | 5    |
|                        |                    | 10         | Double-Sided Entry        | 6.89   | 1.56  | 1.38   | 3/16    | 1PLD2/010       | BIBD2/010       | 5    |
|                        |                    | 12         | Double-Sided Entry        | 8.24   | 1.56  | 1.38   | 3/16    | 1PLD2/012       | BIBD2/012       | 5    |



|           |                              |           |                              |       |                           |      |      |            |             |          |
|-----------|------------------------------|-----------|------------------------------|-------|---------------------------|------|------|------------|-------------|----------|
| #14 - 2/0 | 175 A                        | 14        | Double-Sided Entry           | 9.58  | 1.56                      | 1.38 | 3/16 | 1PLD2/014  | BIBD2/014   | 5        |
|           |                              | 4         | Mountable Single-Sided Entry | 4.20  | 1.25                      | 1.50 | 3/16 | 1PLM2/04   | BIBS2/04MT  | 6        |
|           |                              | 6         | Mountable Single-Sided Entry | 5.55  | 1.25                      | 1.50 | 3/16 | 1PLM2/06   | BIBS2/06MT  | 6        |
|           |                              | 8         | Mountable Single-Sided Entry | 6.89  | 1.25                      | 1.50 | 3/16 | 1PLM2/08   | BIBS2/08MT  | 6        |
|           |                              | 10        | Mountable Single-Sided Entry | 8.24  | 1.25                      | 1.50 | 3/16 | 1PLM2/010  | BIBS2/010MT | 6        |
|           |                              | 12        | Mountable Single-Sided Entry | 9.58  | 1.25                      | 1.50 | 3/16 | 1PLM2/012  | BIBS2/012MT | 6        |
|           |                              | 4         | Mountable Double-Sided Entry | 4.20  | 1.56                      | 1.50 | 3/16 | 1PLMD2/04  | BIBD2/04MT  | 7        |
|           |                              | 6         | Mountable Double-Sided Entry | 5.55  | 1.56                      | 1.50 | 3/16 | 1PLMD2/06  | BIBD2/06MT  | 7        |
|           |                              | 8         | Mountable Double-Sided Entry | 6.89  | 1.56                      | 1.50 | 3/16 | 1PLMD2/08  | BIBD2/08MT  | 7        |
|           |                              | 10        | Mountable Double-Sided Entry | 8.24  | 1.56                      | 1.50 | 3/16 | 1PLMD2/010 | BIBD2/010MT | 7        |
|           |                              | 12        | Mountable Double-Sided Entry | 9.58  | 1.56                      | 1.50 | 3/16 | 1PLMD2/012 | BIBD2/012MT | 7        |
|           |                              | #10 - 250 | 255 A                        | 2     | Tap - Opposite Side Entry | 2.03 | 2.64 | 2.13       | 5/16        | 1PL02502 |
| 2         | Tap - Same Side Entry        |           |                              | 2.03  | 2.07                      | 2.13 | 5/16 | 1PL2502    | BIT250      | 3        |
| 2         | In-Line Splice Reducer       |           |                              | 4.01  | 1.19                      | 2.10 | 5/16 | 1PBS250    | BISR250     | 1        |
| 3         | Single-Sided Entry           |           |                              | 2.97  | 2.07                      | 2.13 | 5/16 | 1PL2503    | BIBS2503    | 4        |
| 4         | Single-Sided Entry           |           |                              | 3.91  | 2.07                      | 2.13 | 5/16 | 1PL2504    | BIBS2504    | 4        |
| 5         | Single-Sided Entry           |           |                              | 4.84  | 2.07                      | 2.13 | 5/16 | 1PL2505    | BIBS2505    | 4        |
| 6         | Single-Sided Entry           |           |                              | 5.78  | 2.07                      | 2.13 | 5/16 | 1PL2506    | BIBS2506    | 4        |
| 8         | Single-Sided Entry           |           |                              | 7.66  | 2.07                      | 2.13 | 5/16 | 1PL2508    | BIBS2508    | 4        |
| 10        | Single-Sided Entry           |           |                              | 9.53  | 2.07                      | 2.13 | 5/16 | -          | BIBS25010   | 4        |
| 12        | Single-Sided Entry           |           |                              | 11.41 | 2.07                      | 2.13 | 5/16 | -          | BIBS25012   | 4        |
| 14        | Single-Sided Entry           |           |                              | 13.29 | 2.07                      | 2.13 | 5/16 | -          | BIBS25014   | 4        |
| 2         | Double-Sided Entry           |           |                              | 2.03  | 2.64                      | 2.13 | 5/16 | 1PLD2502   | BIBD2502    | 5        |
| 3         | Double-Sided Entry           |           |                              | 2.97  | 2.64                      | 2.13 | 5/16 | 1PLD2503   | BIBD2503    | 5        |
| 4         | Double-Sided Entry           |           |                              | 3.91  | 2.64                      | 2.13 | 5/16 | 1PLD2504   | BIBD2504    | 5        |
| 5         | Double-Sided Entry           |           |                              | 4.84  | 2.64                      | 2.13 | 5/16 | 1PLD2505   | BIBD2505    | 5        |
| 6         | Double-Sided Entry           |           |                              | 5.78  | 2.64                      | 2.13 | 5/16 | 1PLD2506   | BIBD2506    | 5        |
| 8         | Double-Sided Entry           |           |                              | 7.66  | 2.64                      | 2.13 | 5/16 | 1PLD2508   | BIBD2508    | 5        |
| 10        | Double-Sided Entry           |           |                              | 9.53  | 2.64                      | 2.13 | 5/16 | 1PLD25010  | BIBD25010   | 5        |
| 12        | Double-Sided Entry           |           |                              | 11.41 | 2.64                      | 2.13 | 5/16 | 1PLD25012  | BIBD25012   | 5        |
| 14        | Double-Sided Entry           |           |                              | 13.29 | 2.64                      | 2.13 | 5/16 | -          | BIBD25014   | 5        |
| 4         | Mountable Single-Sided Entry |           |                              | 5.78  | 1.95                      | 2.63 | 5/16 | 1PLM2504   | BIBS2504MT  | 6        |
| 6         | Mountable Single-Sided Entry |           |                              | 7.65  | 2.63                      | 2.63 | 5/16 | 1PLM2506   | BIBS2506MT  | 6        |
| 8         | Mountable Single-Sided Entry |           |                              | 9.53  | 2.63                      | 2.63 | 5/16 | 1PLM2508   | BIBS2508MT  | 6        |
| 10        | Mountable Single-Sided Entry |           |                              | 11.41 | 2.63                      | 2.63 | 5/16 | 1PLM25010  | BIBS25010MT | 6        |
| 12        | Mountable Single-Sided Entry |           |                              | 13.29 | 2.63                      | 2.63 | 5/16 | 1PLM25012  | BIBS25012MT | 6        |
| 4         | Mountable Double-Sided Entry |           |                              | 5.78  | 2.64                      | 2.63 | 5/16 | 1PLMD2504  | BIBD2504MT  | 7        |
| 6         | Mountable Double-Sided Entry |           |                              | 7.65  | 2.64                      | 2.63 | 5/16 | 1PLMD2506  | BIBD2506MT  | 7        |
| 8         | Mountable Double-Sided Entry |           |                              | 9.53  | 2.64                      | 2.63 | 5/16 | 1PLMD2508  | BIBD2508MT  | 7        |
| 10        | Mountable Double-Sided Entry |           |                              | 11.41 | 2.64                      | 2.63 | 5/16 | 1PLMD25010 | BIBD25010MT | 7        |
| 12        | Mountable Double-Sided Entry |           |                              | 13.29 | 2.64                      | 2.63 | 5/16 | 1PLMD25012 | BIBD25012MT | 7        |

# UNITAP™ Black & Clear

Fig. 1



Fig. 2



Fig. 3



Fig. 4



Fig. 5



Fig. 6



Fig. 7



| Wire Range (AWG/kcmil) | Amp Rating         | # of Ports | Configuration                | Length | Width                     | Height | Hex Key | Black Catalog # | Clear Catalog # | Fig.     |         |   |
|------------------------|--------------------|------------|------------------------------|--------|---------------------------|--------|---------|-----------------|-----------------|----------|---------|---|
| #10 - 350              | 310 A              | 2          | Tap - Opposite Side Entry    | 2.22   | 3.00                      | 2.50   | 5/16    | 1PL03502        | BIT0350         | 2        |         |   |
|                        |                    | 2          | Tap - Same Side Entry        | 2.22   | 2.32                      | 2.50   | 5/16    | 1PL3502         | BIT350          | 3        |         |   |
|                        |                    | 2          | In-Line Splice Reducer       | 4.63   | 1.34                      | 2.35   | 5/16    | 1PBS350         | BISR350         | 1        |         |   |
|                        |                    | 3          | Single-Sided Entry           | 3.13   | 2.32                      | 2.50   | 5/16    | 1PL3503         | BIBS3503        | 4        |         |   |
|                        |                    | 4          | Single-Sided Entry           | 4.04   | 2.32                      | 2.50   | 5/16    | 1PL3504         | BIBS3504        | 4        |         |   |
|                        |                    | 5          | Single-Sided Entry           | 4.95   | 2.32                      | 2.50   | 5/16    | 1PL3505         | BIBS3505        | 4        |         |   |
|                        |                    | 6          | Single-Sided Entry           | 5.86   | 2.32                      | 2.50   | 5/16    | 1PL3506         | BIBS3506        | 4        |         |   |
|                        |                    | 8          | Single-Sided Entry           | 7.68   | 2.32                      | 2.50   | 5/16    | 1PL3508         | BIBS3508        | 4        |         |   |
|                        |                    | 10         | Single-Sided Entry           | 9.50   | 2.32                      | 2.50   | 5/16    | -               | BIBS35010       | 4        |         |   |
|                        |                    | 12         | Single-Sided Entry           | 11.32  | 2.32                      | 2.50   | 5/16    | -               | BIBS35012       | 4        |         |   |
|                        |                    | 14         | Single-Sided Entry           | 13.14  | 2.32                      | 2.50   | 5/16    | -               | BIBS35014       | 4        |         |   |
|                        |                    | 2          | Double-Sided Entry           | 3.13   | 3.00                      | 2.50   | 5/16    | 1PLD3502        | BIBD3502        | 5        |         |   |
|                        |                    | 3          | Double-Sided Entry           | 4.04   | 3.00                      | 2.50   | 5/16    | 1PLD3503        | BIBD3503        | 5        |         |   |
|                        |                    | 4          | Double-Sided Entry           | 4.95   | 3.00                      | 2.50   | 5/16    | 1PLD3504        | BIBD3504        | 5        |         |   |
|                        |                    | 5          | Double-Sided Entry           | 5.86   | 3.00                      | 2.50   | 5/16    | 1PLD3505        | BIBD3505        | 5        |         |   |
|                        |                    | 6          | Double-Sided Entry           | 7.68   | 3.00                      | 2.50   | 5/16    | 1PLD3506        | BIBD3506        | 5        |         |   |
|                        |                    | 8          | Double-Sided Entry           | 9.50   | 3.00                      | 2.50   | 5/16    | 1PLD3508        | BIBD3508        | 5        |         |   |
|                        |                    | 10         | Double-Sided Entry           | 11.32  | 3.00                      | 2.50   | 5/16    | 1PLD35010       | BIBD35010       | 5        |         |   |
|                        |                    | 12         | Double-Sided Entry           | 13.14  | 3.00                      | 2.50   | 5/16    | 1PLD35012       | BIBD35012       | 5        |         |   |
|                        |                    | 4          | Mountable Single-Sided Entry | 5.86   | 2.32                      | 2.63   | 5/16    | 1PLM3504        | BIBD3504MT      | 6        |         |   |
|                        |                    | 6          | Mountable Single-Sided Entry | 7.68   | 2.32                      | 2.63   | 5/16    | 1PLM3506        | BIBS3506MT      | 6        |         |   |
|                        |                    | 8          | Mountable Single-Sided Entry | 9.50   | 2.32                      | 2.63   | 5/16    | 1PLM3508        | BIBS3508MT      | 6        |         |   |
|                        |                    | 10         | Mountable Single-Sided Entry | 11.32  | 2.32                      | 2.63   | 5/16    | 1PLM35010       | BIBS35010MT     | 6        |         |   |
|                        |                    | 12         | Mountable Single-Sided Entry | 13.14  | 2.32                      | 2.63   | 5/16    | 1PLM35012       | BIBS35012MT     | 6        |         |   |
|                        |                    | 4          | Mountable Double-Sided Entry | 5.86   | 3.00                      | 2.63   | 5/16    | 1PLMD3504       | BIBD3504MT      | 7        |         |   |
|                        |                    | 6          | Mountable Double-Sided Entry | 7.68   | 3.00                      | 2.63   | 5/16    | 1PLMD3506       | BIBD3506MT      | 7        |         |   |
|                        |                    | 8          | Mountable Double-Sided Entry | 9.50   | 3.00                      | 2.63   | 5/16    | 1PLMD3508       | BIBD3508MT      | 7        |         |   |
|                        |                    | 10         | Mountable Double-Sided Entry | 11.32  | 3.00                      | 2.63   | 5/16    | 1PLMD35010      | BIBD35010MT     | 7        |         |   |
|                        |                    | 12         | Mountable Double-Sided Entry | 13.14  | 3.00                      | 2.63   | 5/16    | 1PLMD35012      | BIBD35012MT     | 7        |         |   |
|                        |                    | #6 - 500   | 380 A                        | 2      | In-Line Splice Reducer    | 5.00   | 1.62    | 2.62            | 3/8             | 1PBS500  | BISR500 | 1 |
|                        |                    | #4 - 600   | 475 A                        | 2      | Tap - Opposite Side Entry | 2.72   | 3.00    | 2.75            | 3/8             | 1PL06002 | BIT0600 | 2 |
|                        |                    |            |                              | 2      | Tap - Same Side Entry     | 2.72   | 2.38    | 2.75            | 3/8             | 1PL6002  | BIT600  | 3 |
| 3                      | Single-Sided Entry |            |                              | 4.00   | 2.38                      | 2.75   | 3/8     | 1PL6003         | BIBS6003        | 4        |         |   |

|          |                              |       |                              |       |      |                        |                        |                       |                        |   |
|----------|------------------------------|-------|------------------------------|-------|------|------------------------|------------------------|-----------------------|------------------------|---|
| #4 - 600 | 475 A                        | 4     | Single-Sided Entry           | 5.28  | 2.38 | 2.75                   | 3/8                    | 1PL6004               | BIBS6004               | 4 |
|          |                              | 5     | Single-Sided Entry           | 6.56  | 2.38 | 2.75                   | 3/8                    | 1PL6005               | BIBS6005               | 4 |
|          |                              | 6     | Single-Sided Entry           | 7.84  | 2.38 | 2.75                   | 3/8                    | 1PL6006               | BIBS6006               | 4 |
|          |                              | 8     | Single-Sided Entry           | 10.41 | 2.38 | 2.75                   | 3/8                    | 1PL6008               | BIBS6008               | 4 |
|          |                              | 10    | Single-Sided Entry           | 12.97 | 2.38 | 2.75                   | 3/8                    | 1PL60010              | BIBS60010              | 4 |
|          |                              | 12    | Single-Sided Entry           | 15.53 | 2.38 | 2.75                   | 3/8                    | -                     | BIBS60012              | 4 |
|          |                              | 14    | Single-Sided Entry           | 18.09 | 2.38 | 2.75                   | 3/8                    | -                     | BIBS60014              | 4 |
|          |                              | 2     | Double-Sided Entry           | 2.72  | 3.00 | 2.75                   | 3/8                    | 1PLD6002              | BIBD6002               | 5 |
|          |                              | 3     | Double-Sided Entry           | 4.00  | 3.00 | 2.75                   | 3/8                    | 1PLD6003              | BIBD6003               | 5 |
|          |                              | 4     | Double-Sided Entry           | 5.28  | 3.00 | 2.75                   | 3/8                    | 1PLD6004              | BIBD6004               | 5 |
|          |                              | 5     | Double-Sided Entry           | 6.56  | 3.00 | 2.75                   | 3/8                    | 1PLD6005              | BIBD6005               | 5 |
|          |                              | 6     | Double-Sided Entry           | 7.84  | 3.00 | 2.75                   | 3/8                    | 1PLD6006              | BIBD6006               | 5 |
|          |                              | 8     | Double-Sided Entry           | 10.41 | 3.00 | 2.75                   | 3/8                    | 1PLD6008              | BIBD6008               | 5 |
|          |                              | 10    | Double-Sided Entry           | 12.97 | 3.00 | 2.75                   | 3/8                    | 1PLD60010             | BIBD60010              | 5 |
|          |                              | 12    | Double-Sided Entry           | 15.53 | 3.00 | 2.75                   | 3/8                    | 1PLD60012             | BIBD60012              | 5 |
|          |                              | 14    | Double-Sided Entry           | 18.09 | 3.00 | 2.75                   | 3/8                    | -                     | BIBD60014              | 5 |
|          |                              | 4     | Mountable Single-Sided Entry | 5.53  | 2.25 | 2.88                   | 3/8                    | 1PLM6004              | BIBS6004MT             | 6 |
|          |                              | 6     | Mountable Single-Sided Entry | 7.40  | 2.25 | 2.88                   | 3/8                    | 1PLM6006              | BIBS6006MT             | 6 |
|          |                              | 8     | Mountable Single-Sided Entry | 9.28  | 2.25 | 2.88                   | 3/8                    | 1PLM6008              | BIBS6008MT             | 6 |
|          |                              | 10    | Mountable Single-Sided Entry | 11.16 | 2.25 | 2.88                   | 3/8                    | 1PLM60010             | BIBS60010MT            | 6 |
|          |                              | 12    | Mountable Single-Sided Entry | 13.03 | 2.25 | 2.88                   | 3/8                    | 1PLM60012             | BIBS60012MT            | 6 |
|          |                              | 4     | Mountable Double-Sided Entry | 5.53  | 3.00 | 2.88                   | 3/8                    | 1PLMD6004             | BIBD6004MT             | 7 |
|          |                              | 6     | Mountable Double-Sided Entry | 7.40  | 3.00 | 2.88                   | 3/8                    | 1PLMD6006             | BIBD6006MT             | 7 |
|          |                              | 8     | Mountable Double-Sided Entry | 9.28  | 3.00 | 2.88                   | 3/8                    | 1PLMD6008             | BIBD6008MT             | 7 |
| 10       | Mountable Double-Sided Entry | 11.16 | 3.00                         | 2.88  | 3/8  | 1PLMD60010             | BIBD60010MT            | 7                     |                        |   |
| 12       | Mountable Double-Sided Entry | 13.03 | 3.00                         | 2.88  | 3/8  | 1PLMD60012             | BIBD60012MT            | 7                     |                        |   |
| #2 - 750 | 475 A                        | 2     | Tap - Opposite Side Entry    | 2.87  | 3.38 | 3.00                   | 3/8                    | 1PLO7502 <sup>1</sup> | BIT0750 <sup>1</sup>   | 2 |
|          |                              | 2     | Tap - Same Side Entry        | 2.87  | 2.70 | 3.00                   | 3/8                    | 1PL7502 <sup>1</sup>  | BIT750 <sup>1</sup>    | 3 |
|          |                              | 3     | Single-Sided Entry           | 4.00  | 2.70 | 3.00                   | 3/8                    | 1PL7503 <sup>1</sup>  | BIBS7503 <sup>1</sup>  | 4 |
|          |                              | 4     | Single-Sided Entry           | 5.38  | 2.70 | 3.00                   | 3/8                    | 1PL7504 <sup>1</sup>  | BIBS7504 <sup>1</sup>  | 4 |
|          |                              | 6     | Single-Sided Entry           | 8.13  | 2.70 | 3.00                   | 3/8                    | 1PL7506 <sup>1</sup>  | BIBS7506 <sup>1</sup>  | 4 |
|          |                              | 8     | Single-Sided Entry           | 10.88 | 2.70 | 3.00                   | 3/8                    | 1PL7508 <sup>1</sup>  | BIBS7508 <sup>1</sup>  | 4 |
|          |                              | 10    | Single-Sided Entry           | 13.63 | 2.70 | 3.00                   | 3/8                    | -                     | BIBS75010 <sup>1</sup> | 4 |
|          |                              | 12    | Single-Sided Entry           | 16.38 | 2.70 | 3.00                   | 3/8                    | -                     | BIBS75012 <sup>1</sup> | 4 |
|          |                              | 14    | Single-Sided Entry           | 19.13 | 2.70 | 3.00                   | 3/8                    | -                     | BIBS75014 <sup>1</sup> | 4 |
|          |                              | 2     | Double-Sided Entry           | 2.87  | 3.38 | 3.00                   | 3/8                    | 1PLD7502 <sup>1</sup> | BIBD7502 <sup>1</sup>  | 5 |
|          |                              | 3     | Double-Sided Entry           | 4.25  | 3.38 | 3.00                   | 3/8                    | 1PLD7503 <sup>1</sup> | BIBD7503 <sup>1</sup>  | 5 |
|          |                              | 4     | Double-Sided Entry           | 5.63  | 3.38 | 3.00                   | 3/8                    | 1PLD7504 <sup>1</sup> | BIBD7504 <sup>1</sup>  | 5 |
|          |                              | 6     | Double-Sided Entry           | 8.37  | 3.38 | 3.00                   | 3/8                    | 1PLD7506 <sup>1</sup> | BIBD7506 <sup>1</sup>  | 5 |
|          |                              | 8     | Double-Sided Entry           | 11.13 | 3.38 | 3.00                   | 3/8                    | 1PLD7508 <sup>1</sup> | BIBD7508 <sup>1</sup>  | 5 |
| 10       | Double-Sided Entry           | 13.87 | 3.38                         | 3.00  | 3/8  | 1PLD75010 <sup>1</sup> | BIBD75010 <sup>1</sup> | 5                     |                        |   |
| 12       | Double-Sided Entry           | 16.63 | 3.38                         | 3.00  | 3/8  | 1PLD75012 <sup>1</sup> | BIBD75012 <sup>1</sup> | 5                     |                        |   |
| 14       | Double-Sided Entry           | 19.37 | 3.38                         | 3.00  | 3/8  | -                      | BIBD75014 <sup>1</sup> | 5                     |                        |   |

Not UL Listed





[www.burndy.com](http://www.burndy.com) | 1-800-346-4175

**Customer Service Department**

47 East Industrial Park Drive,  
Manchester, NH, 03109

**Canada**

1-800-465-7051

**Mexico**

011-52-722-265-4400

**Brazil**

011-55-11-5515-7225

**Tool Service Center**

Littleton Industrial Park  
Littleton, NH 03561  
1-800-426-8720



A proud member of the Hubbell family.

©2023 Burndy. All rights reserved.  
Hubbell and the Hubbell logo are registered trademarks  
or trademarks of Hubbell Incorporated.  
All other trademarks are the property of their respective owners.  
[www.hubbell.com/burndy](http://www.hubbell.com/burndy) | Customer Service 1-800-346-4175  
International 603-647-5299 | Canada 1-800-465-7051

LI-BURC-UNITAP-BR-EN-2023-00503