

## FEATURES & SPECIFICATIONS

**INTENDED USE** — The new Z series straight-blade louver (SBL) products offer engineers and specifiers a contemporary designed lighting fixture which provides the ideal balance of appearance, performance and efficiency. Versatile for a wide range of spaces from retail, commercial, merchandising and task applications, this new low-profile SBL series provides the perfect solutions for general and reduced-space areas.

**CONSTRUCTION** — All metal components are constructed of code-gauge cold-rolled steel and are painted with a 92% reflective enamel powder paint finish. Precision-designed blade assemblies are positively retained to the housing with safety cables for ease of cleaning and re-lamping. Conveniently located top access plate and KOs provide contractors easy wiring connections.

**Finish:** All parts are painted after fabrication with a high-gloss, white enamel finish (white standard). Five-stage iron phosphate pretreatment ensures superior paint adhesion and rust resistance. Similar to the Z strip, three additional paint finishes are available; black (MB), smoke gray (SKGY) and galvanized (GALV). For RAL finishes; consult factory

**OPTICS** — Straight-blade louvers available in 48" and 46" increments, either solid or perforated versions. Housing design is offered in solid and two different upright offerings (8% and 5%). Special upright versions are available; consult factory.

**ELECTRICAL** — Thermally protected, resetting, Class P, HPF non-PCB, UL listed. Suitable for damp locations. AWN, TFN or THHN wire used throughout, rated for required temperatures.

**INSTALLATION** — All SBL versions come fully assembly in a tab lock carton for simple, easy installation. Additionally for continuous-row application, each SBL includes our patented three-point row connector and housing clips for straighter, faster row mounting.

This product series can be surface or stem mounted.

**LISTINGS** — Listed for 25° C ambient temperature.

**WARRANTY** — 1-year limited warranty. Complete warranty terms located at [www.acuitybrands.com/CustomerResources/Terms\\_and\\_conditions.aspx](http://www.acuitybrands.com/CustomerResources/Terms_and_conditions.aspx).

Note: Specifications subject to change without notice.


Actual performance may differ as a result of end-user environment and application.

Catalog Number
Notes
Type



### Low-Profile Straight-Blade Louver

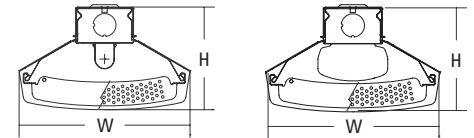
# Z-SBL



T8 or T5 Linear Lamps  
1 or 2 Lamps

#### Specifications

Length - T8:	48 (121.9) or 96 (243.8)
Length - T5:	46 (116.8) or 92 (233.7)
Width:	6-9/16 (16.7)
Depth:	3-15/16 (10)



All dimensions are inches (centimeters) unless otherwise noted.

### ORDERING INFORMATION

For shortest lead times, configure products using **bolded options**.

**Example:** Z 1 32 SBL MVOLT GEB10IS

Z	Series	Number of lamps	Lamp type	Louver	Voltage	Ballast	Options	Finish
Z	Low profile For tandem double-length unit, add prefix "T". Ex: TZ	<b>1</b>  Not included.	28T5 28W T5 (46")	<b>SBL</b> Solid-blade louver	<b>MVOLT</b> 347  <i>Others available.</i>	<b>GEB10IS</b> T8 electronic ballast, <10% THD, instant start (T8 only)	SSR MIRO® 4 specular insert GLR Internal fast-blow fuse (add X for external) <sup>1</sup>	<b>(blank)</b> White MB Black GALV Galvanized SKGY Smoke gray
			<b>32</b> 32W T8 (48")	SBLP Perforated-blade louver		GEB10RS T8 electronic ballast, 10% THD, rapid start	GMF Internal slow-blow fuse (add X for external) <sup>1</sup>	
			54T5HO 54W T5HO (46")	SBLA8 Solid-blade louver, 8% upright		GEB10PS T5 electronic ballast, <10% THD, programmed start	PLR_ Plug-in wiring; specify number of branch circuits and hot wires (A=black; B=red; C=blue; AB or AC)	
				SBLA5 Solid-blade louver, 5% upright		OS10PS OSRAM® T5 electronic ballast, <10% THD, programmed start	TILW Tandem in-line wiring EL55 Emergency battery pack (nominal 390-700 lumens); consult factory for additional battery packs <sup>1,2</sup>	
				SBLPA8 Perforated-blade louver, 8% upright			EL65 Emergency battery pack (nominal 390-700 lumens) <sup>1,2</sup>	
			SBLPA5 Perforated-blade louver, 5% upright			CSA CSA Certified NOM NOM Certified MSI Aisle motion sensor <sup>3</sup> MSI360 360° motion sensor <sup>3</sup> MSE360LBZ 360° motion sensor; for mounting within row or at end of row		

#### Accessories: Order as separate catalog number.

HC36 Hanger chain, 36"	HC36 Hanger chain, 36"	ZAC120 Aircraft cable, 120"
SQ_ Swivel-stem hanger (specify length in 2" increments)	ZACVH Aircraft cable with hook	ZACF120 Aircraft cable with feed, 120"
1B Ceiling spacer; spaces fixture 1-1/2" to 2-1/2" from ceiling <sup>3</sup>	ZAC72 Aircraft cable, 72"	ZAC144 Aircraft cable, 144"
ZSPRG Tong and T-grid hanger (for 15/16" T-grid)	ZACF72 Aircraft cable with feed, 72"	ZACF144 Aircraft cable with feed, 144"

#### Notes

- Specify voltage (available with 120/277V).
- Not available with CSA Certified.
- For unit mounting, order two per fixture. For row mounting, order one per fixture plus one per row.

# Z-SBL Straight-blade Louver Striplight

## MOUNTING DATA

For unit or row installation; surface or stem mounting.

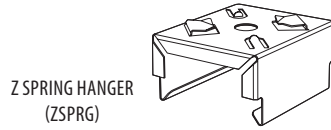
Unit installation — Minimum of two hangers required.

Row installation — One hanger per channel plus one per row required.

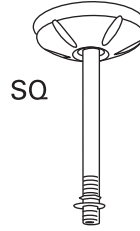
Review local codes when installing any product, as the minimum of 1 hanger per fixture may not satisfy your local building code.



1B



Z SPRING HANGER (ZSPRG)



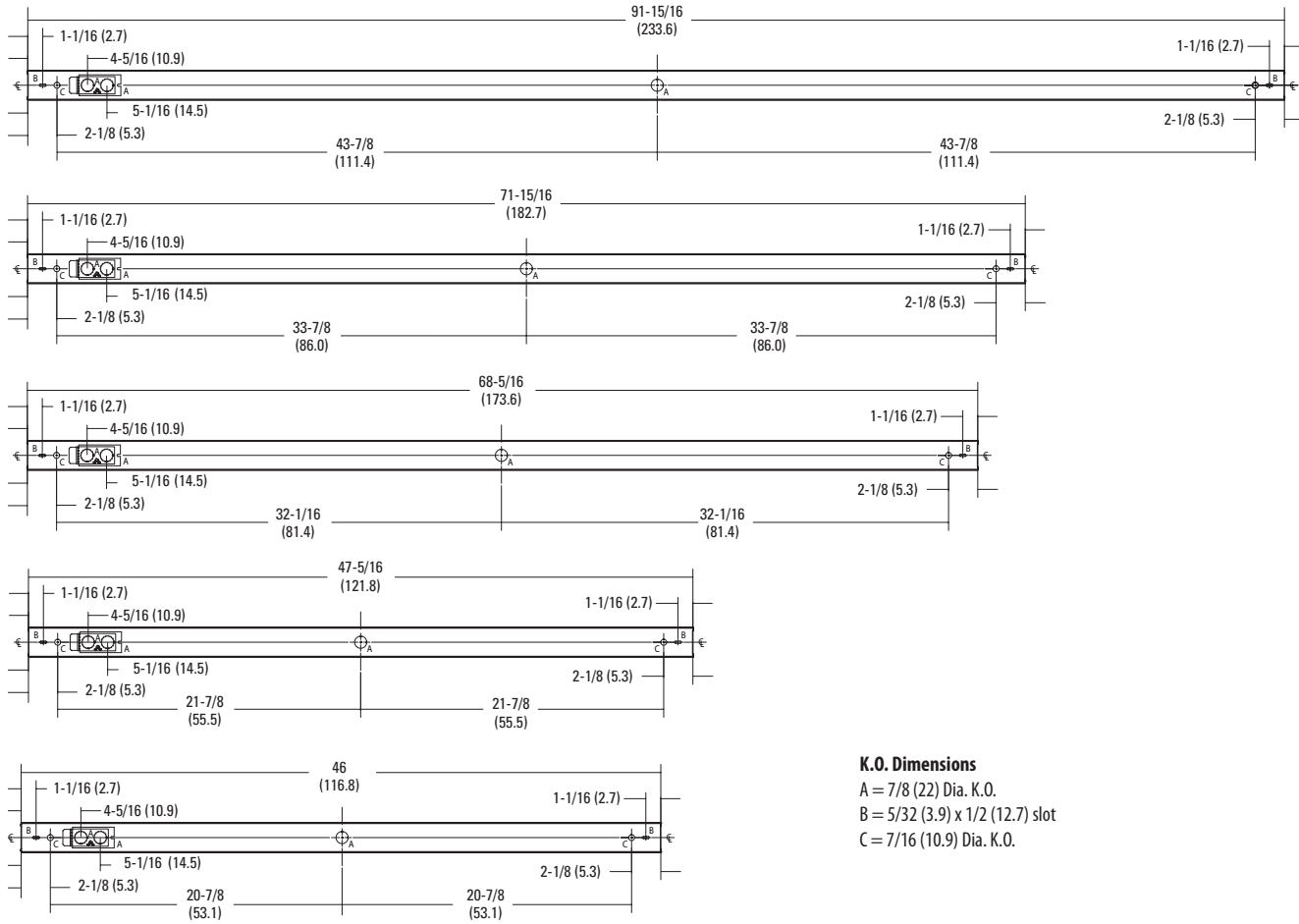
SQ

CHAIN HANGER (HC36)



## DIMENSIONS

All dimensions are inches (centimeters).

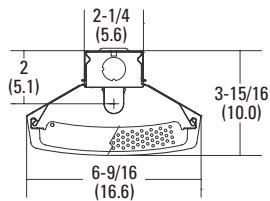


### K.O. Dimensions

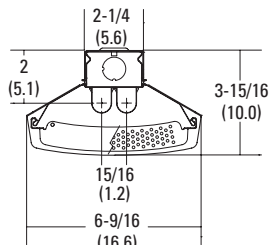
A = 7/8 (22) Dia. K.O.

B = 5/32 (3.9) x 1/2 (12.7) slot

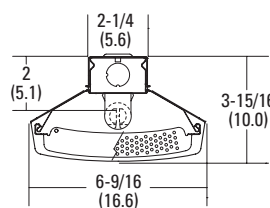
C = 7/16 (10.9) Dia. K.O.



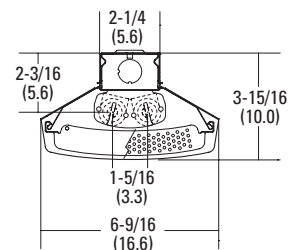
One-lamp TS



Two-lamp TS



One-lamp T8



Two-lamp T8

## PHOTOMETRICS

Consult factory.