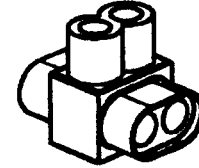




Blackburn

TWO WAYS CONNECTOR



CSB 750-10	750 - 1/0	10	3/8	14 1/4	3 3/8	2 1/4
CSB 750-9	750 - 1/0	9	3/8	12 13/16	3 3/8	2 1/4
CSB 750-8	750 - 1/0	8	3/8	11 7/16	3 3/8	2 1/4
CSB 750-7	750 - 1/0	7	3/8	10	3 3/8	2 1/4
CSB 750-6	750 - 1/0	6	3/8	8 5/8	3 3/8	2 1/4
CSB 750-5	750 - 1/0	5	3/8	7 1/4	3 3/8	2 1/4
CSB 750-4	750 - 1/0	4	3/8	5 13/16	3 3/8	2 1/4
CSB 750-3	750 - 1/0	3	3/8	4 7/16	3 3/8	2 1/4
CSB 750-2	750 - 1/0	2	3/8	3	3 3/8	2 1/4
CSB 500-8	500 - # 6	8	3/8	10 3/8	3 3/16	2 3/4
CSB 500-7	500 - # 6	7	3/8	9 1/8	3 3/16	2 3/4
CSB 500-6	500 - # 6	6	3/8	7 7/8	3 3/16	2 3/4
CSB 500-5	500 - # 6	5	3/8	6 5/8	3 3/16	2 3/4
CSB 500-4	500 - # 6	4	3/8	5 3/8	3 3/16	2 3/4
CSB 500-3	500 - # 6	3	3/8	4 1/8	3 3/16	2 3/4
CSB 500-2	500 - # 6	2	3/8	2 7/8	3 3/16	2 3/4
CSB 350-8	350 - # 10	8	3/8	8 1/4	3 1/8	2 1/2
CSB 350-7	350 - # 10	7	3/8	7 1/4	3 1/8	2 1/2
CSB 350-6	350 - # 10	6	3/8	6 1/4	3 1/8	2 1/2
CSB 350-5	350 - # 10	5	3/8	5 1/4	3 1/8	2 1/2
CSB 350-4	350 - # 10	4	3/8	4 1/4	3 1/8	2 1/2
CSB 350-3	350 - # 10	3	3/8	3 1/4	3 1/8	2 1/2
CSB 350-2	350 - # 10	2	3/8	2 1/4	3 1/8	2 1/2
CSB 250-8	250 - # 6	8	5/16	7 45/64	2 5/8	2 1/8
CSB 250-7	250 - # 6	7	5/16	6 3/4	2 5/8	2 1/8
CSB 250-6	250 - # 6	6	5/16	5 3/4	2 5/8	2 1/8
CSB 250-5	250 - # 6	5	5/16	4 25/32	2 5/8	2 1/8
CSB 250-4	250 - # 6	4	5/16	3 13/16	2 5/8	2 1/8
CSB 250-3	250 - # 6	3	5/16	2 27/32	2 5/8	2 1/8
CSB 250-2	250 - # 6	2	5/16	1 7/8	2 5/8	2 1/8
CSB 2/0-8	2/0 - # 14	8	3/16	6 1/8	1 3/4	1 3/8
CSB 2/0-7	2/0 - # 14	7	3/16	5 3/8	1 3/4	1 3/8
CSB 2/0-6	2/0 - # 14	6	3/16	4 5/8	1 3/4	1 3/8
CSB 2/0-5	2/0 - # 14	5	3/16	3 7/8	1 3/4	1 3/8
CSB 2/0-4	2/0 - # 14	4	3/16	3 1/8	1 3/4	1 3/8
CSB 2/0-3	2/0 - # 14	3	3/16	2 3/8	1 3/4	1 3/8
CSB 2/0-2	2/0 - # 14	2	3/16	1 5/8	1 3/4	1 3/8
CSB 4-8	#4 - #14	8	SLOTTED	4 1/16	1 5/8	1 5/16
CSB 4-7	#4 - #14	7	SLOTTED	3 9/16	1 5/8	1 5/16
CSB 4-6	#4 - #14	6	SLOTTED	3 1/16	1 5/8	1 5/16
CSB 4-5	#4 - #14	5	SLOTTED	2 9/16	1 5/8	1 5/16
CSB 4-4	#4 - #14	4	SLOTTED	2 1/16	1 5/8	1 5/16
CSB 4-3	#4 - #14	3	SLOTTED	1 9/16	1 5/8	1 5/16
CSB 4-2	#4 - #14	2	SLOTTED	1 1/8	1 5/8	1 5/16
CATALOG NUMBER	CONDUCTOR RANGE	OUTLETS	HEX SIZE	LENGTH	WIDTH	HIGHT

GENERAL NOTES

- ALL DIMENSIONS ARE FOR REFERENCE ONLY.
- DIMENSIONS IN BRACKETS [] ARE IN METRIC UNITS.

REVISIONS

** SEE ERN () FOR APPROVAL SIGNATURES & RELEASE DATE.
PROJECT NO: 0000

Thomas & Betts
www.tsb.com

DESCRIPTION: **ALUMINUM MULTI-TAP ENCAPSUATED ONE AND TWO WAYS CONFIGURATOR**

ORIGINAL PROJECT NO / (ERN NO)

SHEET NO:

REV. NO:

DRAWING NO:

BC0000 / (200040)


1 OF 3

0

WSD-000518

THIS DRAWING IS INTENDED FOR DESCRIPTIVE PURPOSES ONLY. AND THE RIGHT IS RESERVED TO BIENATE FROM ANY OF THE DETAILS SHOWN HEREON.
©2009 Thomas & Betts - Proprietary. All Rights Reserved

ONE WAY CONNECTOR



CSB 500-8 S	500 - # 6	8	3/8	10 3/8	2 3/16	2 3/4
CSB 500-7 S	500 - # 6	7	3/8	9 1/8	2 3/16	2 3/4
CSB 500-6 S	500 - # 6	6	3/8	7 7/8	2 3/16	2 3/4
CSB 500-5 S	500 - # 6	5	3/8	6 5/8	2 3/16	2 3/4
CSB 500-4 S	500 - # 6	4	3/8	5 3/8	2 3/16	2 3/4
CSB 500-3 S	500 - # 6	3	3/8	4 1/8	2 3/16	2 3/4
CSB 500-2 S	500 - # 6	2	3/8	2 7/8	2 3/16	2 3/4
CSB 350-8 S	350 - # 10	8	3/8	8 1/4	2 1/8	2 1/2
CSB 350-7 S	350 - # 10	7	3/8	7 1/4	2 1/8	2 1/2
CSB 350-6 S	350 - # 10	6	3/8	6 1/4	2 1/8	2 1/2
CSB 350-5 S	350 - # 10	5	3/8	5 1/4	2 1/8	2 1/2
CSB 350-4 S	350 - # 10	4	3/8	4 1/4	2 1/8	2 1/2
CSB 350-3 S	350 - # 10	3	3/8	3 1/4	2 1/8	2 1/2
CSB 350-2 S	350 - # 10	2	3/8	2 1/4	2 1/8	2 1/2
CSB 250-8 S	250 - # 6	8	5/16	7 45/64	1 3/4	2 1/8
CSB 250-7 S	250 - # 6	7	5/16	6 3/4	1 3/4	2 1/8
CSB 250-6 S	250 - # 6	6	5/16	5 3/4	1 3/4	2 1/8
CSB 250-5 S	250 - # 6	5	5/16	4 25/32	1 3/4	2 1/8
CSB 250-4 S	250 - # 6	4	5/16	3 13/16	1 3/4	2 1/8
CSB 250-3 S	250 - # 6	3	5/16	2 27/32	1 3/4	2 1/8
CSB 250-2 S	250 - # 6	2	5/16	1 7/8	1 3/4	2 1/8
CSB 2/0-8 S	2/0 - # 14	8	3/16	6 1/8	1 1/4	1 3/8
CSB 2/0-7 S	2/0 - # 14	7	3/16	5 3/8	1 1/4	1 3/8
CSB 2/0-6 S	2/0 - # 14	6	3/16	4 5/8	1 1/4	1 3/8
CSB 2/0-5 S	2/0 - # 14	5	3/16	3 7/8	1 1/4	1 3/8
CSB 2/0-4 S	2/0 - # 14	4	3/16	3 1/8	1 1/4	1 3/8
CSB 2/0-3 S	2/0 - # 14	3	3/16	2 3/8	1 1/4	1 3/8
CSB 2/0-2 S	2/0 - # 14	2	3/16	1 5/8	1 1/4	1 3/8
CSB 4-8 S	#4 - #14	8	SLOTTED	4 1/16	1 1/8	1 5/16
CSB 4-7 S	#4 - #14	7	SLOTTED	3 9/16	1 1/8	1 5/16
CSB 4-6 S	#4 - #14	6	SLOTTED	3 1/16	1 1/8	1 5/16
CSB 4-5 S	#4 - #14	5	SLOTTED	2 9/16	1 1/8	1 5/16
CSB 4-4 S	#4 - #14	4	SLOTTED	2 1/16	1 1/8	1 5/16
CSB 4-3 S	#4 - #14	3	SLOTTED	1 9/16	1 1/8	1 5/16
CSB 4-2 S	#4 - #14	2	SLOTTED	1 1/8	1 1/8	1 5/16
CATALOG NUMBER	CONDUCTOR RANGE	OUTLETS	HEX SIZE	LENGTH	WIDTH	HIGHT

Thomas & Betts
www.fab.com

**DESCRIPTION: ALUMINUM MULTI-TAP ENCAPSULATED
ONE AND TWO WAYS CONFIGURATOR**

SHEET NO:

2 OF 3

REV. NO:

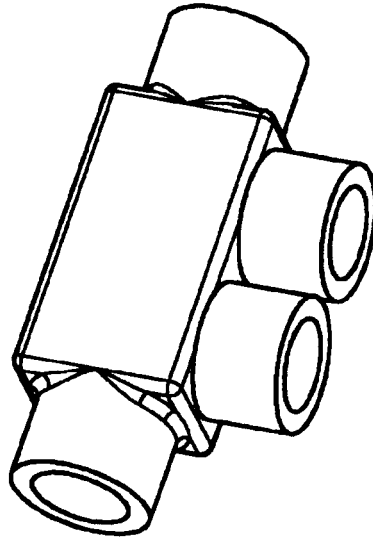
0

DRAWING NO:

WSD-000518

THIS DRAWING IS INTENDED FOR DESCRIPTIVE PURPOSES ONLY. AND THE RIGHT IS RESERVED TO DEVIATE FROM ANY OF THE DETAILS SHOWN HEREON.
©2000 Thomas & Betts - Proprietary. All Rights Reserved

CSR CONNECTOR



CSR 500	2/0 - 500	2	3/8	6 1/2	1 5/8	2 7/8	2
CSR 350	# 6 - 350	2	3/8	4 3/4	1 3/8	2 1/2	1
CSR 250	# 6 - 250	2	3/8	4 1/8	1 1/8	2 1/8	1
CSR 2/0	# 14 - 2/0	2	3/8	2 3/4	7/8	1 3/8	1
CATALOG NUMBER	CONDUCTOR RANGE	# OUTLETS	HEZ SIZE	LENGTH	WIDTH	HEIGHT	SCREWS PER SIDE

Thomas & Betts
www.tnb.com

DESCRIPTION: **ALUMINUM MULTI-TAP ENCAPSUATED
ONE AND TWO WAYS CONFIGURATOR**

SHEET NO:

3 OF 3

REV. NO:

0

DRAWING NO:

WSD-000518