



AUTHENTIC LIFE SAFETY PRODUCTS SINCE 1940



PG Series

High Performance LED Emergency Lighting

HUBBELL
Lighting, Inc.




INNOVATIVE LED Emergency Lighting

The **PG Series** addresses the demand for code compliant emergency lighting coupled with the benefits of advanced solid state lighting technology. Sleek architectural design and contemporary elegance blend well in both indoor and outdoor surroundings. Models are available as traditional “normally off” emergency only fixtures as well as dual purpose “normally on” and “normally off” models.



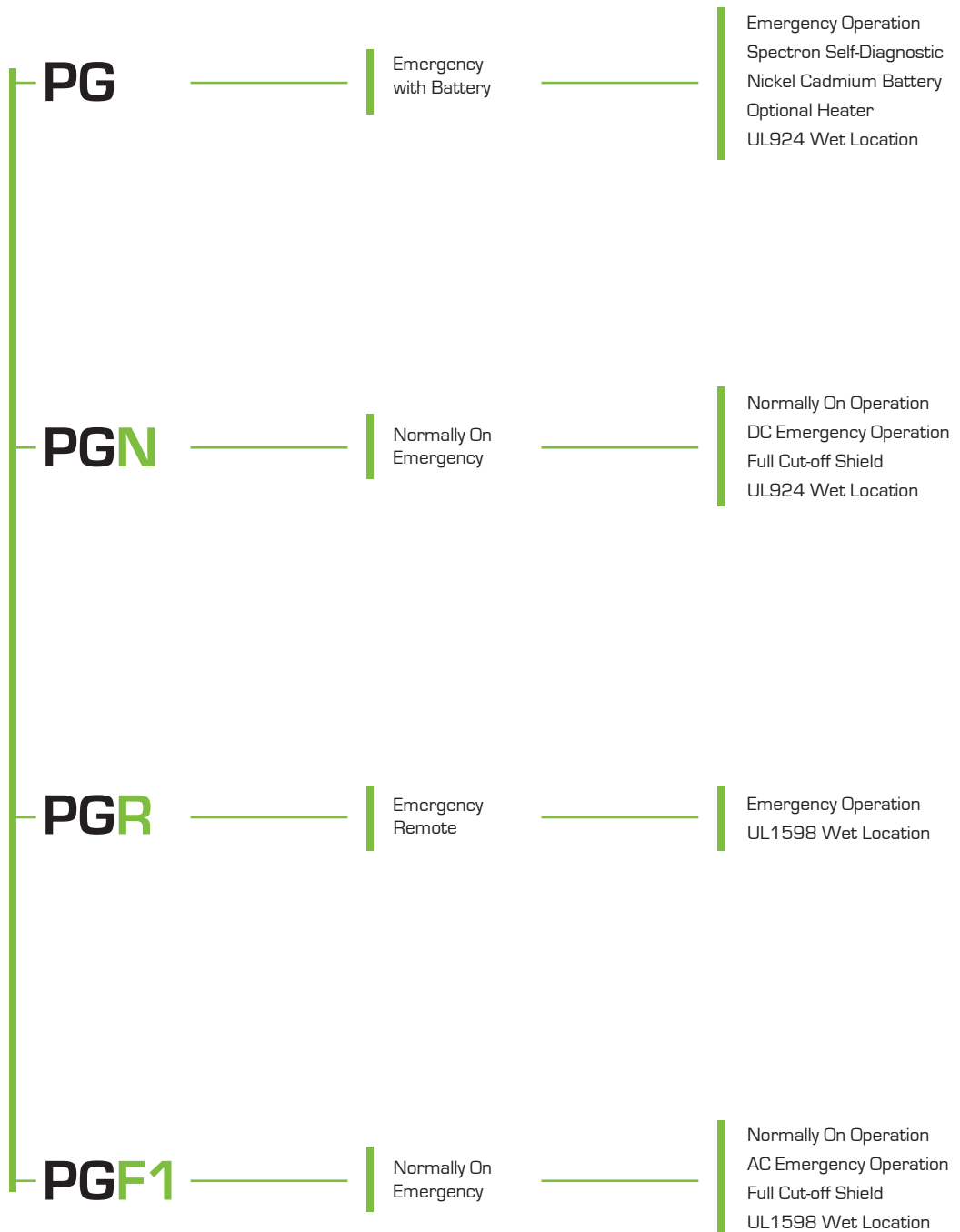
POG SERIES





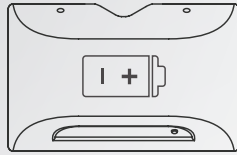
FUNCTION

The PG Series provides unique options for your specific application's requirements.



ELECTRICAL

PG



Integral Battery

Utility Voltage 120/277

PGN

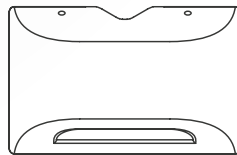


External DC



Utility Voltage 120/277
Emergency Voltage 6-12

PGR

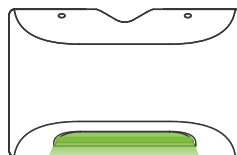


External DC



Emergency Voltage 6-12

PGF1



External AC



INVERTER

Utility Voltage 120/277
Emergency Voltage 120/277

COMMON FEATURES

Multiple Operating Modes

High Performance LED

Die-Cast Aluminum

UL Wet Location

Multiple Finishes

BLACK

PG

PGN

PGR

PG

PGN

PGR

PGF1

PG

PGN

PGR

PGF1

PG

PGN

PGR


PLATINUM
SILVER

DARK
BRONZE

WHITE

DIMENSIONS

Actual Size



Spectron Self-Diagnostic Shown

11" L



PERFORMANCE

Dual-Lite's use of high performance LEDs, coupled with a unique reflector design, delivers photometric performance that is optimized specifically for emergency egress paths.





POG SERIES

Alera Lighting
Architectural Area Lighting
Beacon Products
Columbia Lighting
Compass
Devine Lighting
Dual-Lite
Hubbell Building Automation
Hubbell Industrial Lighting
Hubbell Outdoor Lighting
Kim Lighting
Kurt Versen
Prescolite
Progress Lighting
Spaulding Lighting
Sportsliter Solutions
Sterner
Whiteway

