



RUGGED

- Heavy duty cast aluminum housing
- Premium neoprene gasket
- Maintenance-free nickel cadmium battery
- Microprocessor controlled battery environmental chamber
- Optional battery heater available

RELIABLE

- High performance, long Life LED light engine
- Four LEDs configured in redundant two-pair arrays
- 360 Lumens total output
- LED expected life in excess of 100,000 hours
- Spectron® self-test, self-diagnostic circuitry
- Low voltage battery disconnect circuit
- AC lockout circuit
- Time delay retransfer circuit
- Brownout detection circuit
- Green "AC Power On" indicator light
- "Test Switch" programs 60-second or 90-minute system test

VERSATILE

- Suitable for outdoor installations
- Universal 120/277VAC operation
- Design optimized illumination pattern
- No heads to aim, no adjustments to make
- 90-minute emergency operation

Temperature Range:

	°C	°F
Without Battery Heater	0° to 50°	32° to 122°
With Battery Heater	-30° to 50°	-22° to 122°

- Universal mounting KO pattern
- Mounts to 31/2 in. standard electrical boxes
- Top location conduit access
- Housing-to-back alignment guides
- Choice of three finishes: White, Dark Bronze, Platinum Silver
- Black (coming soon)
- May be refinished in the field

COMPLIANT

- UL Listed to Standard 924 (Emergency Lighting)
- UL Wet Location Listed for outdoor installation
- NFPA 101 (Life Safety Code) compliant
- NFPA 70 (National Electrical Code) compliant
- OSHA compliant
- Complies with state and local codes

WARRANTY

- Unit and electronics: 3 years
- Battery: 1 year full, 2 years pro-rata



HUBBELL LIGHTING, INC.

Hubbell Lighting, Inc. Life Safety Products
 701 Millennium Boulevard • Greenville, SC 29607
 A Hubbell Lighting, Inc. brand with representatives' offices in principal cities throughout North America.
 Copyright Hubbell Lighting, Inc., All Rights Reserved. Specifications subject to change without notice.



Performance PG Series

Guaranteed!

Outdoor Emergency Lighting Unit

High-Performance LED Light Engine Provides Superior Illumination



▶▶▶ Innovative outdoor emergency lighting unit with high output LED technology

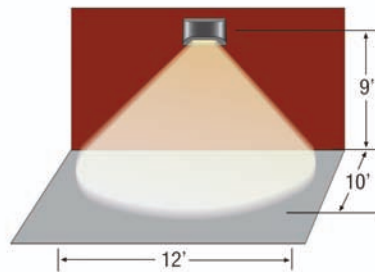
Incorporating high output white LEDs that produce a superior emergency illumination pattern, the PG Series from Dual-Lite is an outdoor emergency lighting unit that really gets the job done. We're talking a design optimized path of egress lighting pattern that requires no heads to aim and no adjustments to make.



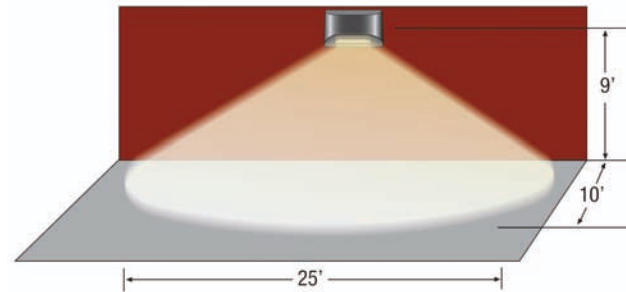
ILLUMINATION PATTERNS

Area Coverage: Mounted Over Exterior Doorways

At one foot candle **minimum**

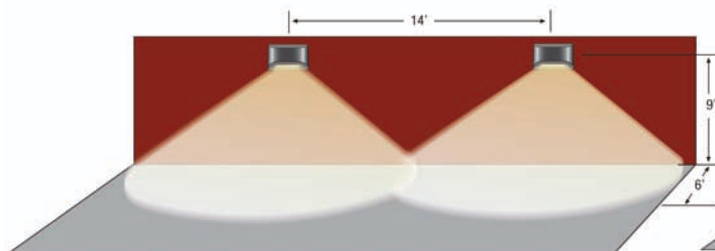


At one foot candle **average**

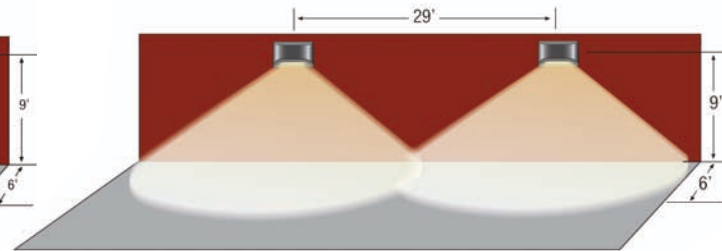


Center-To-Center Spacing: Mounted Along Perimeter Walkways

At one foot candle **minimum**



At one foot candle **average**



At one foot candle **average**, PG units may be spaced every 29 ft. on center for economical perimeter emergency lighting requirements