

FEATURES

- Available 4', 6', and 8'
- Heavy die formed steel channel
- Telescopic spring loaded lampholders
- Channel ends double as joiners
- Individual or row mounting. Surface or suspended
- ¼ turn fasteners retain the ballast cover for quick and easy installation

PROJECT INFORMATION

Project Name _____

Type _____

Catalog No. _____

Date _____

CONSTRUCTION

Steel housing die formed with heat sink embossments for cooler running ballasts. Socket saddles are factory installed.

CERTIFICATION

All luminaires are built to UL 1598 standards and bear appropriate UL and CUL or CSA labels. Damp location labeling is standard. Emergency-equipped fixtures labeled UL 924.

FINISH

White painted parts are treated with a five stage phosphate bonding process and finished with a high reflectance baked enamel.

ELECTRICAL

Standard class "P," thermally protected, auto-resetting HPF ballast, sound rated A. All ballast leads extend a minimum of 6" through access location. NEC/CEC-compliant ballast disconnect is standard.

ORDERING INFORMATION

EXAMPLE CS8-296-EU-EL-GLR

CS							
MODEL	SIZE	NO. OF LAMPS IN CROSS SECTION	LAMP TYPE	BALLAST	VOLTAGE	OPTIONS	
CS Straight-Sided Utility Channel	4 4' 6 6' 8 8' (8' or tandem 4' lamps) 16 16' (Tandem)	1 One 2 Two	48 4', T12: 40 Watt Slimline 72 6', 72" T12: Slimline 96T8 8', T8: 59 Watt 96 8', T12: 75 or 60 Watt Slimline	E Electronic T8, Instant Start For a specific ballast vendor, show as option. Not all lamp-ballast combinations are available. Contact factory for details.	U 120V-277V 347 347V	GLR Fast Blow Fuse GMF Slow Blow Fuse EL Emergency Battery Pack BC Branch Circuit Plug-on Wiring System. See options section for details. PAF Paint After Fabrication	

ACCESSORIES (ORDER SEPARATELY)

- ITB4** Hanger for Close Mounting on a T-Bar Ceiling
- CSZT** Zip Tee Hanger - 1½" Spacer on T-Bar Ceiling
- CSTH** Slide Tong Hanger with 7/8" Hole
- CSWG4** 4' Wire Guard, 2 Required for 8' Fixture
- CSWG3** 3' Wire Guard, 2 Required for 6' Fixture
- CSRA4** 4' Asymmetric Reflector¹
- CSR4** 4' Symmetric Reflector¹

For complete list of options and accessories, see options and accessories section.

¹ Center saddles are required if reflectors are to be mounted on 8 foot and 16 foot fixtures. See options and accessories section for proper saddle.

PHOTOMETRIC DATA

Test 11314 Test Date 1/8/03

LUMINAIRE DATA

Luminaire	CS8-296-LE CS Striplight 8' Pendant mount striplight with white enamel reflector.
Ballast	R-2E75-S
Ballast Factor	0.94
Lamp	F96T12
Lumens per Lamp	6100
Watts	158
Shielding Angle	N/A
Spacing Criterion	0° = 1.25 90° = 1.58
Luminous Opening in Feet	Length: 8.00 Width: 0.35 Height: 0.00

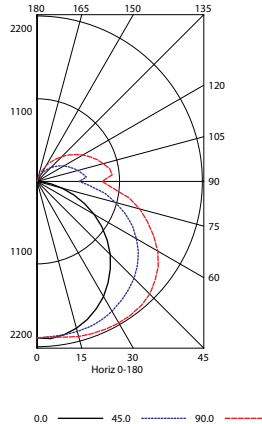
ZONAL LUMEN SUMMARY

Zone	Lumens	Lamp	Fixt.
0-30	1720	14.1	15.6
0-40	2930	24.0	26.6
0-60	5726	46.9	52.0
0-90	8805	72.2	80.0
0-180	11010	90.2	100.0

ENERGY DATA

Total Luminaire Efficiency	90.2%
Luminaire Efficacy Rating (LER)	65
IESNA RP-1-1993 Compliance	Noncompliant
Comparative Yearly Lighting Energy Cost per 1000 Lumens	\$3.69 based on 3000 hrs. and \$0.08 per KWH

INDOOR CANDELA PLOT



AVG. LUMINANCE (Candela/Sq. M.)

	0.0	22.5	45.0	67.5	90.0
0	8004	8004	8004	8004	8004
30	7848	8181	8851	9415	9637
40	7608	8280	9465	10463	10809
45	7492	8345	9916	11107	11515
50	7278	8498	10418	11806	12254
55	7051	8639	11012	12661	13190
60	6727	8896	11733	13616	14247
65	6340	9287	12744	14863	15573
70	5789	9835	13994	16590	17557
75	5065	10724	16041	19695	21002
80	4184	12464	20323	25636	27408
85	2955	17864	31538	41198	44595

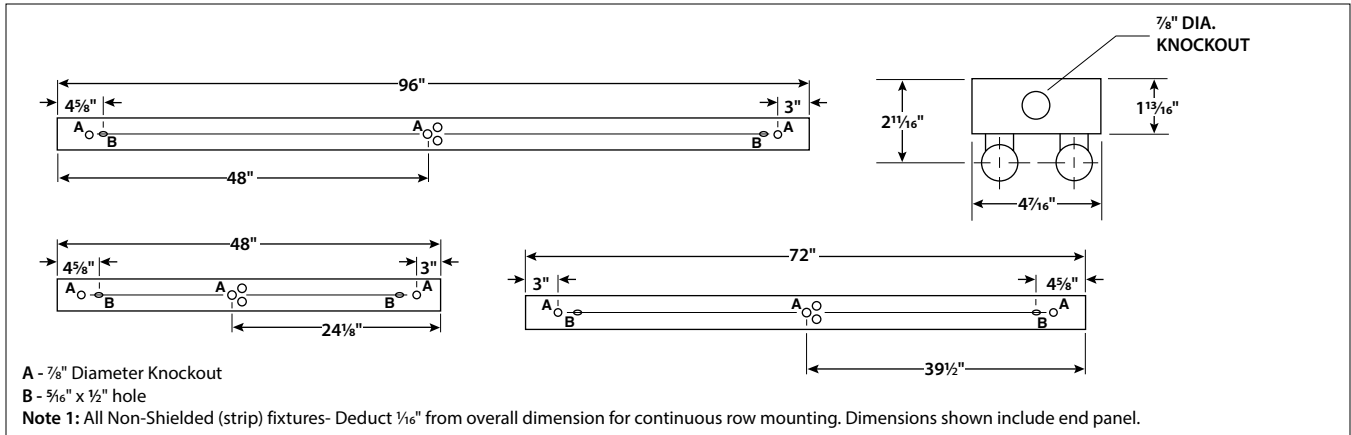
COEFFICIENTS OF UTILIZATION (%)

RCR	80			70			50			0		
	RW	70	30	10	70	50	30	10	50	30	10	0
1	91	86	81	77	87	82	78	74	75	72	68	55
2	82	73	66	61	78	70	64	58	64	59	54	43
3	74	64	55	49	70	61	53	47	55	49	44	35
4	67	56	47	41	64	53	45	39	49	42	37	29
5	62	49	41	34	58	47	39	33	43	36	31	25
6	57	44	36	29	54	42	34	29	39	32	27	21
7	52	40	31	26	50	38	30	25	35	28	23	19
8	48	36	28	23	46	34	27	22	32	25	21	16
9	45	33	25	20	43	31	24	19	29	23	18	15
10	42	30	23	18	40	29	22	17	27	21	17	13

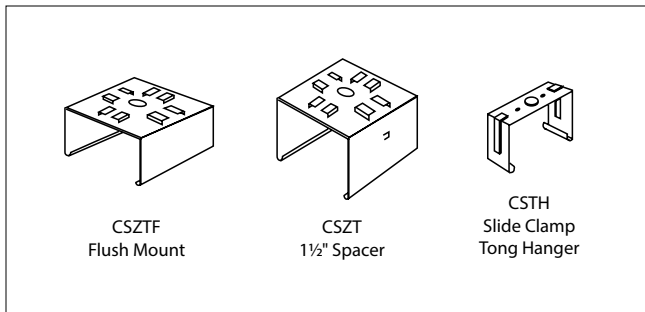
RCR = Room Cavity Ratio

RC = Effective Ceiling Cavity Reflectance RW = Wall Reflectance

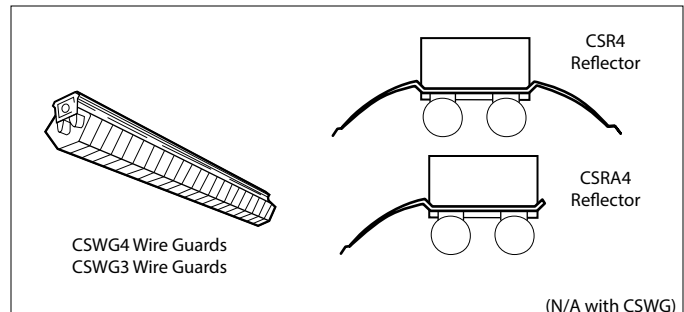
DIMENSIONAL DATA



MOUNTING DATA



ACCESSORIES



NOTE: All dimensions are in inches; dimensions and specifications are subject to change without notice. Please consult factory or check sample for verification.