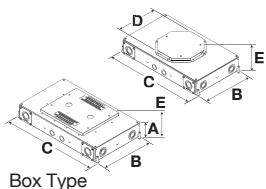






## SystemOne Recessed 6-Gang Floor Boxes and Covers, for Use In Concrete Floors

Style	Rectangular Cover		Round Cover	
 Box Type	 		 	
Standard	<b>CFB6G30E</b>	—	<b>CFB6G30RE</b>	—
Box Corrosion-Resistant Box (On-grade)	—	<b>CFB6G30CRE</b>	—	<b>CFB6G30RCRE</b>
Recommended Pour Depth	3.50" (88.9)	3.50" (88.9)	3.75" (95.3)	3.75" (95.3)
Min. Depth of Pour	3.00" (76.2)	3.00" (76.2)	3.75" (95.3)	3.75" (95.3)
Adjustability	Fully	Fully	Fully	Fully
Cubic Inch (cm <sup>3</sup> ) Ends- Capacity/Gang	108.5 cu. in. (1778 cm <sup>3</sup> )	108.5 cu. in. (1778 cm <sup>3</sup> )	108.5 cu. in. (1778 cm <sup>3</sup> )	108.5 cu. in. (1778 cm <sup>3</sup> )
Cubic Inch (cm <sup>3</sup> ) Sides- Capacity/Gang	33.0 cu. in. (510 cm <sup>3</sup> )	33.0 cu. in. (510 cm <sup>3</sup> )	33.0 cu. in. (510 cm <sup>3</sup> )	33.0 cu. in. (510 cm <sup>3</sup> )
Dimensions – A	3.00" (76.2)	3.00" (76.2)	3.00" (76.2)	3.00" (76.2)
Dimensions – B	11.54" (293.0)	11.54" (293.0)	11.54" (293.0)	11.54" (293.0)
Dimensions – C	19.68" (499.9)	19.68" (499.9)	19.68" (499.9)	19.68" (499.9)
Dimensions – D	—	—	8.37" (212.5) TYP.	8.37" (212.5) TYP.
Dimensions – E	3.50" (88.9)	3.50" (88.9)	3.75" (95.3)	3.75" (95.3)
KO Trade Size: Ends	(4) 1/2", 3/4", 1", 1 1/4"	(4) 1/2", 3/4", 1", 1 1/4"	(4) 1/2", 3/4", 1", 1 1/4"	(4) 1/2", 3/4", 1", 1 1/4"
Sides	(4) 3/4", 1", 1 1/4", 2"	(4) 3/4", 1", 1 1/4", 2"	(4) 3/4", 1", 1 1/4", 2"	(4) 3/4", 1", 1 1/4", 2"
Bottom	(4) 1/2", 3/4", 1", 1 1/4", (4) 1/2", 3/4"	(4) 1/2", 3/4", 1", 1 1/4", (4) 1/2", 3/4"	(4) 3/4", 1", 1 1/4", 1 1/2", (4) 1/2", 3/4"	(4) 3/4", 1", 1 1/4", 1 1/2", (4) 1/2", 3/4"
Cover Style	Rectangular	Rectangular	Round	Round
2 Inch Hub Compatible	Yes	Yes	Yes	Yes

Note: UL File Number E31999. Boxes include concrete covers.

\*Requires CFBHUB2 for 2" conduits. CFBHUB200PVC for 2" PVC conduits or CFBHUB125PVC for 1 1/4" PVC conduits.

### Rectangular Covers

- Compatible with **CFB6G30** and **CFB6G30CR** Series Floor Boxes
- Two large cable egress doors and access 180° opening
- Maximum static load of 1,500 lbs. with 2x safety factor\*
- Surface style typical applications: Carpet, VCT
- Flush style typical applications: Tile, finished concrete and Terrazzo floors
- Furniture Feed covers dividers purchased separately

Surface Cover Dimensions 11 1/2 in. x 10 in.				Flush Cover Dimensions 10 1/2 in. x 9 in.			
Finish	Without Insert	With Insert	Furniture Feed (2) 1 in. and (2) 2 in. Plugs)	Without Insert	With Insert	Furniture Feed (2) 1 in. and (2) 2 in. Plugs)	
Aluminum Powder Coat	<b>610GCCVRALU</b>	<b>610GCCVRALUC</b>	<b>610GFFCVRALU*</b>	<b>610GTCVRALU</b>	<b>610GTCVRALUC</b>	<b>610GTFFCVRALU*</b>	
Black Powder Coat	<b>610GCCVRBK</b>	<b>610GCCVRBKC</b>	<b>610GFFCVRBK*</b>	<b>610GTCVRBK</b>	<b>610GTCVRBKC</b>	<b>610GTFFCVRBK*</b>	
Brass Powder Coat	<b>610GCCVRBRS</b>	<b>610GCCVRBRSC</b>	<b>610GFFCVRBRS*</b>	<b>610GTCVRBRS</b>	<b>610GTCVRBRSC</b>	<b>610GTFFCVRBRS*</b>	
Bronze Powder Coat	<b>610GCCVRBRZ</b>	<b>610GCCVRBRZC</b>	<b>610GFFCVRBRZ*</b>	<b>610GTCVRBRZ</b>	<b>610GTCVRBRZC</b>	<b>610GTFFCVRBRZ*</b>	
Satin Nickel Powder Coat	<b>610GCCVRNK</b>	<b>610GCCVRNKC</b>	<b>610GFFCVRNK*</b>	<b>610GTCVRNK</b>	<b>610GTCVRNKC</b>	<b>610GTFFCVRNK*</b>	


Note: \* For 6-gang box dual service, **CFB6FFDIVKIT** required with Furniture Feed covers. Purchased separately.



Aluminum Powder Coat



Black Powder Coat



Brass Powder Coat



Bronze Powder Coat



Satin Nickel Powder Coat



Aluminum Powder Coat

### 8 Inch Round Covers

- Compatible with **CFB6G30R** and **CFB6G30RCR** Series Floor Boxes
- Cover flanges have a 9 1/2 in. diameter and 0.15 in. height
- Maximum static load of 1,000 lbs. with 2x safety factor\*
- Recessed covers- 180° access with 2 cable egress doors
- Furniture Feed covers dividers purchased separately

Finish	Flush Surface	Furniture Feed (1 in. and 2 in. Plugs)
Brushed Aluminum	<b>CFBS1R8CVRALU</b>	<b>CFBS1R8FFCVRALU**</b>
Black Powder Coat	<b>CFBS1R8CVRBLK</b>	<b>CFBS1R8FFCVRBLK**</b>
Brass Plated	<b>CFBS1R8CVRBRS</b>	<b>CFBS1R8FFCVRBRS**</b>
Antique Bronze Plated	<b>CFBS1R8CVRBRZ</b>	<b>CFBS1R8FFCVRBRZ**</b>
Gray Powder Coat	<b>CFBS1R8CVRGRY</b>	<b>CFBS1R8FFCVRGRY**</b>
Satin Nickel Plated	<b>CFBS1R8CVRNKL</b>	<b>CFBS1R8FFCVRNKL**</b>

Note: \*Load applied through a 3 in. (76mm) mandrel in center of the cover.

\*\* For 6-gang box dual service, **CFBS1R8FF6GDIVKIT** required with Furniture Feed covers.

Purchased separately. See page P5 for round cover finishes.



Dimensions in Inches (mm)