

NEER Aluminum Multi-Hub Conduit Body, Cover and Gasket Assemblies

For Rigid Conduit, IMC and EMT

Commercial Products

COMMERCIAL PRODUCTS: CONDUIT BODIES – EMT

LB, T, LL, LR, C: Threaded and Set Screw

Applications

- To provide access to conductors for pulling, splicing, maintenance and future changes/upgrades.
- Allows connection of straight conduit runs, branch conduit runs and 90° bends.

Features


- 1/2" thru 2" sizes have threaded and set screw hubs (SST).
- 2-1/2" thru 4" sizes have set screw hub (SS).
- Packaged complete under one catalog number.
- Ready to use.

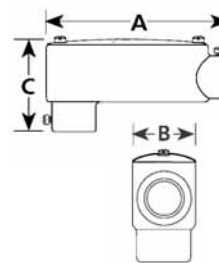
Standard Material/Finish

- Conduit body: diecast, copperfree (4/10 or 1% max.) aluminum/epoxy powder coat
- Cover: stamped aluminum, natural finish
- Gasket: neoprene

Certifications and Compliances

- UL Standard: 514A
- UL Listed: E53330
- CSA Standard: C22.2 No. 18.3
- CSA Certified: 208044
- NEMA: FB-1



	Trade Size (Inches)	Catalog Number Multi-Hub	Dimensions in Inches/Millimeters			Volume in ³ /dm ³	Max. No. Conductors
			A	B	C		
	1/2	LB-50DCGSST	4.40/ 111.8	1.31/ 33.3	2.44/ 62.0	4.30/ 0.1	N/A †
	3/4	LB-75DCGSST	5.17/ 131.3	1.53/ 38.9	2.80/ 71.1	7.30/ 0.1	3 #6AWG
	1	LB-100DCGSST	5.79/ 147.1	1.74/ 44.2	2.98/ 75.7	12.20/ 0.2	3 #4AWG
	1-1/4	LB-125DCGSST	7.79/ 197.9	2.49/ 63.2	3.74/ 95.0	32.30/ 0.5	3 #2AWG
	1-1/2	LB-150DCGSST	7.81/ 198.4	2.49/ 63.2	3.89/ 98.8	33.80/ 0.6	3 #1/0AWG
	2	LB-200DCGSST	10.20/ 259.1	3.10/ 78.7	4.50/ 114.3	71.20/ 1.2	3 #4/0AWG
	2-1/2	LB-250DCGSS	13.14/ 333.8	4.33/ 110.0	6.03/ 153.2	153.00/ 2.5	3 #300kcmil
	3	LB-300DCGSS	13.14/ 333.8	4.33/ 110.0	6.69/ 169.9	183.50/ 3.0	3 #350kcmil
	3-1/2	LB-350DCGSS	15.46/ 392.7	5.43/ 137.9	7.39/ 187.7	304.90/ 5.0	3 #400kcmil
	4	LB-400DCGSS	15.46/ 392.7	5.43/ 137.9	7.48/ 190.0	308.00/ 5.0	3 #400kcmil

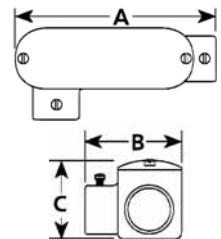
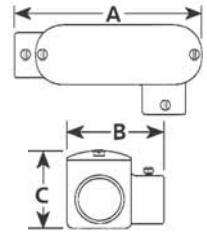


† Does not apply.

NEER Aluminum Multi-Hub Conduit Body, Cover and Gasket Assemblies

For Rigid Conduit, IMC and EMT

	Trade Size (Inches)	Catalog Number Multi-Hub	Dimensions in Inches/ Millimeters			Volume in ³ /dm ³	Max. No. Conductors
			A	B	C		
	1/2	LL-50DCGSST	4.40/ 111.8	2.06/ 52.3	1.64/ 41.7	4.30/ 0.1	N/A †
	3/4	LL-75DCGSST	5.07/ 128.8	2.26/ 57.4	1.88/ 47.8	7.30/ 0.1	3 #6AWG
	1	LL-100DCGSST	5.94/ 150.9	2.68/ 68.1	2.14/ 54.4	12.20/ 0.2	3 #4AWG
	1-1/4	LL-125DCGSST	7.87/ 199.9	3.50/ 88.9	2.97/ 75.4	35.40/ 0.6	3 #2AWG
	1-1/2	LL-150DCGSST	7.87/ 199.9	3.50/ 88.9	2.97/ 75.4	35.60/ 0.6	3 #1/0AWG
	2	LL-200DCGSST	10.20/ 259.1	3.83/ 97.3	3.65/ 92.7	69.70/ 1.1	3 #4/0AWG
	2-1/2	LL-250DCGSS	13.14/ 333.8	5.70/ 144.8	4.28/ 108.7	158.00/ 2.6	3 #300kcmil
	3	LL-300DCGSS	13.14/ 333.8	5.70/ 144.8	4.76/ 120.9	186.00/ 3.0	3 #350kcmil
	3-1/2	LL-350DCGSS	15.46/ 392.7	6.22/ 158.0	5.67/ 144.0	306.00/ 5.0	3 #350kcmil
	4	LL-400DCGSS	15.46/ 392.7	6.22/ 158.0	5.67/ 144.0	308.00/ 5.0	3 #350kcmil
	1/2	LR-50DCGSST	4.40/ 111.8	2.06/ 52.3	1.64/ 41.7	4.30/ 0.1	N/A †
	3/4	LR-75DCGSST	5.07/ 128.8	2.06/ 52.3	1.88/ 47.8	7.30/ 0.1	3 #6AWG
	1	LR-100DCGSST	5.94/ 150.9	2.68/ 68.1	2.14/ 54.4	12.20/ 0.2	3 #4AWG
	1-1/4	LR-125DCGSST	7.87/ 199.9	3.50/ 88.9	2.97/ 75.4	35.10/ 0.6	3 #2AWG
	1-1/2	LR-150DCGSST	7.87/ 199.9	3.50/ 88.9	2.97/ 75.4	35.10/ 0.6	3 #1/0AWG
	2	LR-200DCGSST	10.20/ 259.1	3.83/ 97.3	3.65/ 92.7	69.70/ 1.1	3 #4/0AWG
	2-1/2	LR-250DCGSS	13.14/ 333.8	5.70/ 144.8	4.28/ 108.7	158.00/ 2.6	3 #300kcmil
	3	LR-300DCGSS	13.14/ 333.8	5.70/ 144.8	4.76/ 120.9	186.00/ 3.0	3 #350kcmil
	3-1/2	LR-350DCGSS	15.46/ 392.7	6.22/ 158.0	5.67/ 144.0	306.00/ 5.0	3 #350kcmil
	4	LR-400DCGSS	15.46/ 392.7	6.22/ 158.0	5.67/ 144.0	308.00/ 5.0	3 #350kcmil



Commercial Products

COMMERCIAL PRODUCTS: CONDUIT BODIES – EMT

† Does not apply.

NEER Aluminum Multi-Hub Conduit Body, Cover and Gasket Assemblies

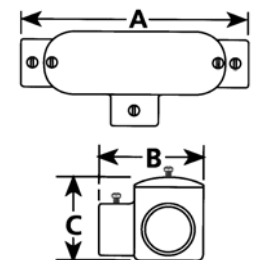
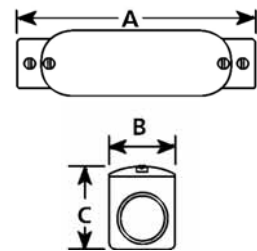
For Rigid Conduit, IMC and EMT

Commercial Products

COMMERCIAL PRODUCTS: CONDUIT BODIES – EMT



	Trade Size (Inches)	Catalog Number Multi-Hub	Dimensions in Inches/ Millimeters			Volume in ³ /dm ³	Max. No. Conductors
			A	B	C		
LC	1/2	LC-50DCGSST	4.82/ 122.4	1.31/ 33.3	1.64/ 41.7	4.30/ 0.1	N/A †
	3/4	LC-75DCGSST	5.50/ 139.7	1.53/ 38.9	1.88/ 47.8	7.30/ 0.1	3 #6AWG
	1	LC-100DCGSST	6.44/ 163.6	1.74/ 44.2	2.14/ 54.4	12.20/ 0.2	3 #4AWG
	1-1/4	LC-125DCGSST	8.45/ 214.6	2.49/ 63.2	2.97/ 75.4	33.40/ 0.5	3 #2AWG
	1-1/2	LC-150DCGSST	8.45/ 214.6	2.49/ 63.2	2.97/ 75.4	33.50/ 0.5	3 #1/0AWG
	2	LC-200DCGSST	10.71/ 272.0	3.10/ 78.7	3.65/ 92.7	69.50/ 1.1	3 #3/0AWG
	2-1/2	LC-250DCGSS	13.85/ 351.8	4.33/ 110.0	4.28/ 108.7	159.00/ 2.6	3 #250kcmil
	3	LC-300DCGSS	13.85/ 351.8	4.33/ 110.0	4.76/ 120.9	186.50/ 3.1	3 #250kcmil
	3-1/2	LC-350DCGSS	15.98/ 405.9	5.43/ 137.9	5.67/ 144.0	306.00/ 5.0	3 #350kcmil
	4	LC-400DCGSS	15.98/ 405.9	5.43/ 137.9	5.67/ 144.0	308.00/ 5.0	3 #350kcmil
TC	1/2	TC-50DCGSST	4.82/ 122.4	2.06/ 52.3	1.64/ 41.7	4.30/ 0.1	N/A †
	3/4	TC-75DCGSST	5.50/ 139.7	2.06/ 52.3	1.88/ 47.8	7.30/ 0.1	3 #6AWG
	1	TC-100DCGSST	6.44/ 163.6	2.68/ 68.1	2.14/ 54.4	12.20/ 0.2	3 #4AWG
	1-1/4	TC-125DCGSST	8.45/ 214.6	3.50/ 88.9	2.97/ 75.4	33.10/ 0.5	3 #2AWG
	1-1/2	TC-150DCGSST	8.45/ 214.6	3.50/ 88.9	2.97/ 75.4	33.10/ 0.5	3 #1/0AWG
	2	TC-200DCGSST	10.71/ 272.0	3.83/ 97.3	3.65/ 92.7	67.00/ 1.1	3 #4/0AWG
	2-1/2	TC-250DCGSS	13.85/ 351.8	6.14/ 156.0	4.28/ 108.7	149.00/ 2.4	3 #4/0AWG
	3	TC-300DCGSS	13.85/ 351.8	6.14/ 156.0	4.76/ 120.9	186.00/ 3.0	3 #4/0AWG
	3-1/2	TC-350DCGSS	15.98/ 405.9	7.00/ 177.8	5.67/ 144.0	298.00/ 4.9	3 #250kcmil
	4	TC-400DCGSS	15.98/ 405.9	7.00/ 177.8	5.67/ 144.0	300.00/ 4.9	3 #250kcmil



† Does not apply.