



Harmony[®] XVR rotating beacons

Signaling units Ø 84 - 130

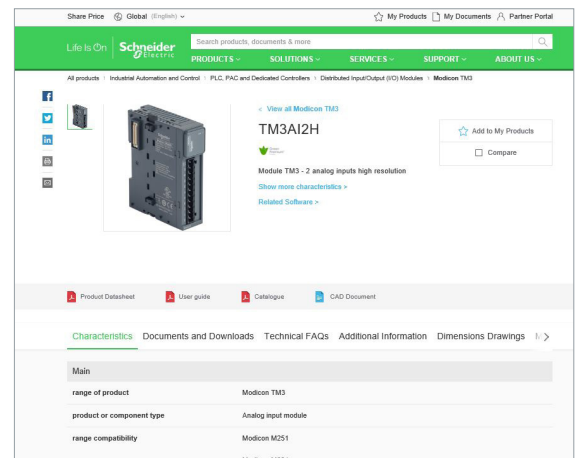
Quick access to product information

Get technical information about your product

References

Modicon TM3
I/O expansion modules for Modicon controllers
Analog I/O modules

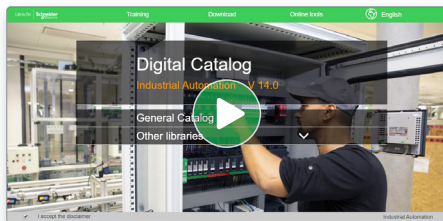
Number and type of channels	Input range	Output range	Resolution	Input format (mA)	Reference	Weight (kg)
2 voltage/current inputs	-15...+15 VDC 0...20 mA A, 20 mA	16.000 or 12.000 + sign	16.000 or 12.000	Source Sink	TM3AI2H TM3AI2G	0.110 0.100
4 voltage/current inputs	-15...+15 VDC 0...20 mA A, 20 mA	16.000 or 12.000 + sign	16.000 or 12.000	Source Sink	TM3AI4H TM3AI4G	0.110 0.100
4 voltage/current or temperature inputs (T)	-15...+15 VDC 0...20 mA A, 20 mA	16.000 or 12.000 + sign	16.000 or 12.000	Source Sink	TM3AI4H TM3AI4G	0.110 0.100
4 differential temperature inputs (T)	0...125 °C 0...125 °C	16.000 or 12.000 + sign	16.000 or 12.000	Source Sink	TM3TI4H TM3TI4G	0.110 0.100
8 self-diagnosis	-15...+15 VDC	16.000 or 12.000 + sign	16.000 or 12.000	Source Sink	TM3AI8H TM3AI8G	0.110 0.100



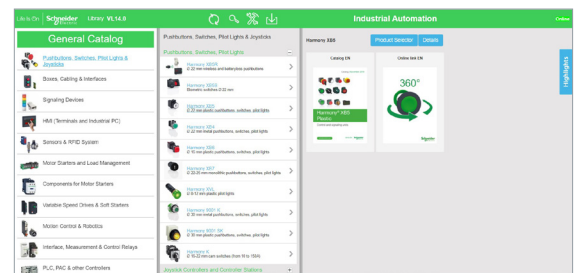
Each commercial reference presented in a catalog contains a hyperlink. Click on it to obtain the technical information of the product:

- Characteristics, Dimensions and drawings, Mounting and clearance, Connections and schemas, Performance curves
- Product image, Instruction sheet, User guide, Product certifications, End of life manual

Find your catalog



- > With just 3 clicks, you can access the Industrial Automation and Control catalogs, in both English and French
- > Consult digital automation catalogs at [Digi-Cat Online](#)

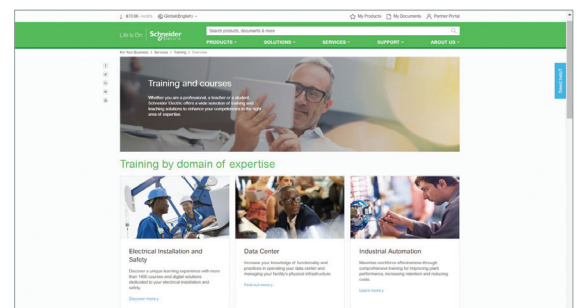


- Up-to-date catalogs
- Embedded product selectors, 360° pictures
- Optimized search by commercial references

Select your training



- > Find the right [Training](#) for your needs on our Global website
- > Locate the training center with the selector tool, using this [link](#)



General contents

Harmony® XVR rotating beacons

■ General presentation.....	page 2
<i>Selection guide</i>	page 4
■ Presentation	
□ Rotating beacons, Ø 84, 106, 120, and 130.....	page 8
□ Motor-less rotating beacons, Ø 100.....	page 9
■ References	
□ Pre-cabled rotating beacons.....	page 10
□ Accessories for rotating beacons.....	page 10
□ Pre-cabled motor-less rotating beacons	page 11
□ Accessories for motor-less rotating beacons	page 11
■ Product reference index.....	page 12

Signaling units

Rotating beacons

Harmony XVR

Ø 84, Ø 106, Ø 120, Ø 100, and Ø 130
(equipped with Super Bright LED)

Revolutionary technology for Harmony® XVR motor-less rotating/flashing beacons



The Harmony XVR range of rotating beacons is commonly used in a wide range of applications. They are visual and audible signaling units that offer a combination of innovative features, high performance, and simplicity.

- > Available in various diameters to suit different industrial applications (Ø 84/3.31 in., Ø 106/4.17 in., Ø 120/4.72 in., Ø 130/5.12 in., and Ø 100/3.94 in.)
- > Easy installation due to pre-cabled and pre-assembled products
- > With or without buzzer, available in four colors: red, orange, green, and blue



Ø 100 motor-less rotating/flashing beacons

Better performance

- > Longer life and free maintenance thanks to motor-less LED technology
- > Excellent LED flashing mode with different frequencies to provide more possibilities
- > High degree of protection and vibration resistance to increase reliability
- > Wide voltage input to meet different applications



Addition of motor-less beacons to the Harmony XVR range



Flexibility and simplicity

- > 10 lighting modes in one switch makes it easy to use, simple to select, and helps reduce the levels of stock required
- > Flexibility of straight and side wiring
- > Simple and easy installation without use of any tools
- > External buzzer volume adjuster



Easy light mode selector with use of simple tool



10 lighting mode selector in Ø 100 beacon

Signaling units

Rotating beacons

Harmony XVR

Ø 84, Ø 106, Ø 120, Ø 100, and Ø 130

(equipped with Super Bright LED)

Motor-less rotating/flashing beacons (continued)

Aesthetic design for industrial applications

- > Available in 4 colors: green, red, orange, and blue
- > Unique aesthetic design distinguishes them from other beacons
- > Faceted lens extends the lighting area giving a unique appearance



reddot award
product design

2014 Red Dot industrial
design award winner for
unique aesthetic design



Robustness

- > Integrated rubber base to improve the IP level
- > Up to IP 65 degree of protection depending on buzzer option, and high vibration resistance of 7.1G
- > Enclosure rating Type4/4x/13 indoor for upright position



Designed in conformity
with requirements of the
European RoHS
Directive 2011/65/EU



→ Industrial applications

Ideally suited for automotive, machine tools, material handling, and electronic equipment applications.



Factory
applications



Construction
vehicles



Public
areas

Harmony type XV **Monolithic tower lights**



Type of products	Pre-assembled and pre-cabled USB tower lights	Pre-assembled/pre-cabled tower lights Variable composition tower lights for customer assembly of up to 4 units
Diameter	Ø 60 mm/2.362 in.	Ø 60 mm/2.362 in.
Degree of protection conforming to IEC 60529	IP 54	IP 53 and IP 42 (base mounting) IP 23 (direct aluminium tube mounting, aluminium tube mounting and "L" bracket) IP 53 and IP 42 (aluminium tube mounting and fixing plate) IP 40 (aluminium tube mounting and foldable bracket)
Type of signalling	Steady Flashing High flashing Sound	Yes Yes – –
Light sources	Incandescent bulb LED bulb Integral LED "Flash" discharge tube Halogen bulb	With buzzer (volume control and alarm type can be set with HMI) – – Yes – –
Colors of illuminated units	Multi-color LEDs (many possible combinations can be set with HMI) <input type="checkbox"/> Red <input type="checkbox"/> Orange <input type="checkbox"/> Green <input type="checkbox"/> Blue	With buzzer <input type="checkbox"/> Red <input type="checkbox"/> Green <input type="checkbox"/> Amber <input type="checkbox"/> Blue
Connection	USB power cable: - 300 mm/11.81 in. for tube mounting - 400 mm/15.75 in. for direct mounting	Flying leads, length 500 to 560 mm/19.68 to 22.05 in. for tube mounting according to model. Length 900 mm/35.43 in. for base mounting.
Support panel drilling or cut-out	Mounting on support tube with fixing plate: 4 x Ø 6 mm/0.236 in. Direct mounting on horizontal support: 3 x Ø 5 mm/0.197 in.	Base mounting: 3 x Ø 5 mm/0.197 in. Direct aluminium tube mounting: Ø20/0.787 in. Aluminium tube mounting and "L" bracket: 2 x Ø9/0.354 in. Aluminium tube mounting and fixing plate: 4 x Ø6/0.236 in. Aluminium tube mounting and foldable bracket: 4 x Ø6/0.236 in.
Type references	XVGU	XVG

Monolithic tower lights



Type of products	Pre-assembled and pre-cabled tower lights	Pre-assembled and pre-cabled tower lights	Pre-assembled and pre-cabled tower lights
Diameter	Ø 40 mm/1.575 in.	Ø 60 mm/2.36 in.	Ø 100 mm/3.937 in.
Degree of protection conforming to IEC 60529	IP 54 (flat surface installation) IP 23 (vertical surface installation)	IP 54 (flat surface installation) IP 23 (vertical surface installation)	IP 54 (flat surface installation)
Type of signalling	Yes Yes – With buzzer – – Yes – –	Yes Yes – With buzzer – – Yes – –	Yes Yes – With siren or buzzer – – Yes – –
Light sources	– – – – –	– – – – –	– – – – –
Colors of illuminated units	<input type="checkbox"/> Red <input type="checkbox"/> Orange <input type="checkbox"/> Green <input type="checkbox"/> Blue <input type="checkbox"/> Clear	<input type="checkbox"/> Red <input type="checkbox"/> Orange <input type="checkbox"/> Green <input type="checkbox"/> Blue <input type="checkbox"/> Clear	<input type="checkbox"/> Red <input type="checkbox"/> Orange <input type="checkbox"/> Green <input type="checkbox"/> Blue <input type="checkbox"/> Clear
Connection	Flying leads, length 450 mm/17.71 in. to 900 mm/35.43 in. according to model	Flying leads, length 450 mm/17.71 in. to 850 mm/33.46 in. according to model	Flying leads, length 500 mm/19.68 in.
Support panel drilling or cut-out	Mounting on support tube with bracket: 2 x Ø 9 mm/0.354 in. Direct mounting on horizontal support: 3 x Ø 5 mm/0.20 in. Other mounting possibilities with accessories	Mounting on support tube with bracket: 2 x Ø 11 mm/0.43 in. Direct mounting on horizontal support: 3 x Ø 5 mm/0.197 in. Other mounting possibilities with accessories	Direct mounting on horizontal support: - 3 x Ø 6 mm/0.236 in. (without siren) - 3 x Ø 7 mm/0.276 in. (with siren) Other mounting possibilities with accessories
Type references	XVC4	XVC6	XVC1

Harmony type XV **Modular tower lights**



Type of products	Illuminated beacons Variable composition tower lights for customer assembly of up to 5 units	Tower lights for customer assembly of up to 5 units.
Diameter	Ø 70 mm/2.756 in.	Ø 60 mm/2.362 in.
Degree of protection conforming to IEC 60529	IP 65 (mounted on fixing base XVBZ0●) IP 66 (mounted on base unit)	IP 65 for illuminated units IP 54 for audible units IP 55 for flexible mounting unit
Type of signalling	Steady Flashing High flashing "Flash" Sound	Yes Yes Yes Yes Yes (buzzer or editable voice)
Light sources	Incandescent bulb LED bulb Integral LED "Flash" discharge tube Halogen bulb	Yes "PROTECTED LED" "PROTECTED LED" Yes -
Colors of illuminated units	<input type="checkbox"/> Green <input type="checkbox"/> Red <input type="checkbox"/> Orange <input type="checkbox"/> Blue <input type="checkbox"/> Clear <input type="checkbox"/> Yellow	<input type="checkbox"/> Green <input type="checkbox"/> Red <input type="checkbox"/> Orange <input type="checkbox"/> Blue <input type="checkbox"/> White <input type="checkbox"/> Yellow
Connection	Screw clamp terminals	Spring cage connection terminals
Support panel drilling or cut-out	Mounting on support tube: 4 x Ø 5.5 mm/0.217 in. or M5 Vertical mounting: 3 x Ø 5 mm/0.197 in. or M5 Direct mounting: 2 x Ø 4.5 mm/0.177 in. or M4	Mounting on support tube and adjustable support tube: 4 x Ø 6 mm/0.236 in. Flexible wall mounting: 3 x Ø 5 mm/0.197 in. Direct mounting: 2 x Ø 5 mm/0.197 in. 3 x Ø 5 mm/0.197 in. 4 x Ø 5 mm/0.197 in. Mounting on bracket: 2 x Ø 9 mm/0.354 in.
Type references	XVBL, XVBC	XVU

Modular tower lights **Rotating beacons** **Beacons** **Sound solutions**



Type of products	Pre-assembled/pre-cabled tower lights Variable composition tower lights for customer assembly of up to 5 units	Pre-cabled rotating beacons Pre-cabled motor-less rotating/flashing beacons	Complete miniature beacons	Sirens and electronic alarms
Diameter	Ø 45 mm/1.772 in.	Ø 84 mm/3.31 in. to Ø 130 mm/5.12 in.	Ø 45 mm/1.772 in.	-
Degree of protection conforming to IEC 60529	IP 54 in vertical position (XVM with plastic fixing plate) IP 42 in horizontal position (XVM with metal bracket) IP 40 in other positions (all types of XVM tower lights)	Ø 84 mm/3.31 in. and Ø 106 mm/4.17 in.: IP 23 (IP 65 with accessory) Ø 120 mm/4.72 in.: IP 23 Ø 130 mm/5.12 in.: IP 66 and IP 67 (depending on voltage) Ø 100 mm/3.94 in.: IP 65 for upright position, IP 23 for sideways and inverted position	IP 40	IP 53 (sirens) IP 54 (electronic alarms) IP 65 (editable voice)
Type of signalling	Yes Yes - Yes Yes Yes Yes - Yes	Yes - - - Yes Yes "Super Bright" - - Yes	Yes - - Yes - - Yes	- - - - Yes (editable voice) - - -
Light sources	<input type="checkbox"/> Red <input type="checkbox"/> Green <input type="checkbox"/> Orange <input type="checkbox"/> Blue <input type="checkbox"/> Clear	<input type="checkbox"/> Red <input type="checkbox"/> Orange <input type="checkbox"/> Green <input type="checkbox"/> Blue	<input type="checkbox"/> Green <input type="checkbox"/> Red <input type="checkbox"/> Orange <input type="checkbox"/> Blue <input type="checkbox"/> Clear <input type="checkbox"/> Yellow	-
Connection	Flying leads, length 300 mm/11.81 in. or screw terminals	Flying leads, length 400 mm/15.75 in. (except XVR08: 500 mm/19.68 in.)	Screw clamp terminals	Screw clamp terminals (except XVS14: flying leads, length 500 mm/19.68 in.)
Support panel drilling or cut-out	Mounting on bracket: 2 x Ø 9 mm/0.354 in. Mounting on support tube: 4 x Ø 5.5 mm/0.217 in. or M5	Depending on model: - XVR08 (Ø 84 mm/3.31 in.): 3 x Ø 5 mm/0.197 in. - XVR10 (Ø 106 mm/4.17 in.): 3 x Ø 5 mm/0.197 in. - XVR12 (Ø 120 mm/4.72 in.): 3 x Ø 6 mm/0.236 in. - XVR13 (Ø 130 mm/5.12 in.): 3 x Ø 9 mm/0.354 in. - XVR13●●●L (Ø 130 mm/5.12 in.): 3 x Ø 7 mm/0.276 in. - XVR3 (Ø 100 mm/3.94 in.): 3 x Ø 6 mm/0.236 in.	3 x Ø 3.3 mm/0.130 in. or M3	3 x Ø 6.5 mm/0.256 in.
Type references	XVM	XVR	XVDLS	XVS

Signaling units

Rotating beacons

Harmony XVR

Ø 84, Ø 106, Ø 120, and Ø 130

(equipped with Super Bright LED)



Rotating beacons

Presentation

The rotating beacons in the Harmony XVR range are optical signaling units designed for long distance signaling applications. They are used mainly in the iron and steel industry, on industrial handling vehicles or for safety applications.

Ø 84 (XVR08), Ø 106 (XVR10), Ø 120 (XVR12), Ø 130 (XVR13) rotating beacons

The range involves complete products offering simplicity of use and speed of installation: they are supplied pre-cabled, and equipped with their light source. The use of "Super-bright" LEDs provides good illuminating power and a long service life (reduced time for maintenance) owing to their high resistance to mechanical shock and vibration. These light sources are also energy saving with low power consumption. A reflecting prism can be used for increasing light diffusion.

4 sizes are available:

- Ø 84 mm/3.31 in. (XVR08), colors: red, orange, green, and blue
- Ø 106 mm/4.17 in. (XVR10), colors: red, orange, green, and blue
- Ø 120 mm/4.72 in. (XVR12), colors: red, orange, green, and blue
- Ø 130 mm/5.12 in. (XVR13), colors: red and orange

For greater efficiency, Ø 120 mm/4.72 in. rotating beacons can be delivered with a complementary audible unit: a buzzer at the base of the product, with a continuous or intermittent tone and an adjustable sound level of 50 dB to 90 dB at 1 m/3.28 ft.

Environment

XVR rotating beacons can offer a high degree of protection:

- The addition of the rubber base accessory provides IP 55 protection (or IP 65 for small models).
- Depending on the model, Ø 130 mm/5.12 in. rotating beacons provide IP 66 (vibration resistance) or IP 67 protection.

These products meet the requirements of the following standards:

- EN/IEC 61000-6-2 and EN/IEC 61000-6-4 for Ø 84 mm/3.31 in. (XVR08), 106 mm/4.17 in. (XVR10), 120 mm/4.72 in. (XVR12), and 130 mm/5.12 in. rotating beacons for DC (**XVR13B●●** and **XVR13J●●**)
- EN/IEC 60947-1 and EN/IEC 60947-5-1 for the other Ø 130 mm/5.12 in. rotating beacons (**XVR13●●L**) for 24 VAC/DC, 120 VAC, or 230 VAC

These products are CE, UL, and CSA certified.

Connection

Connection is via flying leads, length 400 mm/15.7 in. (500 mm/19.7 in. for XVR08) and cross-section 0.83 mm²/18 AWG (1.25 mm²/16 AWG for XVR13).

Signaling units

Rotating beacons

Harmony XVR

Ø 100

(multi-functional LED beacon)



Ø 100 motor-less rotating beacon

Presentation

Ø 100 (XVR3) motor-less rotating/flashing beacons

The Ø 100 mm/3.94 in. range of motor-less rotating/flashing beacons in the Harmony XVR range are visual and audible signaling units mainly used for factory applications, construction vehicles, and in public areas. Available in 4 different colors (red, orange, green, and blue) they come with a faceted lens, which extends the lighting area while giving a unique look. This unique aesthetic design, which distinguishes them from other beacons, has been recognized by the Red Dot industrial design award for 2014 (1). Installation is made easy with a flexible voltage input, a light mode selector, and an integrated rubber base allowing straight and side wiring.

Signaling type

- Audible signaling: Adjustable 90 dB buzzer at 1m/3.28 ft (external buzzer volume adjustable from 70 dB to 90 dB)
- Visual signaling: Rotating, blinking, and flashing LEDs (10 lighting modes, adjusted by mode switch)

Lighting modes

Rotating	Mode 0	Rotating 100 min ⁻¹
	Mode 1	Rotating 140 min ⁻¹
	Mode 2	Rotating 200 min ⁻¹
Blinking	Mode 3	Blinking 60 min ⁻¹
	Mode 4	Blinking 130 min ⁻¹
Flashing	Mode 5	Flashing 3 times consecutively
	Mode 6	Flashing 5 times consecutively
	Mode 7	Flashing 8 times consecutively
	Mode 8	Flashing 11 times consecutively
	Mode 9	Flashing continuously

Environment

The XVR3 range has the following characteristics:

- Degree of protection
 - Up to IP 65 (without buzzer, upright installation)
- Vibration resistance
 - Up to 7.1G (upright installation)
- Product certifications and standards
 - These products are UL, e, UKCA certified and RoHS compliant
 - Compliant enclosure rating Type 4/4x indoor for upright position

Connection

Connection is via flying leads, length 400 mm/15.75 in. and cross-section 0.57 mm²/20 AWG (2).

(1) For more information on the red dot award, visit:

<http://www.red-dot-21.com/products/xvr3-beacon-22577>

(2) Without buzzer: VCT-F power cable (Ø 6.6 mm/0.260 in.) 0.652 mm² x 2/19 AWG x 2

With buzzer: VCT-F signal and power cable (Ø 8.2 mm/0.323 in.) 0.652 mm² x 5/19 AWG x 5

Signaling units

Rotating beacons

Harmony XVR

Ø 84, Ø 106, Ø 120, and Ø 130

(equipped with Super Bright LED)

XVR_2103_CPODA2018010



XVR08B04

XVR_2103_CPODA2018005



XVR10B05

XVR_2103_CPODA2018012



XVR12B06

XVR_2103_CPODA2018003



XVR13B05

PF54065B



XVR13B05L



Complete, pre-cabled rotating beacons

Diameter Ø mm/in.	Sound option	IP degree of protection	Voltage V	Color	Reference	Weight kg/lb
84/3.31	Without buzzer	IP 23 (IP 65 with accessories)	~ 24	Red	XVR08B04	0.300/0.661
				Orange	XVR08B05	0.300/0.661
				Green	XVR08B03	0.300/0.661
				Blue	XVR08B06	0.300/0.661
106/4.17	Without buzzer	IP 23 (IP 55 with accessories)	~ 24	Red	XVR10B04	0.500/1.102
				Orange	XVR10B05	0.500/1.102
120/4.72	Without buzzer	IP 23	~ 24	Red	XVR12B04	0.500/1.102
				Orange	XVR12B05	0.500/1.102
				Blue	XVR12B06	0.500/1.102
120/4.72	With buzzer, continuous or intermittent tone. Sound level at 1 m/3.28 ft: 50 to 90 dB	IP 23	~ 24	Red	XVR12B04S	0.500/1.102
				Orange	XVR12B05S	0.500/1.102
				Blue	XVR12B06S	0.500/1.102
130/5.12	Without buzzer	IP 66 vibration resistance	~ 24	Red	XVR13B04	0.800/1.764
				Orange	XVR13B05	0.800/1.764
		IP 66 and IP 67	~ 24	Red	XVR13B04L	0.820/1808
				Orange	XVR13B05L	0.820/1808
		~ 120	Red	XVR13G04L	0.990/2183	
			Orange	XVR13G05L	0.990/2183	
~ 230	Red	XVR13M04L	0.990/2183			
Orange	XVR13M05L	0.990/2183				

Accessories for rotating beacons

Description	To be used for/with	Diameter mm/in.	Height mm/in.	Reference	Weight kg/lb
Rubber base	IP 65 protection	84/3.31	–	XVRZ081	0.040/0.088
Metal angle bracket	Horizontal support	84/3.31, 100/3.94, 106/4.17, 120/4.72	–	XVCZ23	0.380/0.084
		130/5.12	–	XVR012L	1.300/2.866
Metal fixing plate	Horizontal support	106/4.17, 120/4.72	300/11.8	XVCZ13	0.700/1.543

Signaling units

Rotating beacons

Harmony XVR

Ø 100

(multi-functional LED beacon)

PF141507A



XVR3B03

PF141506A



XVR3B04S

PF141506A



XVR3E06

PF141504A



XVR3B05

Complete, pre-cabled motor-less rotating/flashing beacons

Diameter Ø mm/in.	Sound option	IP degree of protection	Voltage V	Color	Reference	Weight kg/lb
100/3.94	Without buzzer	IP 65 (upright) IP 23 (sideways, inverted)	⎓ 12-24	Green	XVR3B03	0.484/1.067
				Red	XVR3B04	0.484/1.067
				Orange	XVR3B05	0.484/1.067
				Blue	XVR3B06	0.484/1.067
	~ 100-230	Green	XVR3M03	0.484/1.067		
		Red	XVR3M04	0.484/1.067		
		Orange	XVR3M05	0.484/1.067		
		Blue	XVR3M06	0.484/1.067		
100/3.94	With buzzer	IP 23 (upright, sideways, inverted)	⎓ 12-24	Green	XVR3B03S	0.538/1.186
				Red	XVR3B04S	0.538/1.186
				Orange	XVR3B05S	0.538/1.186
				Blue	XVR3B06S	0.538/1.186
	~ 100-230	Green	XVR3M03S	0.538/1.186		
		Red	XVR3M04S	0.538/1.186		
		Orange	XVR3M05S	0.538/1.186		
		Blue	XVR3M06S	0.538/1.186		
100/3.94	Without buzzer	IP 65 (upright) IP 23 (sideways, inverted)	⎓ 48	Green	XVR3E03	0.484/1.067
				Red	XVR3E04	0.484/1.067
				Orange	XVR3E05	0.484/1.067
				Blue	XVR3E06	0.484/1.067

X	
XVCZ13	10
XVCZ23	10
XVR012L	10
XVR08B03	10
XVR08B04	10
XVR08B05	10
XVR08B06	10
XVR10B04	10
XVR10B05	10
XVR12B04	10
XVR12B04S	10
XVR12B05	10
XVR12B05S	10
XVR12B06	10
XVR12B06S	10
XVR13B04	10
XVR13B04L	10
XVR13B05	10
XVR13B05L	10
XVR13G04L	10
XVR13G05L	10
XVR13M04L	10
XVR13M05L	10
XVR3B03	11
XVR3B03S	11
XVR3B04	11
XVR3B04S	11
XVR3B05	11
XVR3B05S	11
XVR3B06	11
XVR3B06S	11
XVR3E03	11
XVR3E04	11
XVR3E05	11
XVR3E06	11
XVR3M03	11
XVR3M03S	11
XVR3M04	11
XVR3M04S	11
XVR3M05	11
XVR3M05S	11
XVR3M06	11
XVR3M06S	11
XVRZ081	10

Life Is On



Learn more about our products at
www.se.com

The information provided in this documentation contains general descriptions and/or technical characteristics of the performance of the products contained herein. This documentation is not intended as a substitute for and is not to be used for determining suitability or reliability of these products for specific user applications. It is the duty of any such user or integrator to perform the appropriate and complete risk analysis, evaluation and testing of the products with respect to the relevant specific application or use thereof. Neither Schneider Electric nor any of its affiliates or subsidiaries shall be responsible or liable for misuse of the information contained herein.

Design: Schneider Electric
Photos: Schneider Electric

Schneider Electric Industries SAS

Head Office
35, rue Joseph Monier - CS 30323
F-92500 Rueil-Malmaison Cedex
France

DIA5ED2130803EN
August 2023 - V4.0