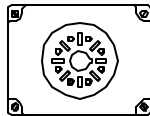
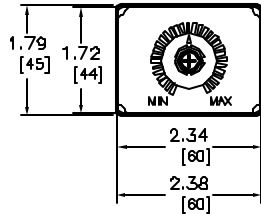


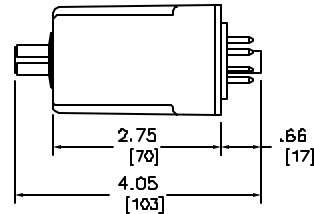
TOP VIEW



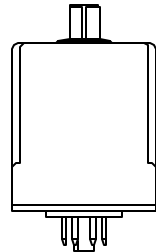
BACK VIEW



FRONT VIEW



RIGHT VIEW



BOTTOM VIEW

VARIABLE TIME DELAY

KNOB ADJUSTABLE TIMING RANGE	CODE (1)	
	ON DELAY	INTERVAL
0.1-10 SEC	11	31
0.3-30 SEC	12	32
0.6-60 SEC	13	33
1.2-120 SEC	14	34
1.8-180 SEC	15	35
0.1-10 MN	16	36
0.3-30 MN	17	37
0.6-60 MN	18	38
1.2-120 MN	19	39

VOLTAGE CODES

VOLTS	CODE (2)
12 VAC/DC	V36
24 VAC/DC	V14
48 VAC/DC	V17
120 VAC/110 VDC	V20

CONTACT ARRANGEMENT: DPDT (2NO & 2NC)  
CONTINUOUS CURRENT RATING: 10A

NOTE: A RETAINING STRAP DESIGNED TO HOLD  
TIMER IN SOCKET DURING HEAVY VIBRATION  
IS AVAILABLE WITH PN#8501-NH7.

AC VOLTS	AC AMPS				HP	DC VOLTS	DC AMPS		
	INDUCTIVE 35% PF		RES. 75% PF MAKE BREAK AND CON- TINUOUS	MAKE			BREAK	INDUCTIVE	RES. MAKE BREAK AND CON- TINUOUS
	MAKE	BREAK							
120	30	3	10	10	1/3	30	3	3	10
240	15	1.6	10	10	1/2				

Catalog Number: 9050-JCK(1)(2)  
 Ratings: SEE CHART  
 UL File/CCN: CCN-E42240-NLX2  
 CSA File/Class: LR2549D-3211-04  
 Meets Standards: —  
 Weight: —  
 Wire Size: —  
 Terminal torque: —  
 Mounting Hwd.: —

DUAL DIMENSIONS: INCHES  
MILLIMETERS

GENERAL PURPOSE PLUG-IN TIMER (8 PIN)  
9050-JCK(1)(2)



DWG# E0703201-01  
NO.