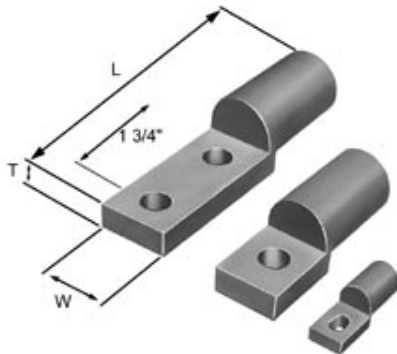




Product Datasheet

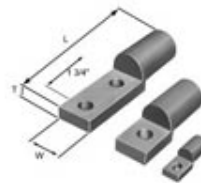
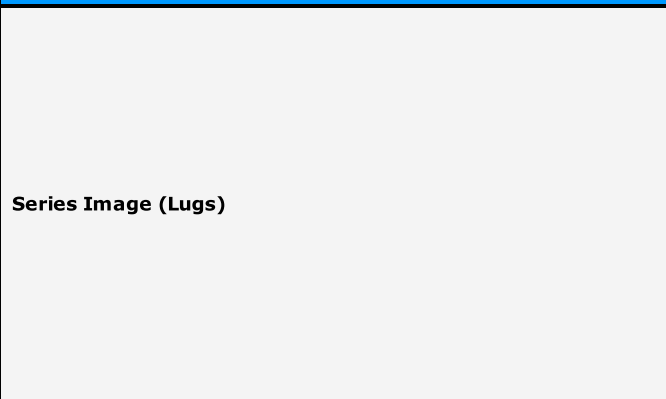
ANDERSON FARGO

VCEL022516H1 -- Terminal, Compression



VERSAtile Aluminum Compression Terminal

Product Specifications



VCEL Series
Aluminum Compression Lug
Heavy Duty 1 or 2 hole
Tin Plated - UL Listed,
VERSAtile (die and VC tools)

Material	Aluminum--Tin Plated
PDF Catalog Page	Click HERE to view the web page.
Plating	Yes
Inhibitor	Yes
Number of Pad Holes	1
Pad Bolt Diameter	0.31 in (7.87 mm)
VersaCrimp Conductor Size Minimum	.328 in
VersaCrimp Conductor Size Maximum	.419 in
Die Type Tooling Crimp Conductor Size Minimum	.414 in
Die Type Tooling Conductor Size Maximum	.419 in
Lug Conductor Type	AAAC, AAC, ACAR, ACSR, Compact, CU
Style	Impact Extruded
Spade Holes	1
Bolt Diameter	0.31 in (7.87 mm)
Crimp Method	VERSAtile (accommodates conventional and Anderson tools)
UL Listed	Yes
Body Material	Aluminum
Dimension A	2.2656 in (58 mm)
Dimension B	1 in (25.4 mm)
Dimension C	0.2813 in (7 mm)
UPC Code	09635933643
Standard Package	12
Standard Package Unit	Each
Min Order Qty	12

Weight / Ea.	0.098 lbs
Material Type	Non-Standard

Notes

When used with die type compression tools, use with maximum size conductor only.

Features

Rated at 34.5 KV. UL listed for both concentric and compact aluminum and concentric copper conductor. Meets NEMA CC3-1973 Class A performance on aluminum concentric conductor. CSA certified.

Compressed Product Number

VCEL022516H1

VCEL

Catalog Number VCEL	ANDERSON™ VERSA-CRIMP® COMPRESSION TOOLS (Crimps per Connection)					CONVENTIONAL COMPRESSION DIE TOOLING (Crimps per Connection)					
	V-C Tools Wire Range	VERSA-CRIMP® Tools (Number of Crimps)				WIRE SIZE	DIE COLOR* CODE	Burndy Longitudinal Indent (Crimps)	Kearney (Crimps)	Thomas & Betts (Crimps)	
		*VC6-500	VC6-350	VC6 Ⓢ	VC6 FT			VC8 AL NIBS	Tools Y35 Y39 Y45	Tools "WH"	Tools TBM5 TBM8
						Die	Die	Die	Die		
-021	#8-1/0 Str. AL/CU	2	2	1	1	1/0 Str. AL/CU	Tan	U25ART [Ⓢ] (1)		Tan (2 O'lp)	45 (1)
-022	#1-2/0 Str. AL/CU	3	3 O'lap	2 O'lap	2 O'lap	2/0 Str. AL/CU	Blue	U30ART (1)	29/32 or 1 * (1)		76H or 83H (2)
-024	2/0-4/0 Str. AL/CU	3	3 O'lap	2 O'lap	2 O'lap	4/0 Str. AL/CU	Blue	U30ART (1)	29/32 or 1 * (1)		76H or 83H (2)
-030	#4-300 MCM AL/CU	3	3 O'lap	2 O'lap	2 O'lap	300 MCM AL/CU	Blue	U30ART (1)	29/32 or 1 * (1)		76H or 83H (2)
-035	250-350 MCM AL	3	O'lap	2 O'lap	2 O'lap	350 MCM AL	Blue	U30ART (1)	29/32 * (1)		76H (2)
-050	2/0 - 500 MCM AL/CU	4	O'lap	2	2	500 MCM AL/CU	Green	U32 ART (2)	1-1/8 - 1 (2 O'lap) or 1-1/8 - 2 * (2)		94H (3)
-060	400-600 MCM AL -500 MCM CU				2	600 MCM AL	Pink	UM or U34ART (2)	1-1/4 * * (2)		* 106H (3)
-075	500-750 MCM AL -500 MCM CU				2	750 MCM AL	Pink	U34ART (2)	1-1/4 * * (2)		* 106H (3)
-100	750-1000 MCM AL				3	1000 MCM AL	None	BURNDY TOOLS/DIES (VCEL - 100 ONLY)			
								Y48B Tool		Y486RB Tool	
								Die	Nest Indenter	Die	Nest Indenter
		C44AR (2)	C46D (1) Y48PR-1	F44AR (2)	F46D (1) Y48PR-1						

* WH-2 Tool ONLY

* Before making first crimp, make certain that the edge of the die block is located to clear the back edge of the "VCEL" tongue.

Ⓢ Partial crimp. Crimp dies extend beyond the end of the crimp barrel.

Ⓢ Color code is for Anderson and Burndy dies only. Use the recommended die number (NOT die color) for Kearney & T&B Hyd. Tools/Dies.

* Not UL Listed-Pending completion of test.



[Catalog Home](#)



[Warranty Info](#) | [Trademarks](#) | [Terms of Use](#)

All contents Copyright © 2007 Hubbell Power Systems, Inc. All rights reserved.

NOTE: Because Hubbell has a policy of continuous product improvement, we reserve the right to change design and specifications without notice.