

Terminal Blocks

Fuseholders and Power Distribution Blocks

Catalog
9080CT9603R07/10
2010
Class 9080





CONTENTS

- 9080LBA Power Distribution Blocks Copper or Aluminum Wire 3
- 9080LBA and 9080LBC Power Distribution Blocks Copper Wire only or Aluminum/Copper Wire..... 7
- 9080LBC Power Distribution Blocks Copper Wire Only 8
- Fuseholders 30 A Rated 9
- Fuseholders 60 A Rated 11
- Fuseholders 100 A Rated 13
- 9080LBA and 9080LBC Power Distribution Block Approximate Dimensions 14
- Fuseholder Approximate Dimensions 250 V, 30 A and 60 A 15
- Fuseholder Approximate Dimensions 250 V, 100 A 16
- Fuseholders Approximate Dimensions 600 V, 30 A 17
- Fuseholders Approximate Dimensions 600 V, 30 A and 60 A 18
- UL Short Circuit Current Ratings 20






by Schneider Electric

Terminal Blocks








Family	Description
 <p data-bbox="180 493 360 516">Class 9080 Type LB</p>	<p data-bbox="420 306 652 327">Power Distribution Blocks</p> <p data-bbox="420 338 1474 401">Available in a wide variety of sizes, these power distribution and splicer blocks are available in one, two, and three pole versions, with either aluminum or copper lugs. Whatever your application, the class 9080 type LB blocks should have a component to meet your needs. A wide selection of covers completes this family.</p> <p data-bbox="420 411 1446 453">The power distribution blocks are UL component recognized and CSA approved; many blocks have been tested to achieve a higher SCCR according to the 2005 NEC and UL508A.</p>
 <p data-bbox="180 751 360 774">Class 9080 Type FB</p>	<p data-bbox="420 617 539 638">Fuse Holders</p> <p data-bbox="420 648 1450 690">This family of fuse holders will accept Types H, R, CC, M and J fuses up to 200 amperes. Both 250 V and 600 V versions are available. All Class H, R and J fuses are supplied as standard. All fuse holders are UL Listed and CSA approved.</p>

NOTE: The product lines listed below are not shown in this catalog.
Please refer to the referenced catalog included with each family.

Family	Description
	<p data-bbox="420 963 602 984">IEC Terminal Blocks</p> <p data-bbox="420 995 1052 1016">Depending on the application, there are several types of IEC terminal blocks:</p> <ul data-bbox="420 1026 740 1089" style="list-style-type: none"> • Spring terminal • Screw terminal • Insulation displacement connection <p data-bbox="420 1131 716 1152">Refer to catalog 9080CT9901R7/07</p>
 <p data-bbox="185 1413 354 1436">Class 9080 Type G</p>	<p data-bbox="420 1228 675 1249">NEMA Type Terminal Blocks</p> <p data-bbox="420 1260 1471 1344">This family of blocks and accessories offers a wide variety of features like DIN 3 track mounting, colored blocks, terminal screws shipped backed out, captive screws and higher density to save you both money and time. This line also includes a direct mount block that can be panel or track mounted. Standard track comes in common lengths and breakoff styles. All blocks are UL component recognized and CSA approved.</p> <p data-bbox="420 1383 675 1404">Refer to Catalog 9080CT9601.</p>
	<p data-bbox="420 1480 578 1501">Circuit Protectors</p> <p data-bbox="420 1512 1455 1575">There are two families of circuit protectors. One will be right for your application. The Class 9080 Type GCB thermal magnetic product is available from 0.1 A through 15 A and offers high density. The Telemecanique GB2 thermal magnetic product is available from 0.5 A through 12 A and is available world wide.</p> <p data-bbox="420 1614 878 1635">Refer to Catalog 9080CT9601 or Catalog 9080CT9602.</p>








Terminal Blocks

9080LBA Power Distribution Blocks Copper or Aluminum Wire

Class 9080	Miniature		Standard	
				
Maximum Voltage Rating	600	600	600	600
Service Class	C	C	C	C
Current Rating - CU Wire	115 A	115 A	175 A	175 A
Current Rating - AL Wire	90 A	90 A	135 A	135 A
SCCR with Circuit Breakers	See page 20	See page 20	N/A	See page 21
SCCR with Fuses	See page 22	See page 22	See page 22	See page 22
Wire Range Lugs suitable for use with 75° C Conductors	Main (1) #14-2 AWG Branch (1) #14-2 AWG	Main (1) #14-2 AWG Branch (4) #18-10 AWG	Main (1) #14-2/0 AWG Branch (1) #14-2/0 AWG	Main (1) #14-2/0 AWG Branch (4) #14-4 AWG
Tightening Torque	Main #3-#2 / 50 lb-in / (5.6 N-m) #6-#4 / 45 lb-in / (5.1 N-m) #8 / 40 lb-in / (4.5 N-m) #14-#10 / 35 lb-in / (4.0 N-m) Branch #3-#2 / 50 lb-in / (5.6 N-m) #6-#4 / 45 lb-in / (5.1 N-m) #8 / 40 lb-in / (4.5 N-m) #14-#10 / 35 lb-in / (4.0 N-m)	Main #3-#2 / 50 lb-in / (5.6 N-m) #6-#4 / 45 lb-in / (5.1 N-m) #8 / 40 lb-in / (4.5 N-m) #14-#10 / 35 lb-in / (4.0 N-m) Branch #18-#10 / 7 lb-in / (0.8 N-m)	Main #6-2/0 / 120 lb-in / (13.5 N-m) #8 / 40 lb-in / (4.5 N-m) #14-#10 / 35 lb-in / (4.0 N-m) Branch #6-2/0 / 120 lb-in / (13.5 N-m) #8 / 40 lb-in / (4.5 N-m) #14-#10 / 35 lb-in / (4.0 N-m)	Main #6-2/0 / 120 lb-in / (13.5 N-m) #8 / 40 lb-in / (4.5 N-m) #14-#10 / 35 lb-in / (4.0 N-m) Branch #14-#4 / 35 lb-in / (4.0 N-m)
Lug Material	Tin Plated High Conductive AL	Tin Plated High Conductive AL	Tin Plated High Conductive AL	Tin Plated High Conductive AL
Base Material	High Impact Thermoplastic	High Impact Thermoplastic	General Purpose Phenolic	General Purpose Phenolic
Temperature Rating	-40 to 257° F -40 to 125° C	-40 to 257° F -40 to 125° C	-40 to 302° F -40 to 150° C	-40 to 302° F -40 to 150° C
Certifications	 File E60616 Guide XCFR2		 File 070361 / Class 6228-01 RoHS Compliant  Marked	
Flammability Rating	UL94V-0	UL94V-0	UL94V-0	UL94V-0
One Pole Blocks				
Block Catalog Number	9080LBA161101	9080LBA161104	9080LBA162101	9080LBA162104
Clear Plastic Covers	N/A	N/A	9080LB21	9080LB21
Block Dimensions (D) x (H) x (W)	1.53 x 2.29 x 0.76 in. 38.8 x 58.2 x 19.3 mm	1.53 x 2.29 x 0.83 in. 38.8 x 58.2 x 21.08 mm (including dovetail)	1.78 x 2.88 x 1.13 in. 45.2 x 73.2 x 28.7 mm	1.78 x 2.88 x 1.13 in. 45.2 x 73.2 x 28.7 mm
Two Pole Blocks				
Block Catalog Number	N/A	9080LBA261104	9080LBA262101	9080LBA262104
Clear Plastic Covers	N/A	N/A	9080LB22	9080LB22
Block Dimensions (D) x (H) x (W)	N/A	1.53 x 2.29 x 1.46 in. 38.8 x 58.2 x 37.08 mm (including dovetail)	1.78 x 2.88 x 1.94 in. 45.2 x 73.2 x 49.3 mm	1.78 x 2.88 x 1.94 in. 45.2 x 73.2 x 49.3 mm
Three Pole Blocks				
Block Catalog Number	9080LBA361101	9080LBA361104	9080LBA362101	9080LBA362104
Clear Plastic Covers	N/A	N/A	9080LB23	9080LB23
Block Dimensions (D) x (H) x (W)	1.53 x 2.29 x 2.03 in. 38.8 x 58.2 x 51.6 mm	1.53 x 2.29 x 2.1 in. 38.8 x 58.2 x 53.34 mm (including dovetail)	1.78 x 2.88 x 2.75 in. 45.2 x 73.2 x 69.9 mm	1.78 x 2.88 x 2.75 in. 45.2 x 73.2 x 69.9 mm








Terminal Blocks

9080LBA Power Distribution Blocks Copper or Aluminum Wire

Class 9080		Standard		
				
Maximum Voltage Rating	600	600	600	600
Service Class	C	C	C	C
Current Rating-CU Wire	310 A	335 A	335 A	350 A
Current Rating-AL Wire	250 A	270 A	270 A	270 A
SCCR w/Circuit Breakers	N/A	See page 20	See page 21	See page 21
SCCR with Fuses	N/A	See page 22	See page 22	See page 22
Wire Range	Main (1) #6 - 350 MCM	Main (1) #6 - 400 MCM	Main (1) #6 - 500 MCM	Main (2) #14 - 2/0 AWG
Lugs suitable for use with	Branch (1) #6 - 350 MCM	Branch (4) #14 - #2 AWG	Branch (6) #14 - #2 AWG	Branch (6) #14 - #4AWG
75° C Conductors				
Tightening Torque	Main #6-350 MCM / 275 lb-in / (31.0 N-m) Branch #6-350 MCM / 275 lb-in / (31.0 N-m)	Main #6-400 MCM / 275 lb-in / (31.0 N-m) Branch #3-#2 / 50 lb-in / (5.6 N-m) #6-#4 / 45 lb-in / (5.1 N-m) #8 / 40 lb-in / (4.5 N-m) #14-#10 / 35 lb-in / (4.0 N-m)	Main #6-400 MCM / 275 lb-in / (31.0 N-m) Branch #3-#2 / 50 lb-in / (5.6 N-m) #6-#4 / 45 lb-in / (5.1 N-m) #8 / 40 lb-in / (4.5 N-m) #14-#10 / 35 lb-in / (4.0 N-m)	Main #6-2/0 / 120 lb-in / (13.5 N-m) #8 / 40 lb-in / (4.5 N-m) #14-#10 / 35 lb-in / (4.0 N-m) Branch #14-#4 / 35 lb-in / (4.0 N-m)
Lug Material	Tin Plated High Conductive AL	Tin Plated High Conductive AL	Tin Plated High Conductive AL	Tin Plated High Conductive AL
Base Material	General Purpose Phenolic	General Purpose Phenolic	General Purpose Phenolic	General Purpose Phenolic
Temperature Rating	-40 to 302°F -40 to 150°C	-40 to 302° F -40 to 150° C	-40 to 302° F -40 to 150° C	-40 to 302° F -40 to 150° C
Certifications	 File E60616 Guide XCFR2	 File 070361 / Class 6228-01	RoHS Compliant	 Marked
Flammability Rating	UL94V-0	UL94V-0	UL94V-0	UL94V-0
One Pole Blocks				
Block Catalog Number	9080LBA163101	9080LBA163104	9080LBA163106	9080LBA163206
Clear Plastic Covers	9080LB31	9080LB31	9080LB31	9080LB31
Block Dimensions (D) x (H) x (W)	2.61 x 4.00 x 1.94 in. 66.3 x 101.6 x 49.3 mm	2.61 x 4.00 x 1.94 in. 66.3 x 101.6 x 49.3 mm	2.61 x 4.00 x 1.94 in. 66.3 x 101.6 x 49.3 mm	2.61 x 4.00 x 1.94 in. 66.3 x 101.6 x 49.3 mm
Two Pole Blocks				
Block Catalog Number	9080LBA263101	9080LBA263104	9080LBA263106	9080LBA263206
Clear Plastic Covers	9080LB32	9080LB32	9080LB32	9080LB32
Block Dimensions (D) x (H) x (W)	2.61 x 4.00 x 3.47 in. 66.3 x 101.6 x 88.1 mm	2.61 x 4.00 x 3.47 in. 66.3 x 101.6 x 88.1 mm	2.61 x 4.00 x 3.47 in. 66.3 x 101.6 x 88.1 mm	2.61 x 4.00 x 3.47 in. 66.3 x 101.6 x 88.1 mm
Three Pole Blocks				
Block Catalog Number	9080LBA363101	9080LBA363104	9080LBA363106	9080LBA363206
Clear Plastic Covers	9080LB33	9080LB33	9080LB33	9080LB33
Block Dimensions (D) x (H) x (W)	2.61 x 4.00 x 5.00 in. 66.3 x 101.6 x 127.0 mm	2.61 x 4.00 x 5.00 in. 66.3 x 101.6 x 127.0 mm	2.61 x 4.00 x 5.00 in. 66.3 x 101.6 x 127.0 mm	2.61 x 4.00 x 5.00 in. 66.3 x 101.6 x 127.0 mm





Terminal Blocks

9080LBA Power Distribution Blocks Copper or Aluminum Wire

Class 9080	Standard			
				
Maximum Voltage Rating	600	600	600	600
Service Class	C	C	C	C
Current Rating-CU Wire	420 A	335 A	380 A	380 A
Current Rating-AL Wire	340 A	270 A	310 A	310 A
SCCR w/Circuit Breakers	N/A	See page 20	See page 20	See page 20
SCCR with Fuses	See page 22	See page 22	See page 22	See page 22
Wire Range Lugs suitable for use with 75° C Conductors	Main (1) #4-600 MCM Branch (1) #4-600 MCM	Main (1) #6-400 MCM Branch (8) #14-2 AWG	Main (1) #4-500 MCM Branch (6) #14-2/0 AWG	Main (1) #4-500 MCM Branch (12) #14-2 AWG
Tightening Torque	Main #4-600 MCM 500 lb-in (56.5 N-m) Branch #4-600 MCM 500 lb-in (56.5 N-m)	Main #6-400 MCM 275 lb-in (31.0 N-m) Branch #3-#2 50 lb-in (5.6 N-m) #6-#4 45 lb-in (5.1 N-m) #8 40 lb-in (4.5 N-m) #14-#10 35 lb-in (4.0 N-m)	Main #4-500 MCM 375 lb-in (42.3 N-m) Branch #6-2/0 120 lb-in (13.5 N-m) #8 40 lb-in (4.5 N-m) #14-#10 35 lb-in (4.0 N-m)	Main #4-500 MCM 375 lb-in (42.3 N-m) Branch #3-#2 50 lb-in (5.6 N-m) #6-#4 45 lb-in (5.1 N-m) #8 40 lb-in (4.5 N-m) #14-#10 35 lb-in (4.0 N-m)
Lug Material	Tin Plated High Conductive AL	Tin Plated High Conductive AL	Tin Plated High Conductive AL	Tin Plated High Conductive AL
Base Material	General Purpose Phenolic	General Purpose Phenolic	General Purpose Phenolic	General Purpose Phenolic
Temperature Rating	-40 to 302° F -40 to 150° C	-40 to 302° F -40 to 150° C	-40 to 302° F -40 to 150° C	-40 to 302° F -40 to 150° C
Certifications	 File E60616 Guide XCFR2	 File 070361 / Class 6228-01	RoHS Compliant	 Marked
Flammability Rating	UL94V-0	UL94V-0	UL94V-0	UL94V-0
One Pole Blocks				
Block Catalog Number	9080LBA164101	9080LBA164108	9080LBA165106	9080LBA165112
Clear Plastic Covers	9080LB41	9080LB41	9080LB51	9080LB51
Block Dimensions (D) x (H) x (W)	2.90 x 4.75 x 2.29 in. 80.3 x 120.7 x 57.2 mm	2.90 x 4.75 x 2.29 in. 80.3 x 120.7 x 57.2 mm	3.12 x 5.50 x 3.17 in. 79.2 x 139.7 x 80.5 mm	3.12 x 5.50 x 3.17 in. 79.2 x 139.7 x 80.5 mm
Two Pole Blocks				
Block Catalog Number	N/A	9080LBA264108	9080LBA265106	9080LBA265112
Clear Plastic Covers	N/A	9080LB42	9080LB52	9080LB52
Block Dimensions (D) x (H) x (W)	N/A	2.90 x 4.75 x 4.17 in. 80.3 x 120.7 x 104.6 mm	3.12 x 5.50 x 5.85 in. 79.2 x 139.7 x 149.4 mm	3.12 x 5.50 x 5.85 in. 79.2 x 139.7 x 149.4 mm
Three Pole Blocks				
Block Catalog Number	9080LBA364101	9080LBA364108	9080LBA365106	9080LBA365112
Clear Plastic Covers	9080LB43	9080LB43	9080LB53	9080LB53
Block Dimensions (D) x (H) x (W)	2.90 x 4.75 x 6.05 in. 80.3 x 120.7 x 152.4 mm	2.90 x 4.75 x 6.05 in. 80.3 x 120.7 x 152.4 mm	3.12 x 5.50 x 8.54 in. 79.2 x 139.7 x 216.9 mm	3.12 x 5.50 x 8.54 in. 79.2 x 139.7 x 216.9 mm









Terminal Blocks

9080LBA Power Distribution Blocks Copper or Aluminum Wire

Class 9080		Standard		
				
Maximum Voltage Rating	600	600	600	600
Service Class	C	C	C	C
Current Rating-CU Wire	620 A	760 A	760 A	760 A
Current Rating-AL Wire	500 A	620 A	620 A	620 A
SCCR w/Circuit Breakers	N/A	N/A	N/A	N/A
SCCR with Fuses	See page 22	See page 22	See page 22	See page 23
Wire Range Lugs suitable for use with 75° C Conductors	Main (2) #4 - 350 MCM Branch (2) #4 - 350 MCM	Main (2) #4 - 500 MCM Branch (2) #4 - 500 MCM	Main (2) #4 - 500 MCM Branch (8) #14 - 2/0 AWG	Main (2) #4 - 500 MCM Branch (12) #14-4 AWG
Tightening Torque	Main #6-350 MCM / 275 lb-in / (31.0 N-m) Branch #6-350 MCM / 275 lb-in / (31.0 N-m)	Main #4-500 MCM / 375 lb-in / (42.3 N-m) Branch #4-500 MCM / 375 lb-in / (42.3 N-m)	Main #4-500 MCM / 375 lb-in / (42.3 N-m) Branch #6-2/0 / 120 lb-in / (13.5 N-m) #8 / 40 lb-in / (4.5 N-m) #14-#10 / 35 lb-in / (4.0 N-m)	Main #4-500 MCM / 375 lb-in / (42.3 N-m) Branch #14-#4 / 35 lb-in / (4.0 N-m)
Lug Material	Tin Plated High Conductive AL	Tin Plated High Conductive AL	Tin Plated High Conductive AL	Tin Plated High Conductive AL
Base Material	General Purpose Phenolic	General Purpose Phenolic	General Purpose Phenolic	General Purpose Phenolic
Temperature Rating	-40 to 302° F -40 to 150° C	-40 to 302° F -40 to 150° C	-40 to 302° F -40 to 150° C	-40 to 302° F -40 to 150° C
Certifications	 File E60616 Guide XCFR2	 File 070361 / Class 6228-01	RoHS Compliant	 Marked
Flammability Rating	UL94V-0	UL94V-0	UL94V-0	UL94V-0
One Pole Blocks				
Block Catalog Number	9080LBA165202	9080LBA165201	9080LBA165208	9080LBA165212
Clear Plastic Covers	9080LB51	9080LB51	9080LB51	9080LB51
Block Dimensions (D) x (H) x (W)	3.12 x 5.50 x 3.17 in. 79.2 x 139.7 x 80.5 mm	3.12 x 5.50 x 3.17 in. 79.2 x 139.7 x 80.5 mm	3.12 x 5.50 x 3.17 in. 79.2 x 139.7 x 80.5 mm	3.12 x 5.50 x 3.17 in. 79.2 x 139.7 x 80.5 mm
Two Pole Blocks				
Block Catalog Number	9080LBA265202	9080LBA265201	9080LBA265208	9080LBA265212
Clear Plastic Covers	9080LB52	9080LB52	9080LB52	9080LB52
Block Dimensions (D) x (H) x (W)	3.12 x 5.50 x 5.85 in. 79.2 x 139.7 x 149.4 mm	3.12 x 5.50 x 5.85 in. 79.2 x 139.7 x 149.4 mm	3.12 x 5.50 x 5.85 in. 79.2 x 139.7 x 149.4 mm	3.12 x 5.50 x 5.85 in. 79.2 x 139.7 x 149.4 mm
Three Pole Blocks				
Block Catalog Number	9080LBA365202	9080LBA365201	9080LBA365208	9080LBA365212
Clear Plastic Covers	9080LB53	9080LB53	9080LB53	9080LB53
Block Dimensions (D) x (H) x (W)	3.12 x 5.50 x 8.54 in. 79.2 x 139.7 x 216.9 mm	3.12 x 5.50 x 8.54 in. 79.2 x 139.7 x 216.9 mm	3.12 x 5.50 x 8.54 in. 79.2 x 139.7 x 216.9 mm	3.12 x 5.50 x 8.54 in. 79.2 x 139.7 x 216.9 mm








Terminal Blocks

9080LBA and 9080LBC Power Distribution Blocks Copper Wire Only or Aluminum/Copper Wire

Class 9080	Standard			
				
Maximum Voltage Rating	600	600	600	600
Service Class	C	C	C	C
Current Rating-CU Wire	175 A	150 A	175 A	255 A
Current Rating-AL Wire	135 A	N/A	N/A	N/A
SCCR w/Circuit Breakers	See page 20	See page 21	See page 21	N/A
SCCR with Fuses	See page 22	N/A	See page 23	N/A
Wire Range Lugs suitable for use with 75° C Conductors	Main - (1) #14-2/0 AWG Branch - (6) #14-#4 AWG	Main - (1) #18-1/0 AWG Branch - (1) #18-1/0 AWG	Main - (1) #14-2/0 AWG Branch - (4) #14-#4 AWG	Main - (1) #6-250 MCM Branch - (1) #6-250 MCM
Tightening Torque	Main: #6-2/0 / 120 lb-in / (13.5 N-m) #8 / 40 lb-in (4.5 N-m) #14-#10 / 35 lb-in (4.0 N-m) Branch #14-#4 / 35 lb-in / (4.0 N-m)	Main #3-1/0 / 50 lb-in / (5.6 N-m) #6-#4 / 45 lb-in / (5.1 N-m) #8 / 40 lb-in / (4.5 N-m) #18-#10 / 35 lb-in / (4.0 N-m) Branch #3-1/0 / 50 lb-in / (5.6 N-m) #6-#4 / 45 lb-in / (5.1 N-m) #8 / 40 lb-in / (4.5 N-m) #18-#10 / 35 lb-in / (4.0 N-m)	Main #6-2/0 120 lb-in (13.5 N-m) #8 40 lb-in (4.5 N-m) #14-#10 35 lb-in (4.0 N-m) Branch #14-#4 35 lb-in (4.0 N-m)	Main #6-250 MCM / 375 lb-in (42.3 N-m) Branch #6-250 MCM / 375 lb-in (42.3 N-m)
Lug Material	Tin Plated High Conductive AL	Tin Plated High Conductive CU	Tin Plated High Conductive CU	Tin Plated High Conductive CU
Base Material	General Purpose Phenolic	General Purpose Phenolic	General Purpose Phenolic	General Purpose Phenolic
Temperature Rating	-40 to 302° F -40 to 150° C	-40 to 302° F -40 to 150° C	-40 to 302° F -40 to 150° C	-40 to 302° F -40 to 150° C
Certifications	 File E60616 Guide XCFR2	 File 070361 / Class 6228-01	RoHS Compliant	 Marked
Flammability Rating	UL94V-0	UL94V-0	UL94V-0	UL94V-0
One Pole Blocks				
Block Catalog Number	N/A	9080LBC162101	9080LBC162104	9080LBC163101
Clear Plastic Covers	N/A	9080LB21	9080LB21	9080LB31
Block Dimensions (D) x (H) x (W)	N/A	1.78 x 2.88 x 1.13 in. 45.2 x 73.2 x 28.7 mm	1.78 x 2.88 x 1.13 in. 45.2 x 73.2 x 28.7 mm	2.61 x 4.00 x 1.94 in. 66.3 x 101.6 x 49.3 mm
Two Pole Blocks				
Block Catalog Number	N/A	N/A	9080LBC262104	N/A
Clear Plastic Covers	N/A	N/A	9080LB22	N/A
Block Dimensions (D) x (H) x (W)	N/A	N/A	1.78 x 2.88 x 1.94 in. 45.2 x 73.2 x 49.3 mm	N/A
Three Pole Blocks				
Block Catalog Number	9080LBA362106	9080LBC362101	9080LBC362104	9080LBC363101
Clear Plastic Covers	9080LB23	9080LB23	9080LB23	9080LB33
Block Dimensions (D) x (H) x (W)	2.10 x 2.90 x 5.38 in. 53.3 x 73.7 x 136.7 mm	1.78 x 2.88 x 2.75 in. 45.2 x 73.2 x 69.9 mm	1.78 x 2.88 x 2.75 in. 45.2 x 73.2 x 69.9 mm	2.61 x 4.00 x 5.00 in. 66.3 x 101.6 x 127.0 mm
 DIN 3 (35 mm) Track Adapter	9080FBDIN3	N/A	N/A	N/A

Terminal Blocks











9080LBC Power Distribution Blocks Copper Wire Only

Class 9080	Standard			
				
Maximum Voltage Rating	600	600	600	600
Service Class	C	C	C	C
Current Rating-CU Wire	380 A	350 A	760 A	760 A
Current Rating-AL Wire	N/A	N/A	N/A	N/A
SCCR w/Circuit Breakers	N/A	See page 21	N/A	N/A
SCCR with Fuses	See page 23	See page 23	See page 23	See page 23
Wire Range Lugs suitable for use with 75° C Conductors	Main (1) #4 - 500 MCM Branch (6) #14-2 AWG	Main (2) #14 - 2/0 AWG Branch (6) #14 - #4 AWG	Main (2) #4 - 500 MCM Branch (8) #14 - 2/0 AWG	Main (2) #4 - 500 MCM Branch (12) #14-2 AWG
Tightening Torque	Main #4-500 MCM - 375 lb-in (42.3 N-m) Branch #3-#2 50 lb-in (5.6 N-m) #6-#4 45 lb-in (5.1 N-m) #8 40 lb-in (4.5 N-m) #14-#10 35 lb-in (4.0 N-m)	Main #6-2/0 120 lb-in (13.5 N-m) #8 40 lb-in (4.5 N-m) #14-#10 35 lb-in (4.0 N-m) Branch #14-#4 35 lb-in (4.0 N-m)	Main #4-500 MCM - 375 lb-in (42.3 N-m) Branch #6-2/0 120 lb-in (13.5 N-m) #8 40 lb-in (4.5 N-m) #14-#10 35 lb-in (4.0 N-m)	Main #4-500 MCM - 375 lb-in (42.3 N-m) Branch #3-#2 50 lb-in (5.6 N-m) #6-#4 45 lb-in (5.1 N-m) #8 40 lb-in (4.5 N-m) #14-#10 35 lb-in (4.0 N-m)
Lug Material	Tin Plated High Conductive CU	Tin Plated High Conductive CU	Tin Plated High Conductive CU	Tin Plated High Conductive CU
Base Material	General Purpose Phenolic	General Purpose Phenolic	General Purpose Phenolic	General Purpose Phenolic
Temperature Rating	-40 to 302° F -40 to 150° C	-40 to 302° F -40 to 150° C	-40 to 302° F -40 to 150° C	-40 to 302° F -40 to 150° C
Certifications	 File E60616 Guide XCFR2	 File 070361 / Class 6228-01	RoHS Compliant	 Marked
Flammability Rating	UL94V-0	UL94V-0	UL94V-0	UL94V-0
One Pole Blocks				
Block Catalog Number	9080LBC163106	9080LBC163206	9080LBC165208	9080LBC165212
Clear Plastic Covers	9080LB31	9080LB31	9080LB51	9080LB51
Block Dimensions (D) x (H) x (W)	2.61 x 4.00 x 1.94 in. 66.3 x 101.6 x 49.3 mm	2.61 x 4.00 x 1.94 in. 66.3 x 101.6 x 49.3 mm	3.12 x 5.50 x 3.17 in. 79.2 x 139.7 x 80.5 mm	3.12 x 5.50 x 3.17 in. 79.2 x 139.7 x 80.5 mm
Two Pole Blocks				
Block Catalog Number	9080LBC263106	9080LBC263206	N/A	N/A
Clear Plastic Covers	9080LB32	9080LB32	N/A	N/A
Block Dimensions (D) x (H) x (W)	2.61 x 4.00 x 3.47 in. 66.3 x 101.6 x 88.1 mm	2.61 x 4.00 x 3.47 in. 66.3 x 101.6 x 88.1 mm	N/A	N/A
Three Pole Blocks				
Block Catalog Number	9080LBC363106	9080LBC363206	9080LBC365208	9080LBC365212
Clear Plastic Covers	N/A	9080LB33	9080LB53	9080LB53
Block Dimensions (D) x (H) x (W)	2.61 x 4.00 x 5.00 in. 66.3 x 101.6 x 127.0 mm	2.61 x 4.00 x 5.00 in. 66.3 x 101.6 x 127.0 mm	3.12 x 5.50 x 8.54 in. 79.2 x 139.7 x 216.9 mm	3.12 x 5.50 x 8.54 in. 79.2 x 139.7 x 216.9 mm

Terminal Blocks Fuseholders 30 A Rated

Class 9080	Class H Fuses		Class R Fuses	
				
Maximum Voltage Rating	250	600	250	600
Wire Range (based on 75° C wire)	#14 to #10 AWG	#14 to #10 AWG	#14 to #10 AWG	#14 to #10 AWG
Wire Type	Solid or Stranded Copper Wire	Solid or Stranded Copper Wire	Solid or Stranded Copper Wire	Solid or Stranded Copper Wire
Lug Termination	Pressure Wire Connector	Pressure Wire Connector	Pressure Wire Connector	Pressure Wire Connector
Clip Material	Copper Alloy Tin Plated	Copper Alloy Tin Plated	Copper Alloy Tin Plated	Copper Alloy Tin Plated
Clip Type	Reinforced	Reinforced	Reinforced	Reinforced
Base Material	High Impact Thermoplastic	General Purpose Phenolic	High Impact Thermoplastic	General Purpose Phenolic
Recommended Tightening Torque	25 lb-in (2.8 N-m)	25 lb-in (2.8 N-m)	25 lb-in (2.8 N-m)	25 lb-in (2.8 N-m)
Temperature Rating	-40 to 257° F -40 to 125° C	-40 to 302° F -40 to 150° C	-40 to 257° F -40 to 125° C	-40 to 302° F -40 to 150° C
Fuse Size (Via. x Length)	9/16" x 2"	13/16" x 5"	9/16" x 2"	13/16" x 5"
AIC Rating in accordance with UL512	10,000	10,000	200,000	200,000
Certifications	 File E40747 Guide IZLT	 File 70360/ Class 6225-01	RoHS Compliant	 Marked
Flammability Rating	UL94V-0	UL94V-0	UL94V-0	UL94V-0
One Pole Blocks				
Catalog Number	9080FB1211	9080FB1611	9080FB1211R	9080FB1611R
Dimensions (D) x (H) x (W)	1.38 x 3.00 x 1.12 in. 35.1 x 76.2 x 28.4 mm	1.69 x 6.25 x 1.63 in. 42.9 x 159.0 x 41.4 mm	1.38 x 3.00 x 1.12 in. 35.1 x 76.2 x 28.4 mm	1.69 x 6.25 x 1.63 in. 42.9 x 159.0 x 41.4 mm
Two Pole Blocks				
Catalog Number	9080FB2211	9080FB2611	9080FB2211R	9080FB2611R
Dimensions (D) x (H) x (W)	1.38 x 3.00 x 1.91 in. 35.1 x 76.2 x 48.5 mm	1.69 x 6.25 x 2.94 in. 42.9 x 159.0 x 74.7 mm	1.38 x 3.00 x 1.91 in. 35.1 x 76.2 x 48.5 mm	1.69 x 6.25 x 2.94 in. 42.9 x 159.0 x 74.7 mm
Three Pole Blocks				
Catalog Number	9080FB3211	9080FB3611	9080FB3211R	9080FB3611R
Dimensions (D) x (H) x (W)	1.38 x 3.00 x 2.95 in. 35.1 x 76.2 x 74.9 mm	1.69 x 6.25 x 4.25 in. 42.9 x 159.0 x 108 mm	1.38 x 3.00 x 2.95 in. 35.1 x 76.2 x 74.9 mm	1.69 x 6.25 x 4.25 in. 42.9 x 159.0 x 108 mm
 DIN 3 (35 mm) Track Adapter	9080FBDIN3	N/A	9080FBDIN3	N/A

Terminal Blocks Fuseholders 30 A Rated

Class 9080	Class M Fuses	Class CC Fuses	Class J Fuses
			
Maximum Voltage Rating	600	600	600
Wire Range (based on 75° C wire)	#14 to #10 AWG	#14 to #10 AWG	#14 to #2 AWG
Wire Type	Solid or Stranded Copper Wire	Solid or Stranded Copper Wire	Solid or Stranded Copper Wire
Lug Termination	Pressure Wire Connector	Pressure Wire Connector	Box Lug Connector
Clip Material	Copper Alloy Tin Plated	Copper Alloy Tin Plated	Copper Alloy Tin Plated
Clip Type	Standard	Standard	Reinforced
Base Material	High Impact Thermoplastic	High Impact Thermoplastic	High Impact Thermoplastic
Recommended Tightening Torque	25 lb-in (2.8 N-m)	25 lb-in (2.8 N-m)	25 lb-in (2.8 N-m)
Temperature Rating	-40 to 257° F -40 to 125° C	-40 to 257° F -40 to 125° C	-40 to 257° F -40 to 125° C
Fuse Size (Dia. x Length)	13/32" x 1 1/2"	13/32" x 1 1/2"	13/16"x2 1/4"
AIC Rating in accordance with UL512	100,000	200,000	200,000
Certifications	 File E40747 / Guide IZLT2  File 070360 Class 6225-01 RoHS Compliant  Marked	 File E40747 / Guide IZLT  File 70360 Class 6225-01 RoHS Compliant  Marked	
Flammability Rating	UL94V-0	UL94V-0	UL94V-0
One Pole Blocks			
Catalog Number	9080FB1611M	9080FB1611CC	9080FB1611J
Dimensions (D) x (H) x (W)	1.29 x 3.13 x 0.85 in. 32.8 x 79.5 x 21.6 mm	1.29 x 3.13 x 0.85 in. 32.8 x 79.5 x 21.6 mm	1.95 x 3.38 x 1.16 in. 49.5 x 85.7 x 29.4 mm
Two Pole Blocks			
Catalog Number	9080FB2611M	9080FB2611CC	9080FB2611J
Dimensions (D) x (H) x (W)	1.29 x 3.13 x 1.60 in. 32.8 x 79.5 x 40.6 mm	1.29 x 3.13 x 1.60 in. 32.8 x 79.5 x 40.6 mm	1.95 x 3.38 x 2.20 in. 49.5 x 85.7 x 56.0 mm
Three Pole Blocks			
Catalog Number	9080FB3611M	9080FB3611CC	9080FB3611J
Dimensions (D) x (H) x (W)	1.29 x 3.13 x 2.35 in. 32.8 x 79.5 x 59.7 mm	1.29 x 3.13 x 2.35 in. 32.8 x 79.5 x 59.7 mm	1.95 x 3.38 x 3.25 in. 49.5 x 85.7 x 82.5 mm
	9080FBDIN3	9080FBDIN3	DIN 3 Track Mounting is standard.
DIN 3 (35 mm) Track Adapter			








Terminal Blocks Fuseholders 60 A Rated

Class 9080	Class H Fuses		
			
Maximum Voltage Rating	250	600	600
Wire Range (based on 75° C wire)	#14 to #2 AWG	#14 to #2 AWG	#14 to #2 AWG
Wire Type	Solid or Stranded Copper or Aluminum Wire	Solid or Stranded Copper or Aluminum Wire	Solid or Stranded Copper Wire
Lug Termination	Box Lug Connector	Box Lug Connector	Box Lug Connector
Clip Material	Copper Alloy Tin Plated	Copper Alloy Tin Plated	Copper Alloy Tin Plated
Clip Type	Reinforced	Reinforced	Reinforced
Base Material	High Impact Thermoplastic	General Purpose Phenolic	General Purpose Phenolic
Recommended Tightening Torques	#2 to #3 AWG 50 lb-in (5.6 N-m) #4 to #6 AWG 45 lb-in (5.1 N-m) #8 AWG 40 lb-in (4.5 N-m) #10 to #14 AWG 35 lb-in (4.0 N-m)	#2 to #3 AWG 50 lb-in (5.6 N-m) #4 to #6 AWG 45 lb-in (5.1 N-m) #8 AWG 40 lb-in (4.5 N-m) #10 to #14 AWG 35 lb-in (4.0 N-m)	#2 to #3 AWG 50 lb-in (5.6 N-m) #4 to #6 AWG 45 lb-in (5.1 N-m) #8 AWG 40 lb-in (4.5 N-m) #10 to #14 AWG 35 lb-in (4.0 N-m)
Temperature Rating	-40 to 257° F -40 to 125° C	-40 to 302° F -40 to 150° C	-40 to 302° F -40 to 150° C
Fuse Size (Dia. x Length)	13/16" x 3"	1 1/16" x 5 1/2"	1 1/16" x 5 1/2"
AIC Rating in accordance with UL512	10,000	10,000	10,000
Certifications	 File E40747 Guide IZLT	 File 70360/ Class 6225-01	RoHS Compliant  Marked
Flammability Rating	L94V-0	UL94V-0	UL94V-0
One Pole Blocks			
Catalog Number	9080FB1221	9080FB1621	N/A
Dimensions (D) x (H) x (W)	2.01 x 4.83 x 1.48 in. 51.1 x 123.0 x 37.7 mm	2.12 x 6.75 x 1.95 in. 53.8 x 171.4 x 49.5 mm	N/A
Two Pole Blocks			
Catalog Number	9080FB2221	9080FB2621	9080FB2621C
Dimensions (D) x (H) x (W)	2.01 x 4.83 x 2.86 in. 51.1 x 123.0 x 72.7 mm	2.12 x 6.75 x 3.51 in. 53.8 x 171.4 x 89.2 mm	2.12 x 6.75 x 3.51 in. 53.8 x 171.4 x 89.2 mm
Three Pole Blocks			
Catalog Number	9080FB3221	9080FB3621	N/A
Dimensions (D) x (H) x (W)	2.01 x 4.83 x 4.23 in. 51.1 x 123.0 x 108.0 mm	2.12 x 6.75 x 5.08 in. 53.8 x 171.4 x 129.0 mm	N/A

Terminal Blocks Fuseholders 60 A Rated

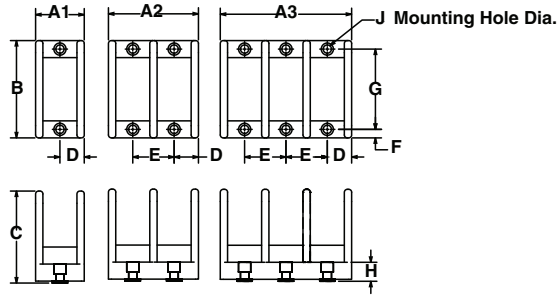
Class 9080	Class R Fuses		Class J Fuses
			
Maximum Voltage Rating	250	600	600
Wire Range (based on 75° C wire)	#14 to #2 AWG	#14 to #2 AWG	#14 to #2 AWG
Wire Type	Solid or Stranded Copper or Aluminum Wire	Solid or Stranded Copper or Aluminum Wire	Solid or Stranded Copper or Aluminum Wire
Lug Termination	Box Lug Connector	Box Lug Connector	Box Lug Connector
Clip Material	Copper Alloy Tin Plated	Copper Alloy Tin Plated	Copper Alloy Tin Plated
Clip Type	Reinforced	Reinforced	Reinforced
Base Material	High Impact Thermoplastic	General Purpose Phenolic	High Impact Thermoplastic
Recommended Tightening Torques	#2 to #3 AWG 50 lb-in (5.6 N-m) #4 to #6 AWG 45 lb-in (5.1 N-m) #8 AWG 40 lb-in (4.5 N-m) #10 to #14 AWG 35 lb-in (4.0 N-m)	#2 to #3 AWG 50 lb-in (5.6 N-m) #4 to #6 AWG 45 lb-in (5.1 N-m) #8 AWG 40 lb-in (4.5 N-m) #10 to #14 AWG 35 lb-in (4.0 N-m)	#2 to #3 AWG 50 lb-in (5.6 N-m) #4 to #6 AWG 45 lb-in (5.1 N-m) #8 AWG 40 lb-in (4.5 N-m) #10 to #14 AWG 35 lb-in (4.0 N-m)
Temperature Rating	-40 to 257° F -40 to 125° C	-40 to 302° F -40 to 150° C	-40 to 257° F -40 to 125° C
Fuse Size (Dia. x Length)	13/16" x 3"	1 1/16" x 5 1/2"	1 1/16" x 2 3/8"
AIC Rating in accordance with UL512	200,000	200,000	200,000
Certifications	 File E40747 Guide IZLT	 File 70360/ Class 6225-01	RoHS Compliant  Marked
Flammability Rating	UL94V-0	UL94V-0	UL94V-0
One Pole Blocks			
Catalog Number	9080FB1221R	9080FB1621R	9080FB1621J
Dimensions (D) x (H) x (W)	2.01 x 4.83 x 1.48 in. 51.1 x 123.0 x 37.7 mm	2.12 x 6.75 x 1.95 in. 53.8 x 171.4 x 49.5 mm	2.09 x 4.07 x 1.67 in. 53.0 x 103.0 x 42.4 mm
Two Pole Blocks			
Catalog Number	9080FB2221R	N/A	9080FB2621J
Dimensions (D) x (H) x (W)	2.01 x 4.83 x 2.86 in. 51.1 x 123.0 x 72.7 mm	N/A	2.09 x 4.07 x 3.20 in. 53.0 x 103.0 x 81.2 mm
Three Pole Blocks			
Catalog Number	9080FB3221R	9080FB3621R	9080FB3621J
Dimensions (D) x (H) x (W)	2.01 x 4.83 x 4.23 in. 51.1 x 123.0 x 108.0 mm	2.12 x 6.75 x 5.08 in. 53.8 x 171.4 x 129.0 mm	2.09 x 4.07 x 4.72 in. 53.0 x 103.0 x 120.0 mm

Terminal Blocks Fuseholders 100 A Rated

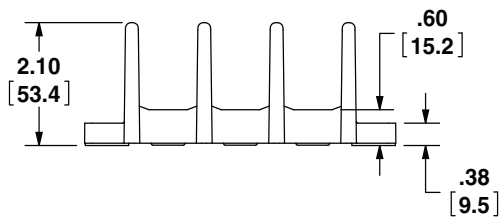
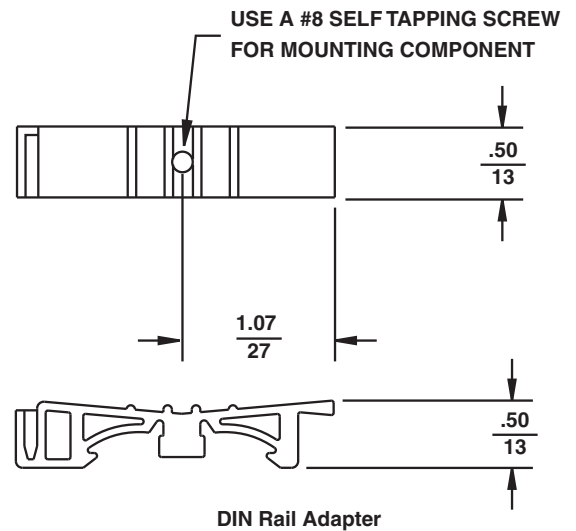
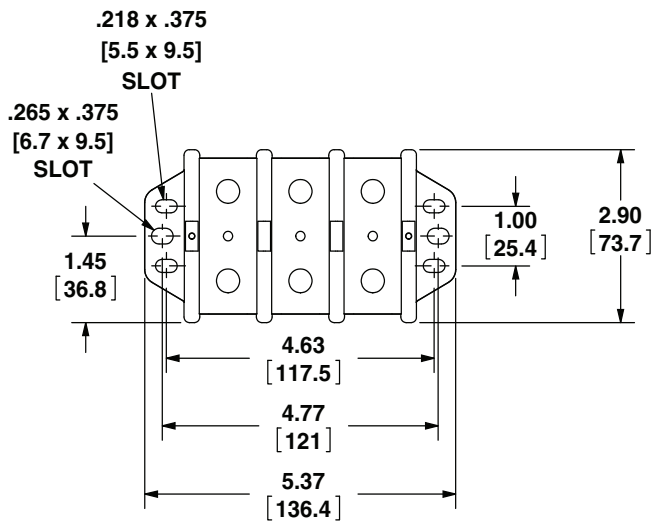
Class 9080	Class H Fuses		Class R Fuses	
				
Maximum Voltage Rating	600	600	250	600
Current Rating	100	100	100	100
Wire Range (based on 75° C wire)	#6 to 2/0 AWG	#6 to 2/0 AWG	#6 to 2/0 AWG	#6 to 2/0 AWG
Wire Type	Solid or Stranded Copper Wire	Solid or Stranded Cu or Al Wire	Solid or Stranded Cu or Al Wire	Solid or Stranded Cu or Al Wire
Lug Termination	Box Lug Connector	Box Lug Connector	Box Lug Connector	Box Lug Connector
Clip Material	Copper Alloy Tin Plated	One piece Aluminum w/ Stainless Steel Spring	One piece Aluminum w/ Copper Spring Tin Plated	One piece Aluminum w/ Copper Spring Tin Plated
Clip Type	Reinforced	Reinforced	Reinforced	Reinforced
Base Material	General Purpose Phenolic	General Purpose Phenolic	General Purpose Phenolic	General Purpose Phenolic
Recommended Tightening Torques	120 lb-in (13.6 N-m)	120 lb-in (13.6 N-m)	120 lb-in (13.6 N-m)	120 lb-in (13.6 N-m)
Temperature Rating	-40 to 302° F -40 to 150° C	-40 to 302° F -40 to 150° C	-40 to 302° F -40 to 150° C	-40 to 302° F -40 to 150° C
Fuse Size (Dia. x Length)	1" x 7 7/8"	1" x 7 7/8"	1" x 5 7/8"	1" x 7 7/8"
AIC Rating in accordance with UL512	10,000	10,000	20,000	20,000
Certifications	 File E40747 Guide IZLT	 File 70360 / Class 6225-01	RoHS Compliant	 Marked
Flammability Rating	UL94V-0	UL94V-0	UL94V-0	UL94V-0
One Pole Blocks				
Catalog Number	N/A	N/A	9080FB1231R	9080FB1631R
Dimensions (D) x (H) x (W)	N/A	N/A	2.44 x 6.12 x 1.93 in. 62.0 x 155.5 x 49.0 mm	2.60 x 8.12 x 2.10 in. 66.0 x 206.2 x 53.3 mm
Two Pole Blocks				
Catalog Number	N/A	N/A	9080FB2231R	N/A
Dimensions (D) x (H) x (W)	N/A	N/A	2.44 x 6.12 x 3.49 in. 62.0 x 155.5 x 88.6 mm	N/A
Three Pole Blocks				
Catalog Number	9080FB3631C	9080FB3631	9080FB3231R	9080FB3631R
Dimensions (D) x (H) x (W)	2.6 x 8.12 x 5.73 in. 66.0 x 206.2 x 145.5 mm	2.60 x 8.12 x 5.73 in. 66.0 x 206.2 x 145.5 mm	2.44 x 6.12 x 5.05 in. 62.0 x 155.5 x 128.3 mm	2.60 x 8.12 x 5.73 in. 66.0 x 206.2 x 145.5 mm

Terminal Blocks

9080LBA and 9080LBC Power Distribution Block Approximate Dimensions



1 Pole	2 Pole	3 Pole	A1	A2	A3	B	C	D	E	F	G	H	J
LBA161101 LBA161104	N/A LBA261104	LBA361101 LBA361104	0.76	1.40	2.03	2.29	1.53	0.38	0.64	0.19	1.93	0.32	0.201
LBA162101 LBA162104 LBC162101 LBC162104	LBA262101 LBA262104 N/A LBC262104	LBA362101 LBA362104 LBC362101 LBC362104	1.13	1.94	2.75	2.88	1.78	0.56	0.81	0.31	2.25	0.24	0.205
LBA163101 LBA163104 LBA163106 LBA163206 LBC163101 LBC163106 LBC163206	LBA263101 LBA263104 LBA263106 LBA263206 N/A LBC263106 LBC263206	LBA363101 LBA363104 LBA363106 LBA363206 LBC363101 LBC363106 LBC363206	1.94	3.47	5.00	4.00	2.61	0.97	1.53	0.31	3.38	0.40	0.203
LBA164101 LBA164108	N/A LBA264108	LBA364101 LBA364108	2.28	4.16	6.04	4.75	2.92	1.14	1.88	0.31	4.13	0.51	0.200
LBA165202 LBA1652021 LBA165106 LBA165112 LBA165212 LBC165208 LBC165212	LBA265202 LBA2652021 LBA265106 LBA265112 LBA265212 N/A N/A	LBA365202 LBA3652021 LBA365106 LBA365112 LBA365212 LBC365208 LBC365212	3.17	5.85	8.54	5.50	3.12	1.58	2.69	0.38	4.75	0.50	0.265

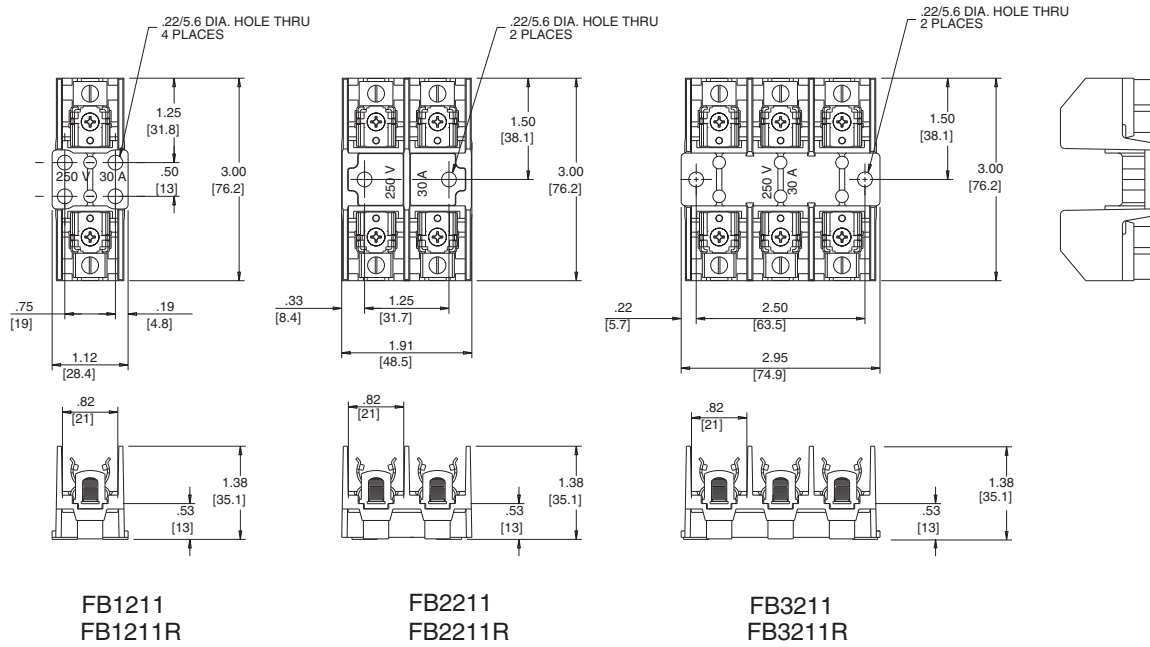


LBA362106

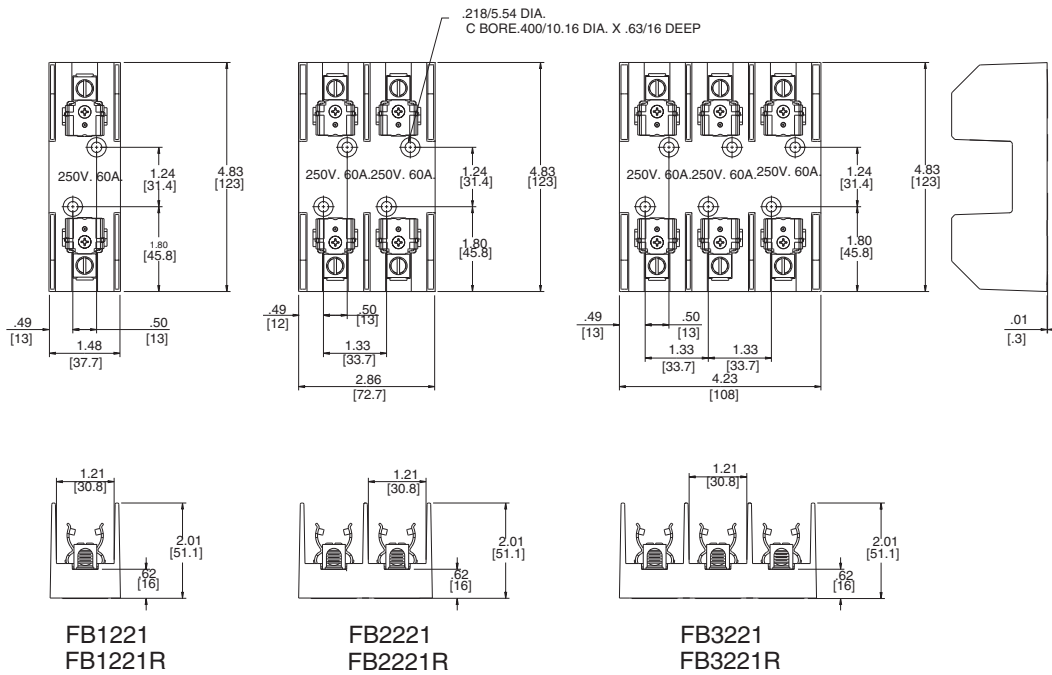
Dimensions: $\frac{\text{in.}}{[\text{mm}]}$

Terminal Blocks

Fuseholder Approximate Dimensions 250 V, 30 and 60 A



30 A

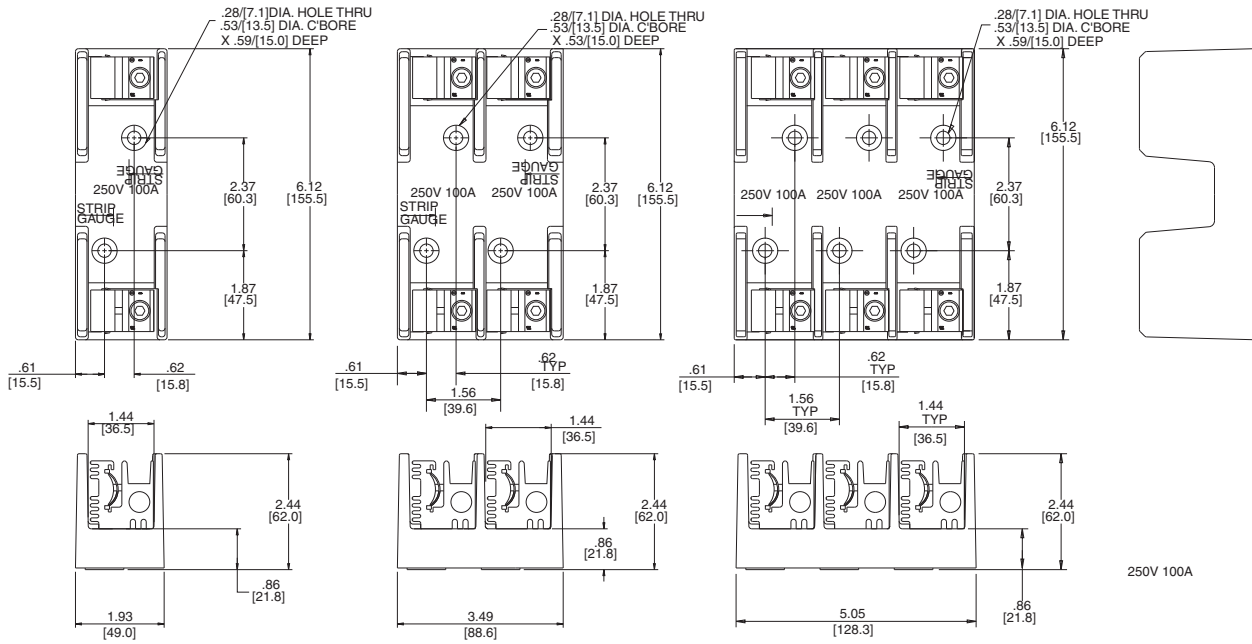


60 A

Dimensions: $\frac{\text{in.}}{[\text{mm}]}$

Terminal Blocks

Fuseholder Approximate Dimensions 250 V, 100 A

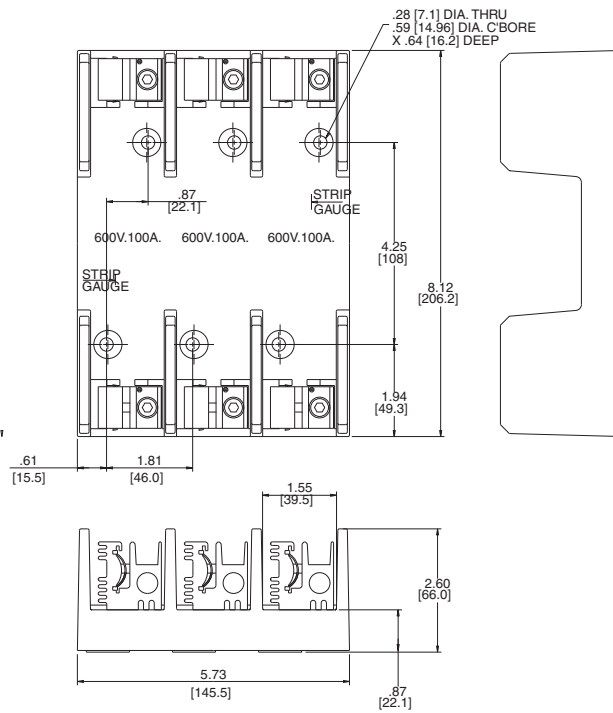


FB1231R

FB2231R

FB3231

100 A



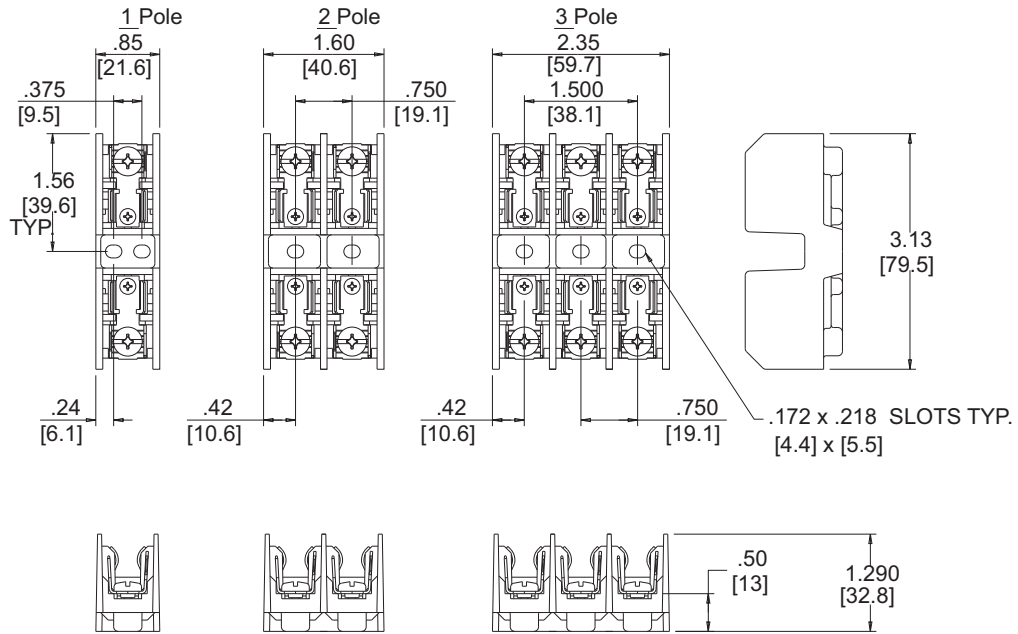
FB3631
FB3631R

100 A

Dimensions: $\frac{\text{in.}}{\text{[mm]}}$

Terminal Blocks Fuseholder Approximate Dimensions 600 V, 30 A

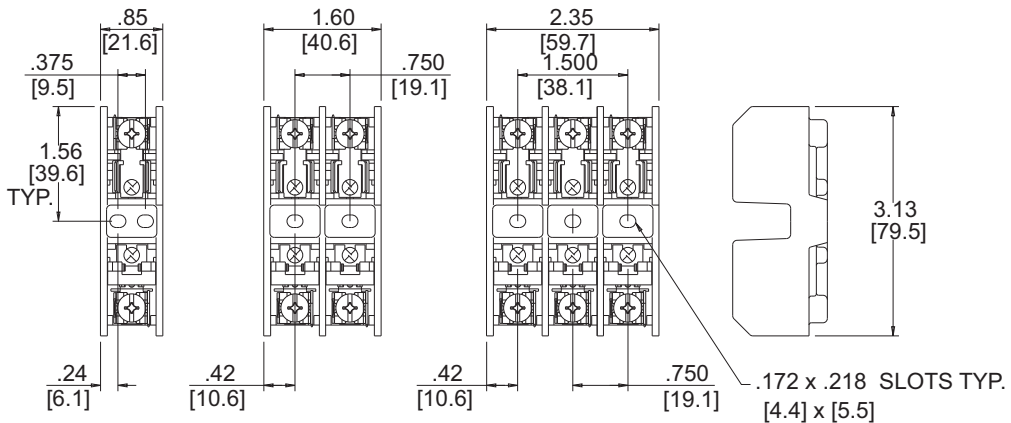
30 A



FB1611M

FB2611M

FB3611M



FB1611CC

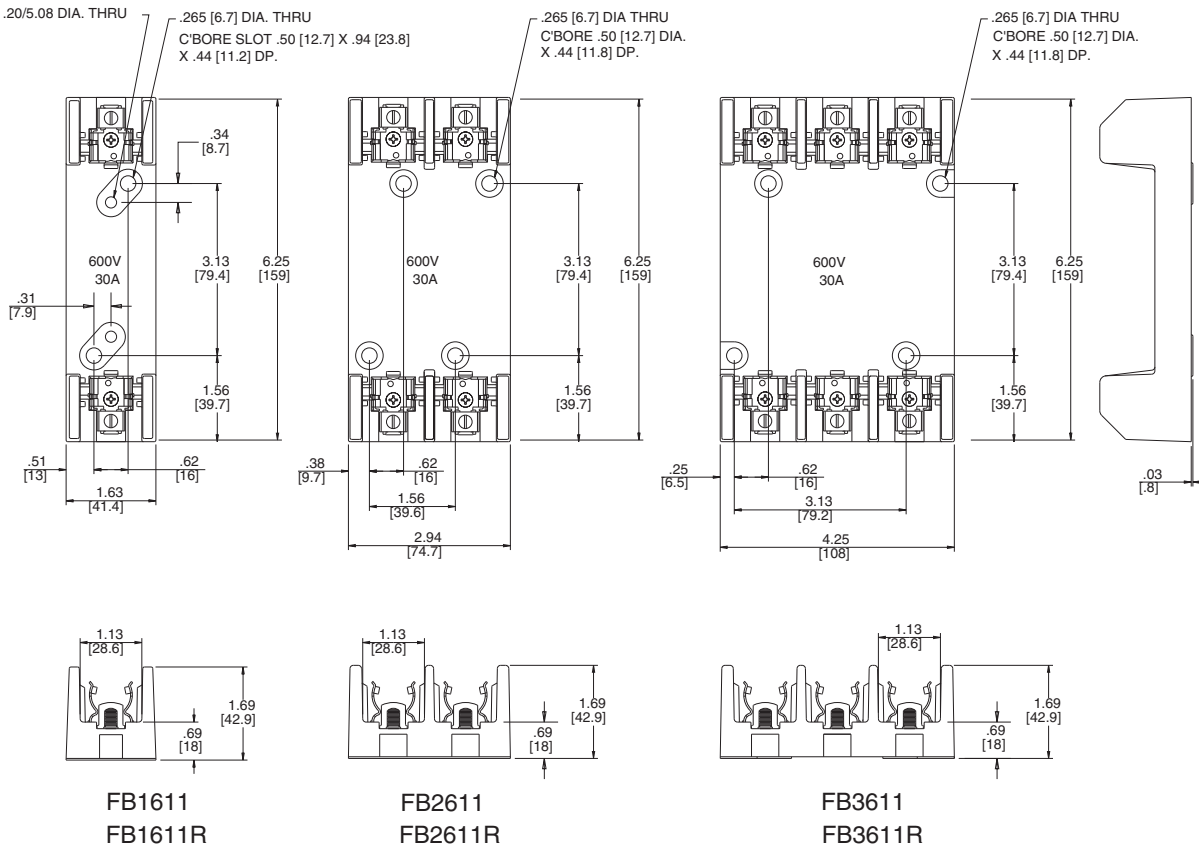
FB2611CC

FB3611CC

Dimensions: $\frac{\text{in.}}{[\text{mm}]}$

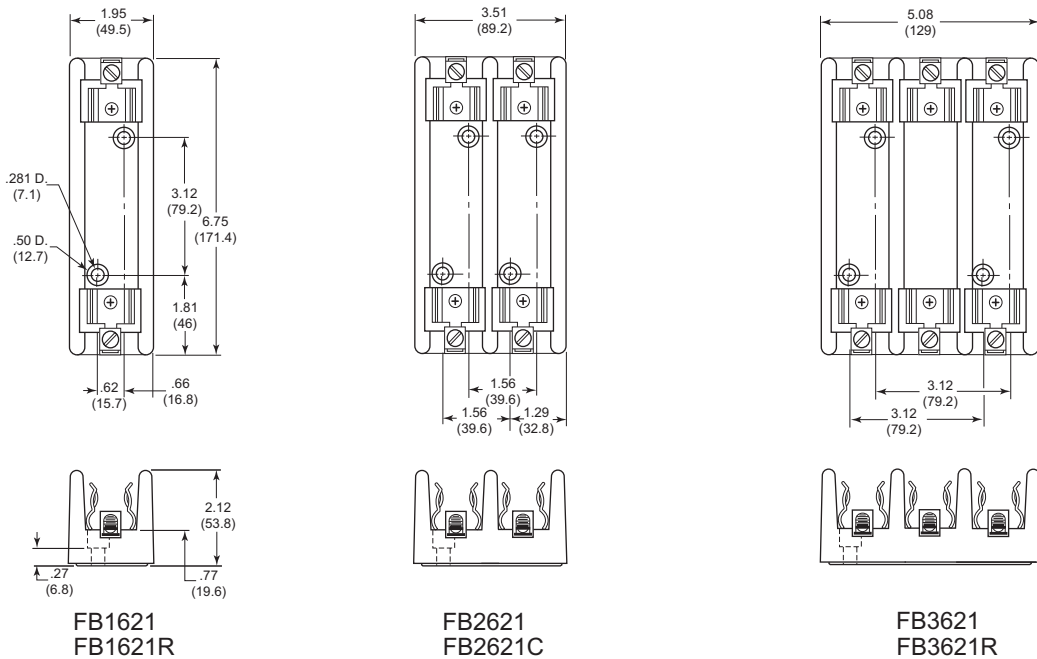
Terminal Blocks

Fuseholders Approximate Dimensions 600 V, 30 A and 60 A



60 A

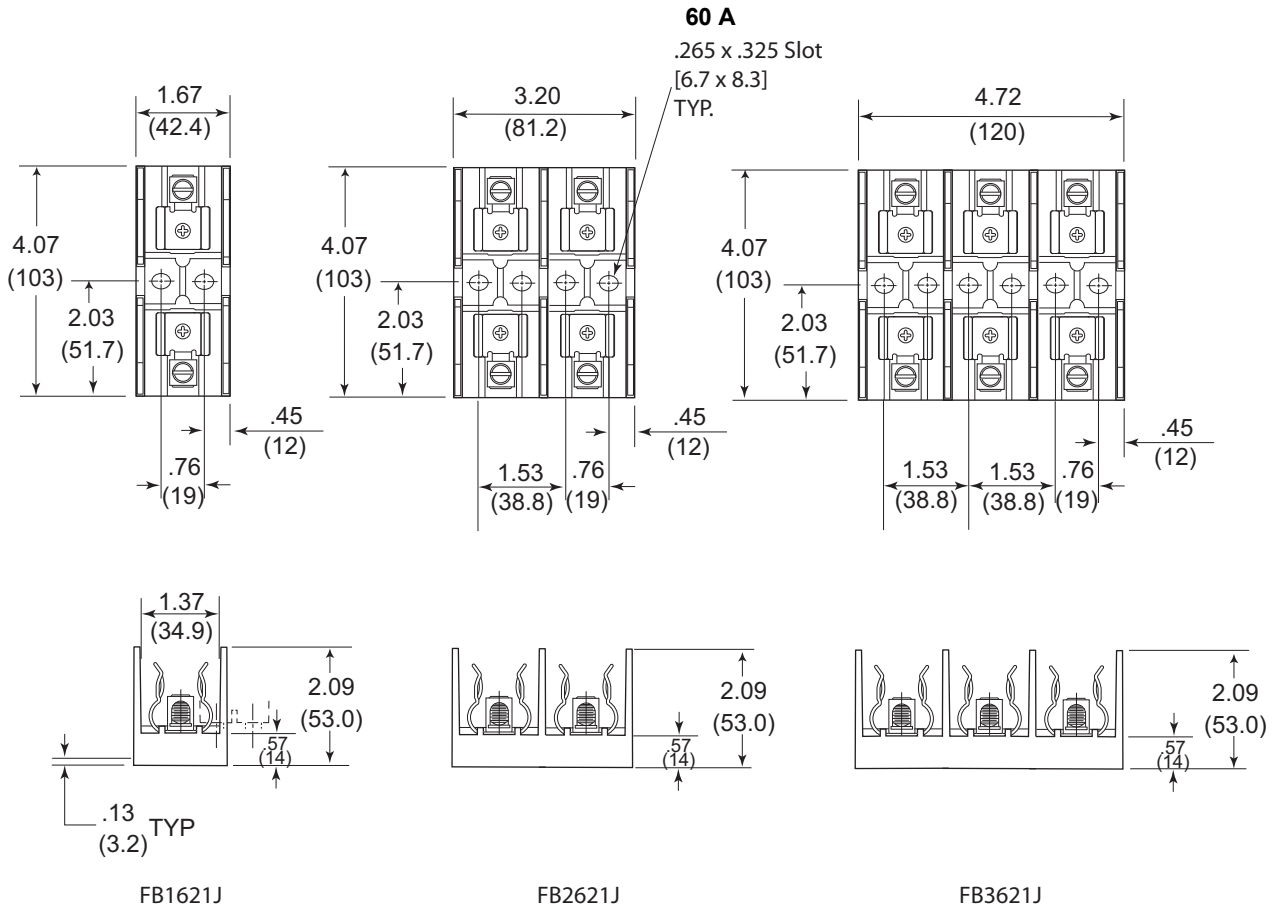
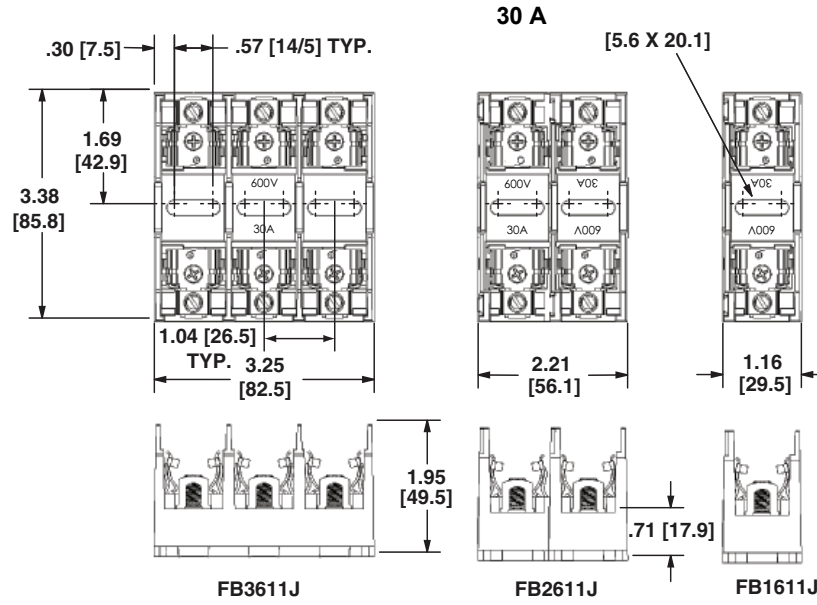
Dimensions: $\frac{\text{in.}}{[\text{mm}]}$



30 A

Terminal Blocks

Fuseholders Approximate Dimensions 600 V, 30 A and 60 A



Dimensions: $\frac{\text{in.}}{[\text{mm}]}$

Terminal Blocks

UL Short Circuit Current Ratings

Table 1: 9080LBA and 9080LBC Power Distribution Blocks Short Circuit Current Ratings with Circuit Breakers

Cat No.	Suitable Conductors MCM / AWG CU		Overcurrent Protection Circuit Breaker Required			SCCR, RMS Sym A	Volts Max
	Line	Load	Mfr.	Type	Max A		
9080LBA161101 9080LBA361101	2-6	2-6	Square D	JDL36250	250	18 kA	480
				JGL36250	250	35 kA	
				JLL36250	250	65 kA	
				JLL36250	250	65 kA	
	8-10	8-10	Square D	HDL36100	100	18 kA	
				HGL36100	100	35 kA	
				HJL36100	100	65 kA	
				HLL36100	100	65 kA	
9080LBA161104 9080LBA261104 9080LBA361104	8- 10	4) 14	Square D	JDL36250	250	18 kA	480
				JGL36250	250	35 kA	
				JLL36250	250	65 kA	
				JLL36250	250	65 kA	
				HDL36100	100	18 kA	
				HGL36100	100	35 kA	
				HJL36100	100	65 kA	
				HLL36100	100	65 kA	
9080LBA362106	2/0 -6	6) 4- 10	Square D	JDL36250	250	18 kA	480
				JGL36250	250	35 kA	
				JLL36250	250	65 kA	
				JLL36250	250	65 kA	
				JDL36250	250	18 kA	
9080LBA165106 9080LBA265106 9080LBA365106	2/0 -4	6) 8	Square D	JGL36250	250	35 kA	480
				JLL36250	250	65 kA	
				JLL36250	250	65 kA	
				JDL36250	250	18 kA	
9080LBA165112 9080LBA265112 9080LBA365112	2/0 -4	12) 2 -8	Square D	JGL36250	250	35 kA	480
				JLL36250	250	65 kA	
				JLL36250	250	65 kA	
				JDL36250	250	18 kA	
9080LBA164108 9080LBA264108 9080LBA364108	2/0 -6	6) 2 - 10	Square D	JGL36250	250	35 kA	480
				JLL36250	250	65 kA	
				JLL36250	250	65 kA	
				JDL36250	250	18 kA	
9080LBA163104 9080LBA263104 9080LBA363104	2/0 -4	4) 2 -8	Square D	JGL36250	250	35 kA	480
				JLL36250	250	65 kA	
				JLL36250	250	65 kA	
				JDL36250	250	18 kA	

Terminal Blocks UL Short Circuit Current Ratings

Table 1: 9080LBA and 9080LBC Power Distribution Blocks Short Circuit Current Ratings with Circuit Breakers (continued)

Cat No.	Suitable Conductors MCM / AWG CU		Overcurrent Protection Circuit Breaker Required			SCCR, RMS Sym A	Volts Max
	Line	Load	Mfr.	Type	Max A		
9080LBA163206 9080LBA263206 9080LBA363206	2) 1/0 -8	6) 4- 10	Square D	JGL36250	250	35 kA	480
JLL36250				250	65 kA		
JLL36250				250	65 kA		
JDL36250				250	18 kA		
9080LBC163206 9080LBC263206 9080LBC363206	2) 2/0 -2	6) 4-8	Square D	JGL36250	250	35 kA	480
JLL36250				250	65 kA		
JLL36250				250	65 kA		
JDL36175				175	18 kA		
9080LBC162101 9080LBC362101	2) 4-6	6) 10-12	Square D	JGL36175	175	35 kA	480
				JLL36175	175	65 kA	
				JLL36175	175	65 kA	
				JDL36250	250	18 kA	
9080LBA163106 9080LBA263106 9080LBA363106	1/0 -8	1/0 -8	Square D	JGL36250	250	35 kA	480
JLL36250				250	65 kA		
JLL36250				250	65 kA		
JDL36250				250	18 kA		
9080LBA162104 9080LBA262104 9080LBA362104	2/0 -6	6) 2 - 10	Square D	JGL36250	250	35 kA	480
JLL36250				250	65 kA		
JLL36250				250	65 kA		
JDL36250				250	18 kA		
9080LBC162104 9080LBC262104 9080LBC362104	2/0 -10	4) 4- 10	Square D	JGL36250	250	35 kA	480
JLL36250				250	65 kA		
JLL36250				250	65 kA		
JDL36250				250	18 kA		
9080LBA163106 9080LBA263106 9080LBA363106	2/0 -8	4) 4-8	Square D	JGL36250	250	35 kA	480
JLL36250				250	65 kA		
JLL36250				250	65 kA		
JDL36250				250	18 kA		

Terminal Blocks

UL Short Circuit Current Ratings

Table 2: 9080LBA and 9080LBC Power Distribution Blocks Short Circuit Current Ratings with Fuses

Catalog Number			Suitable Conductors MCM / AWG CU		Fuse Type / Amperage								
1 Pole	2 Pole	3 Pole	Line	Load	J	T	RK1	RK5	G	CC	SCCR	Volts Max	
9080LBA161101	N/A	9080LBA361101	2-6	2-6	200	200	200	100	60	30	100 kA	600	
			8-10	8-10	100	100	100	-	60	30	100 kA	600	
9080LBA161104	9080LBA261104	9080LBA361104	2-6	10-14	200	200	200	100	60	30	200 kA	600	
			8-10	10-14	100	100	100	30	60	30	100 kA	600	
9080LBA162101	9080LBA262101	9080LBA362101	2/0-6	2/0-6	300	300	200	100	60	30	65 kA	600	
9080LBA162104	9080LBA262104	9080LBA362104	2/0-6	4-14	200	200	200	100	60	30	100 kA	600	
N/A	N/A	9080LBA362106	2/0-6	4-14	-	-	-	-	60	-	100 kA	600	
					200	200	200	100	-	30	200 kA	600	
9080LBA163101	9080LBA263101	9080LBA363101	N/A										
9080LBA163104	9080LBA263104	9080LBA363104	400-3/0	2-8	400	400	400	100	60	30	100 kA	600	
			2/0-6	2-14	200	200	200	100	60	30	100 kA	600	
9080LBA163106	9080LBA263106	9080LBA363106	400-3/0	2-8	400	400	400	200	-	30	200 kA	600	
					600	-	-	-	60	-	100 kA	600	
			2/0-6	2-14	200	200	200	100	-	30	200 kA	600	
					-	-	-	-	60	-	100 kA	600	
9080LBA163206	9080LBA263206	9080LBA363206	(2)2/0-2	4-8	400	400	400	100	60	30	100 kA	600	
			(2)4-6	10-14	300	300	200	100	60	30	100 kA	600	
9080LBA164101	N/A	9080LBA364101	600-2	600-2	600	600	-	-	-	-	50 kA	600	
					400	400	400	200	60	30	100 kA	600	
9080LBA164108	9080LBA264108	9080LBA364108	400-3/0	2-8	400	400	400	200	60	30	100 kA	600	
			2/0-6	2-14	200	200	200	100	60	30	100 kA	600	
9080LBA165202	9080LBA265202	9080LBA365202	(2)350-4	(2)350-4	450	450	400	200	60	30	100 kA	600	
					600	600	-	-	-	-	50 kA	600	
9080LBA1652021	9080LBA2652021	9080LBA3652021	(2)500-4	(2)500-4	600	600	400	200	60	30	100 kA	600	
9080LBA165106	9080LBA265106	9080LBA365106	500-3/0	2/0-6	400	400	400	100	60	30	100 kA	600	
			2/0-4	8-14	200	200	200	100	60	30	100 kA	600	
9080LBA165112	9080LBA265112	9080LBA365112	500-3/0	2-8	400	400	400	200	60	30	100 kA	600	
			2/0-4	2-14	200	200	200	100	60	30	100 kA	600	
9080LBA165208	9080LBA265208	9080LBA365208	(2)500-250	2/0-4	600	600	400	200	60	30	100 kA	600	
			(2)4/0-4	2/0-10	600	600	-	-	-	-	50 kA	600	
					400	400	400	200	60	30	100 kA	600	

Terminal Blocks UL Short Circuit Current Ratings

Table 2: 9080LBA and 9080LBC Power Distribution Blocks Short Circuit Current Ratings with Fuses (continued)

Catalog Number			Suitable Conductors MCM / AWG CU		Fuse Type / Amperage							
1 Pole	2 Pole	3 Pole	Line	Load	J	T	RK1	RK5	G	CC	SCCR	Volts Max
9080LBA165212	9080LBA265212	9080LBA365212	(2)500-250	4-8	600	600	600	N/A	N/A	N/A	50 kA	600
					400	400	400	200	60	30	100 kA	600
			(2)4/0-4	4-14	600	600	N/A	N/A	N/A	N/A	50 kA	600
					400	400	400	200	60	30	100 kA	600
9080LBC162101	N/A	9080LBC362101	N/A									
9080LBC162104	9080LBC262104	9080LBC362104	2/0-6	4-14	200	200	200	100	60	30	100 kA	600
9080LBC163101	N/A	9080LBC363101	N/A									
9080LBC163106	9080LBC263106	9080LBC363106	500-3/0	2-8	400	400	400	200	60	30	100 kA	600
			2/0-4	2-14	200	200	200	100	60	30	100 kA	600
9080LBC163206	9080LBC263206	9080LBC363206	(2)2/0-2	4-8	400	400	400	100	60	30	100 kA	600
			(2)4-6	10-14	200	200	200	100	60	30	100 kA	600
9080LBC165208	N/A	9080LBC365208	(2)500-250	2/0-4	600	600	400	200	60	30	100 kA	600
			(2)4/0-4	2/0-6	600	600	N/A	N/A	N/A	N/A	50 kA	600
					400	400	400	200	60	30	100 kA	600
9080LBC165212	N/A	9080LBC365212	(2)500-250	2-8	600	600	600	-	-	-	50 kA	600
					400	400	400	200	60	30	100 kA	600
			(2)4/0-4	2-14	600	600	-	-	-	-	50 kA	600
					400	400	400	200	60	30	100 kA	600

Index of Catalog Numbers

9080FB1211 9	9080LB21 3, 7	9080LBA362101 3
9080FB1211R 9	9080LB22 3, 7	9080LBA362104 3
9080FB1221 11	9080LB23 3, 7	9080LBA362106 7
9080FB1221R 12	9080LB31 4, 7, 8	9080LBA363101 4
9080FB1231R 13	9080LB32 4, 8	9080LBA363104 4
9080FB1611 9	9080LB33 4, 7, 8	9080LBA363106 4
9080FB1611CC 10	9080LB41 5	9080LBA363206 4
9080FB1611J 10	9080LB42 5	9080LBA364101 5
9080FB1611M 10	9080LB43 5	9080LBA364108 5
9080FB1611R 9	9080LB51 5, 6, 8	9080LBA365106 5
9080FB1621 11	9080LB52 5, 6	9080LBA365112 5
9080FB1621J 12	9080LB53 5, 6, 8	9080LBA365202 6
9080FB1621R 12	9080LBA161101 3	9080LBA3652021 6
9080FB1631R 13	9080LBA161104 3	9080LBA365208 6
9080FB2211 9	9080LBA162101 3	9080LBA365212 6
9080FB2211R 9	9080LBA162104 3	9080LBC162101 7
9080FB2221 11	9080LBA163101 4	9080LBC162104 7
9080FB2221R 12	9080LBA163104 4	9080LBC163101 7
9080FB2231R 13	9080LBA163106 4	9080LBC163106 8
9080FB2611 9	9080LBA163206 4	9080LBC163206 8
9080FB2611CC 10	9080LBA164101 5	9080LBC165208 8
9080FB2611J 10	9080LBA164108 5	9080LBC165212 8
9080FB2611M 10	9080LBA165106 5	9080LBC262104 7
9080FB2611R 9	9080LBA165112 5	9080LBC263106 8
9080FB2621 11	9080LBA165202 6	9080LBC263206 8
9080FB2621C 11	9080LBA1652021 6	9080LBC362101 7
9080FB2621J 12	9080LBA165208 6	9080LBC362104 7
9080FB3211 9	9080LBA165212 6	9080LBC363101 7
9080FB3211R 9	9080LBA261104 3	9080LBC363106 8
9080FB3221 11	9080LBA262101 3	9080LBC363206 8
9080FB3221R 12	9080LBA262104 3	9080LBC365208 8
9080FB3231R 13	9080LBA263101 4	9080LBC365212 8
9080FB3611 9	9080LBA263104 4	
9080FB3611CC 10	9080LBA263106 4	
9080FB3611J 10	9080LBA263206 4	
9080FB3611M 10	9080LBA264108 5	
9080FB3611R 9	9080LBA265106 5	
9080FB3621 11	9080LBA265112 5	
9080FB3621J 12	9080LBA265202 6	
9080FB3621R 12	9080LBA2652021 6	
9080FB3631 13	9080LBA265208 6	
9080FB3631C 13	9080LBA265212 6	
9080FB3631R 13	9080LBA361101 3	
9080FBDIN3 7, 9, 10	9080LBA361104 3	

Terminal Blocks

Schneider Electric USA, Inc.
8001 Knightdale Blvd.
Knightdale, N.C. 27545, USA
1-888-Square D
1-888-778-2733
www.schneider-electric.us

Square D® and Schneider Electric® are trademarks or registered trademarks of Schneider Electric or its affiliates. Other trademarks used herein are the property of their respective owners.

9080CT9603R0710 © 1993 – 2010 Schneider Electric All Rights Reserved
9080CT9603R09/08 Dated 4/2009
9080CT9603 Dated 2/1997

08/2010